

V&V Reference Report

L2 ASCDS Version : 8.4.5

Observation 3475 - L2 Version 3
Chandra X-Ray Center

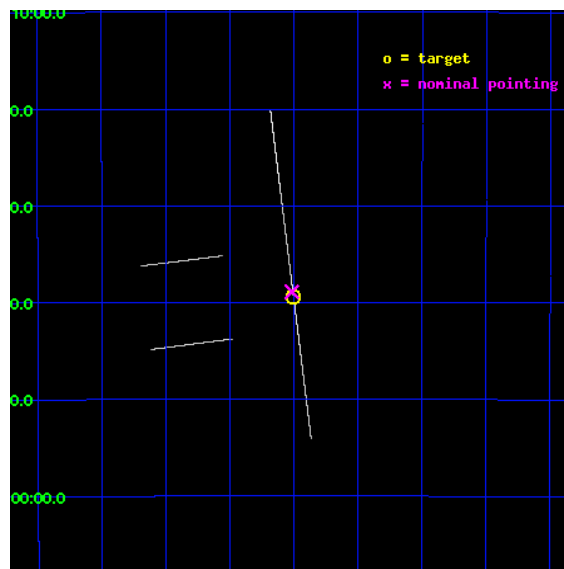
L2 Processing Date : Oct 4 2012

Contents

1	Front	2
2	OBI	3
2.1	OBI	3
2.1.1	Images	3
2.1.2	Bias	3
2.1.3	Parameters	4
2.1.4	Events	4
2.2	Compared Parameters	5
2.3	Aspect	6
2.4	Star Slots	9
2.4.1	Slot 3	9
2.4.2	Slot 4	10
2.4.3	Slot 5	11
2.4.4	Slot 6	12
2.4.5	Slot 7	13
2.5	FID Slots	14
2.5.1	Slot 0	14
2.5.2	Slot 1	15
2.5.3	Slot 2	16
A	Summary	17
A.1	Status	17
A.2	Comments	17

1 Front

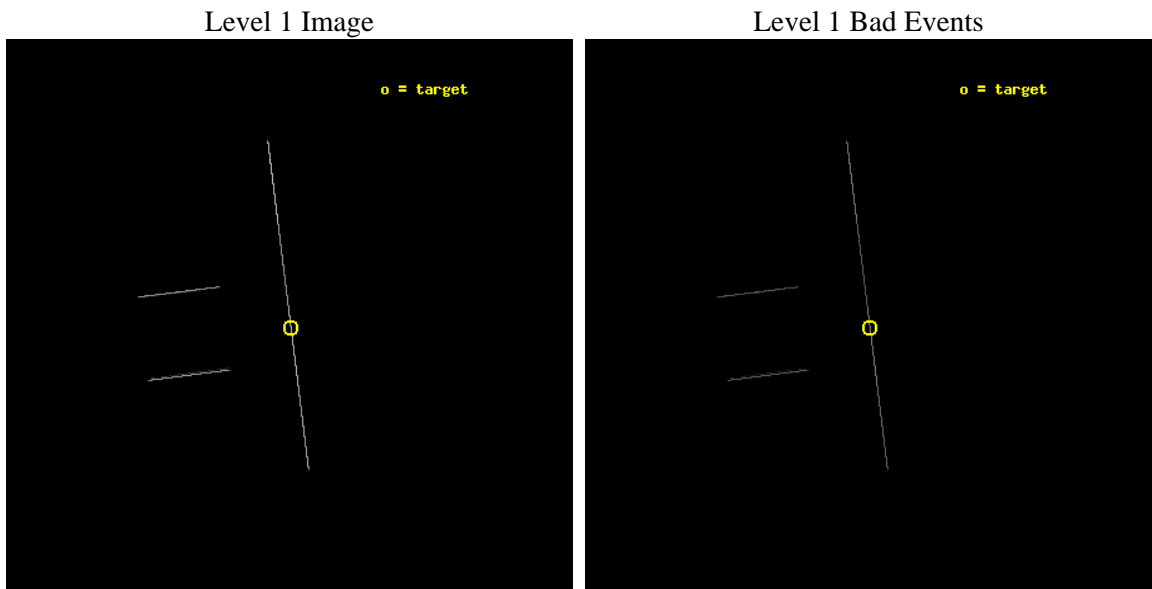
seq_num	400246	Sequence number
obs_id	3475	Observation id
title	A FAINT NEUTRON STAR SOFT X-RAY TRANSIENT RETURNING TO QUIESCENCE	
observer	dr Peter Jonker	Principal investigator
object	RX J170930.2-263927	Source name
ra_targ	257.375833	Observer's specified target RA [deg]
dec_targ	-26.6575	Observer's specified target Dec [deg]
ra_nom	257.37903438531	Nominal RA [deg]
dec_nom	-26.648225709062	Nominal Dec [deg]
roll_nom	82.814858639334	Nominal Roll [deg]
revision	3	Processing version of data
ontime	5961.25	Sum of GTIs [s]
livetime	5937.9638671875	Livetime [s]
ontime2	5961.25	Sum of GTIs [s]
ontime3	5961.25	Sum of GTIs [s]
ontime5	5961.25	Sum of GTIs [s]
ontime6	5961.25	Sum of GTIs [s]
ontime7	5961.25	Sum of GTIs [s]
ontime8	5961.25	Sum of GTIs [s]
l2events	68305	Number of level 2 events




2 OBI

2.1 OBI

2.1.1 Images



2.1.2 Bias



2.1.3 Parameters

obi_num	2	Obi number	sched_exp_time	5000.000000	[s] Scheduled observation exposure time
ascdsver	8.4.5	Processing system revision	ontime	5961.25	Sum of GTIs [s]
caldsver	4.5.2	 	ontime2	5961.25	Sum of GTIs [s]
date	2012-10-04T18:52:59	Date and time of file creation	ontime3	5961.25	Sum of GTIs [s]
revision	3	Processing version of data	ontime5	5961.25	Sum of GTIs [s]
			ontime6	5961.25	Sum of GTIs [s]
			ontime7	5961.25	Sum of GTIs [s]
			ontime8	5961.25	Sum of GTIs [s]
			l1events	106603	Number of level 1 events

2.1.4 Events

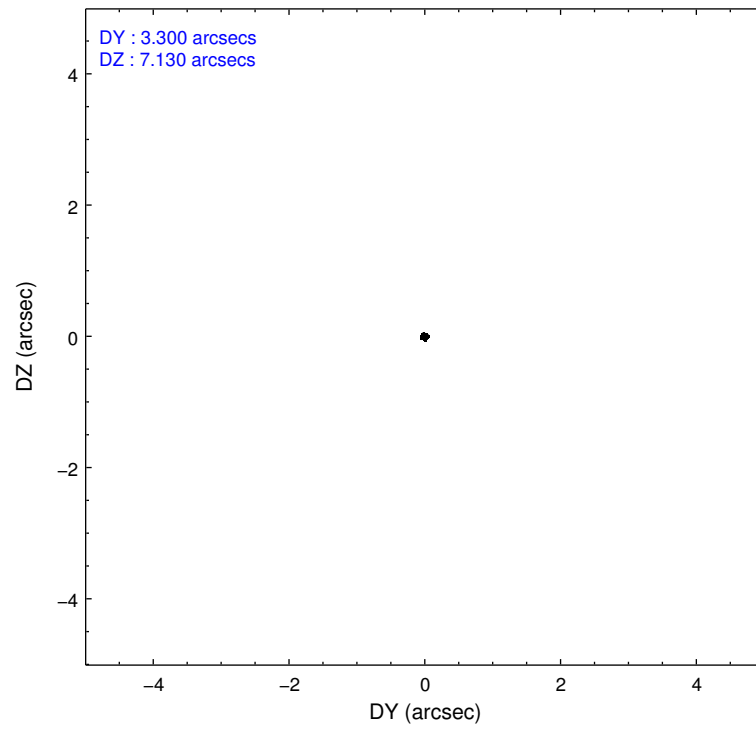
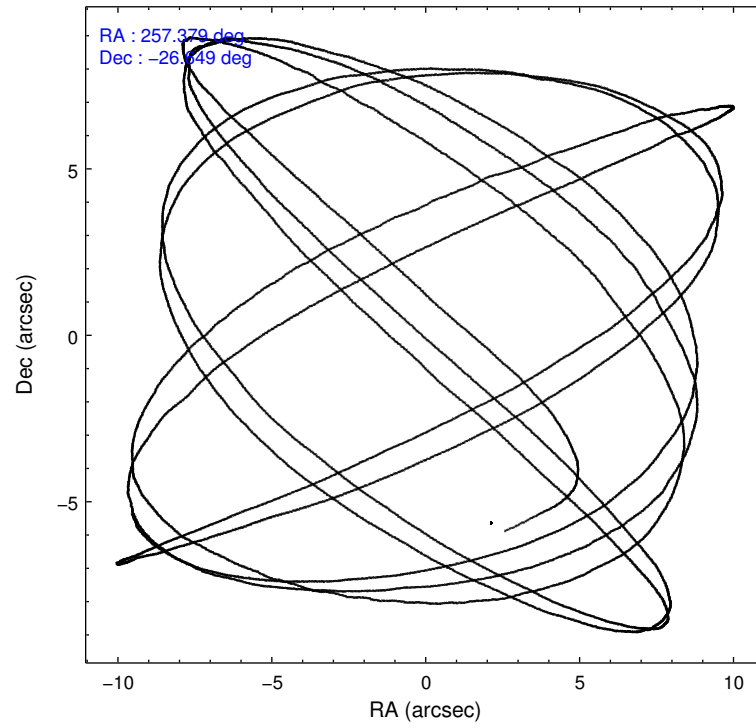
	ccd 2	ccd 3	ccd 5	ccd 6	ccd 7	ccd 8
level 1 events	7756	8707	40179	8562	25453	15946
rejected events	1405	1608	4241	1659	4747	2278
rejected %	18%	18%	10%	19%	18%	14%

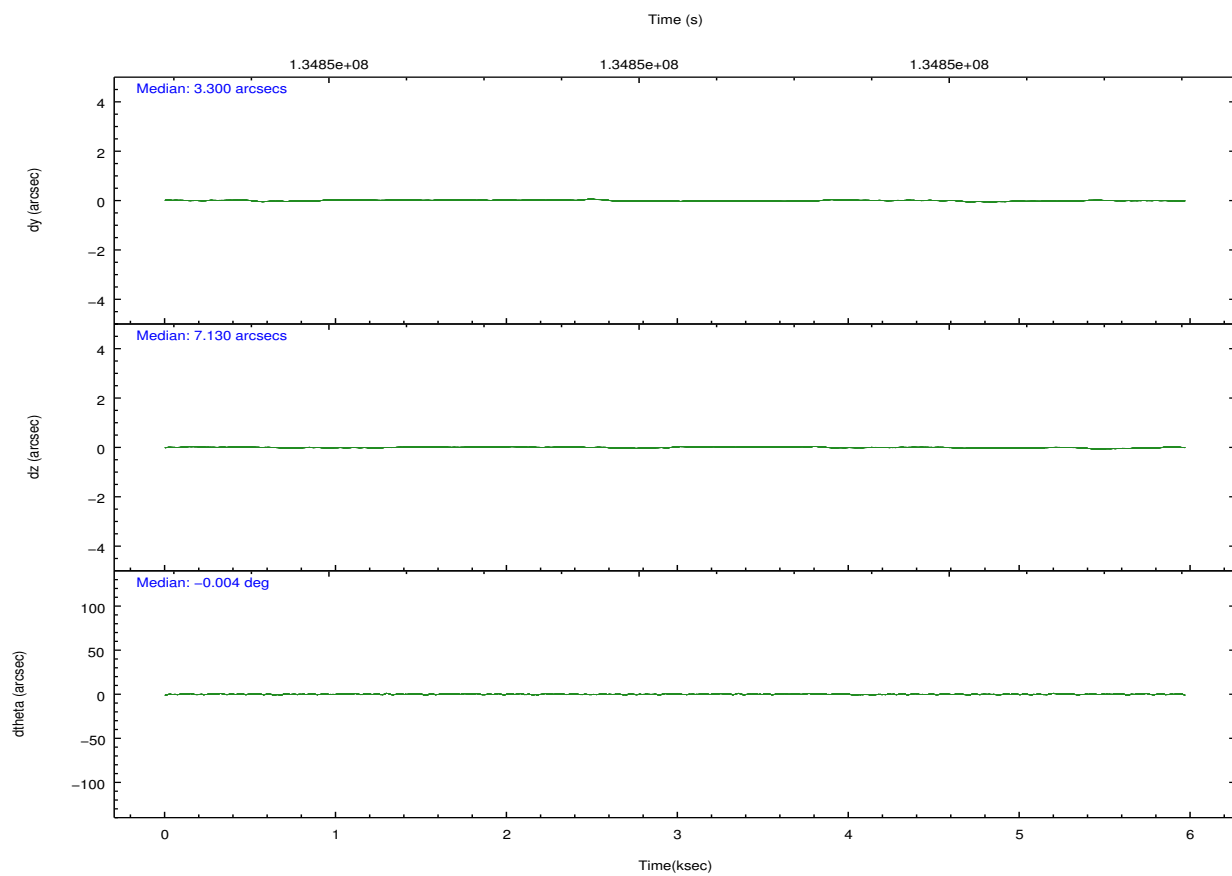
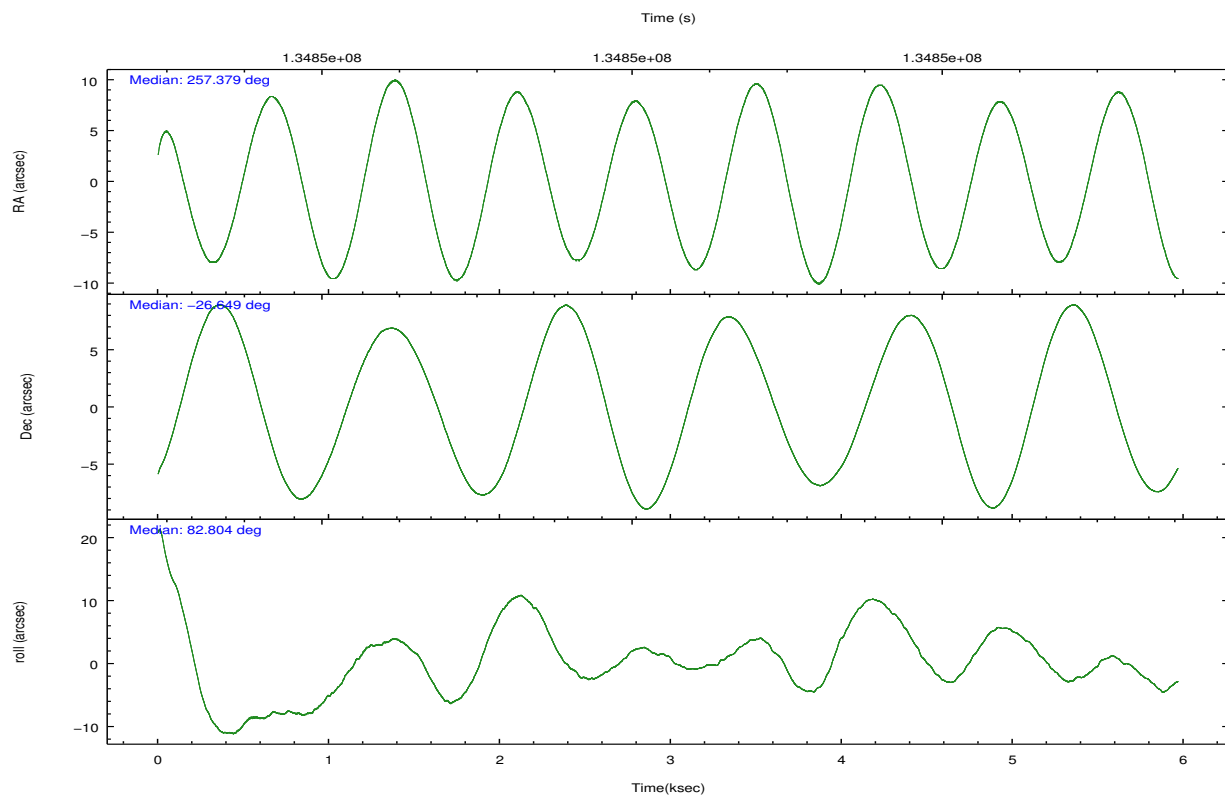
	ccd 2	ccd 3	ccd 5	ccd 6	ccd 7	ccd 8
grade 0 events	951	905	10603	947	2235	2740
	12%	10%	26%	11%	8%	17%
grade 1 events	39	19	64	25	74	63
	0%	0%	0%	0%	0%	0%
grade 2 events	2538	2678	9735	2682	5036	4309
	32%	30%	24%	31%	19%	27%
grade 3 events	853	1137	859	880	1644	1681
	10%	13%	2%	10%	6%	10%
grade 4 events	777	968	826	937	1713	1635
	10%	11%	2%	10%	6%	10%
grade 5 events	1265	1458	3578	1519	4311	2047
	16%	16%	8%	17%	16%	12%
grade 6 events	1333	1542	14514	1572	10440	3471
	17%	17%	36%	18%	41%	21%
grade 7 events	0	0	0	0	0	0
	0%	0%	0%	0%	0%	0%

2.2 Compared Parameters

Parameter	Planned	Actual	Parameter	Planned	Actual
Instrument	ACIS	ACIS	Obspar format version number	7	7
Detector	ACIS-235678	ACIS-235678	Obspar file type	PREDICTED	ACTUAL
Grating	NONE	NONE	Obspar update status	NONE	UPDATED
Data mode	CC33_FAINT	CC33_FAINT	Number of optional ACIS chips dropped	0	0
Observation mode	POINTING	POINTING	On-chip summing requested	N	N
[deg] Pointing RA	257.391244	257.3790343853141	Subarray requested	NONE	NONE
[deg] Pointing Dec	-26.673225	-26.64822570906243	Alternating exposures requested	N	N
[deg] Pointing Roll	82.663692	82.81485863933354	[s] Primary exposure time	0.000000	0
[mm] SIM focus pos	-0.684267	-0.6828225247311905			
[mm] SIM defocus	0	0.001444936568705701			
[mm] SIM translation stage pos	-190.132523	-190.1400660498719			
[mm] SIM translation stage offset	0	0.00754346686406393			
[s] Observation start time (MET)	134848218.184000	134846867.73486			
Observation start date	2002-04-10T17:49:14	2002-04-10T17:27:47			
[s] Observation end time (MET)	134853218.184000	134854271.31017			
Observation end date	2002-04-10T19:12:34	2002-04-10T19:31:11			
Read mode	CONTINUOUS	CONTINUOUS			

2.3 Aspect



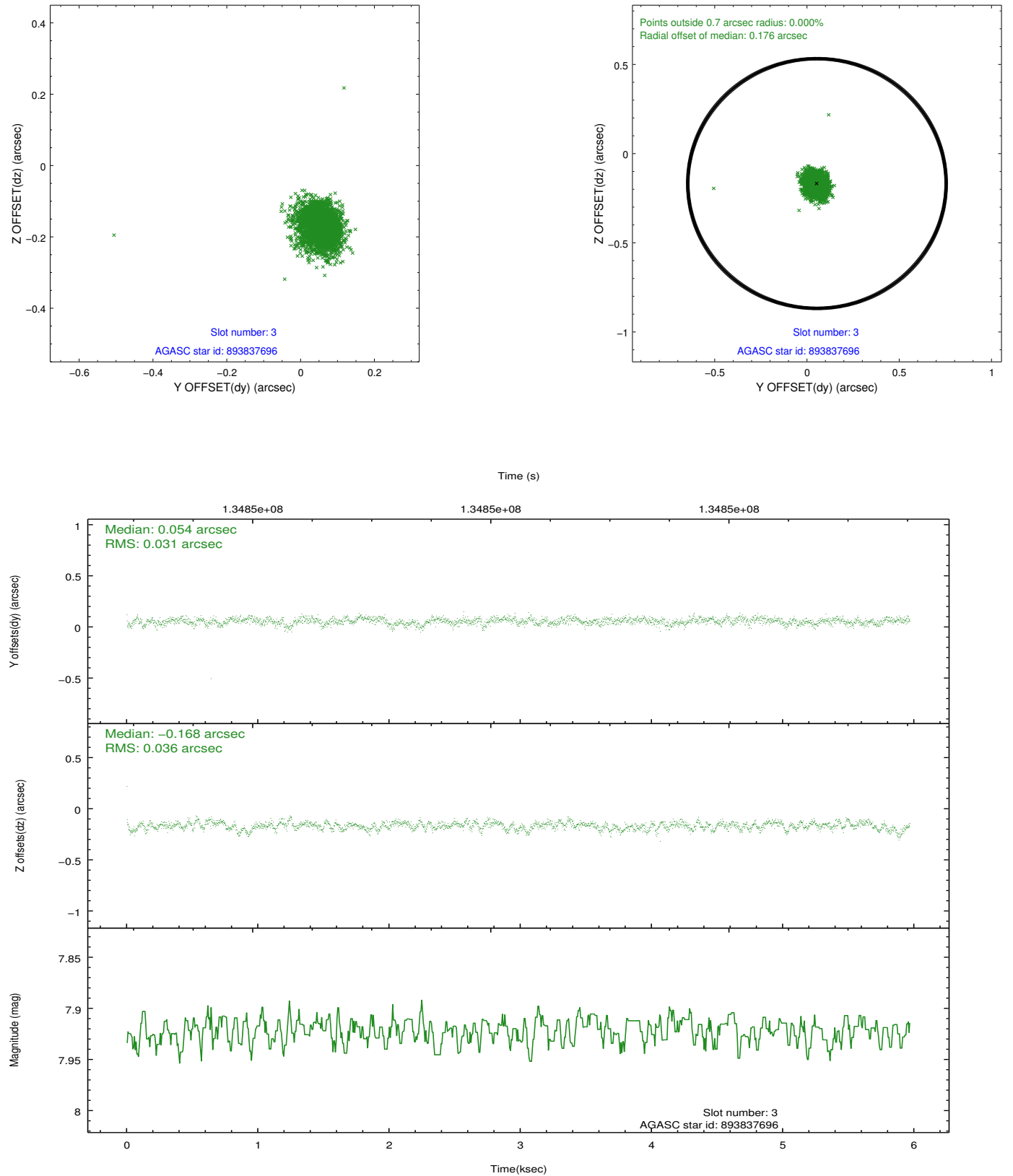


Slot Statistics

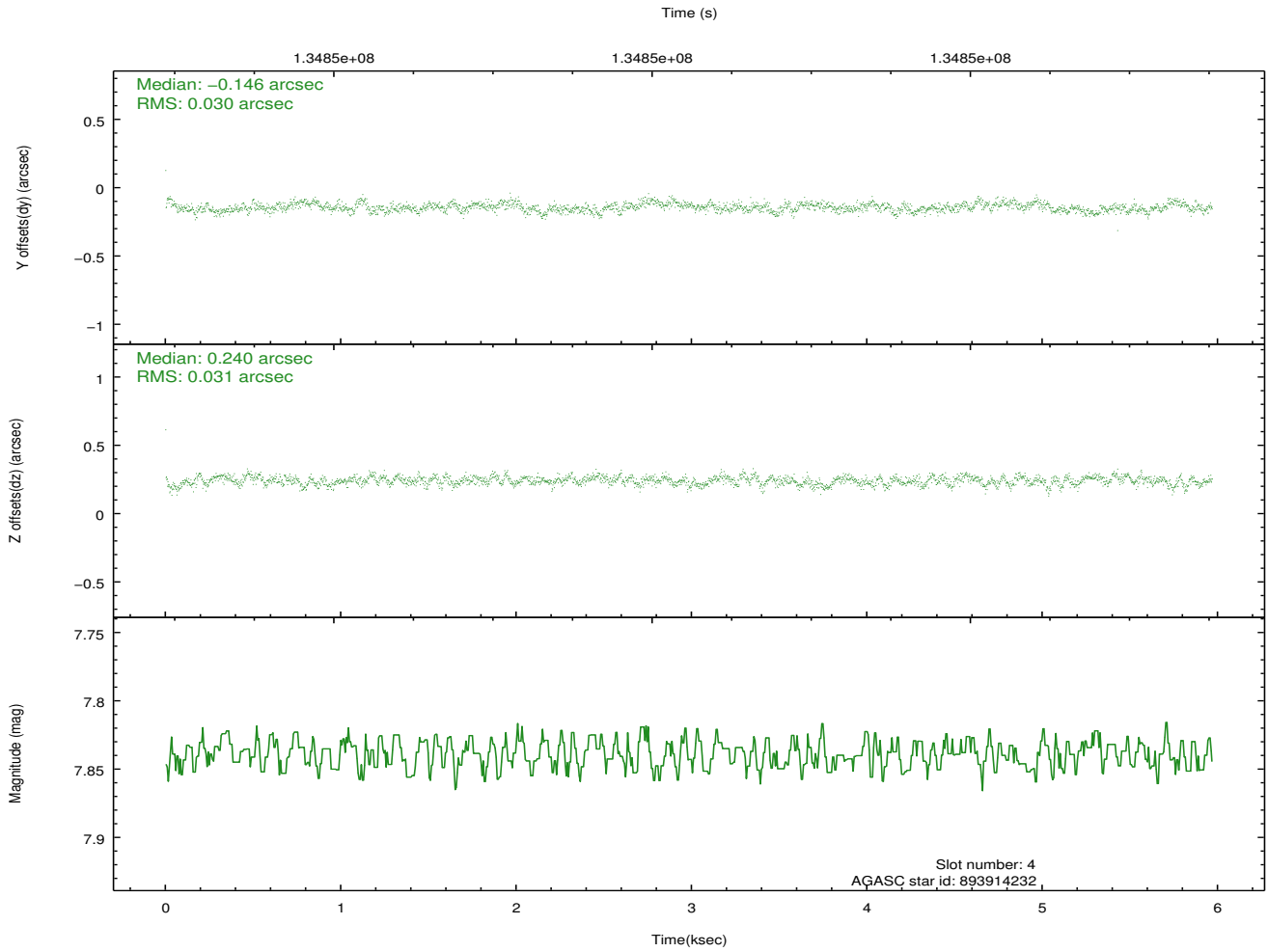
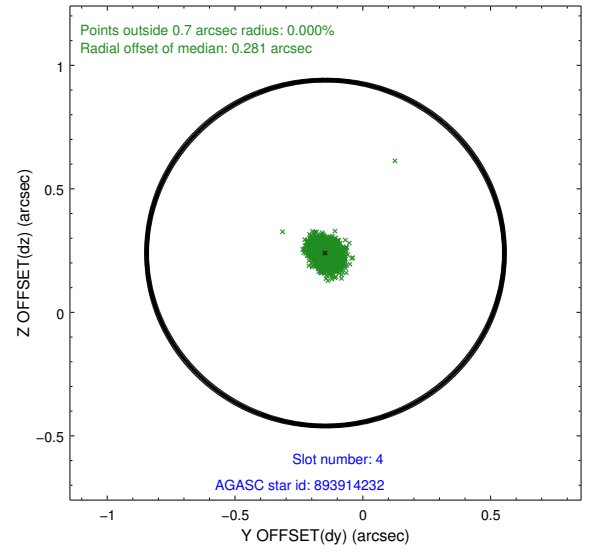
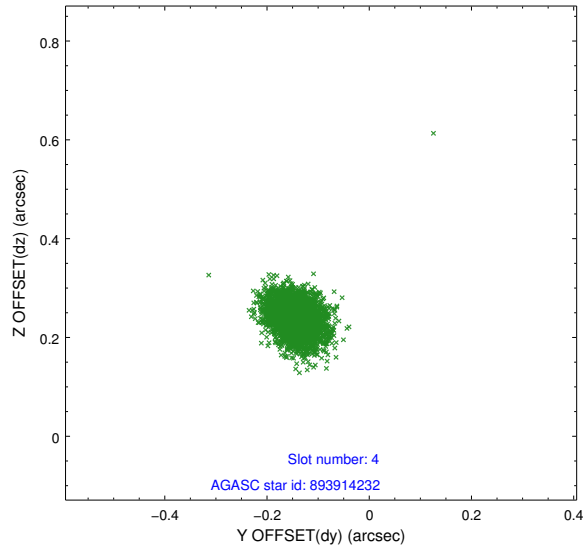
slot	status	id	mag	n_pts	med_dy	med_dz	dr1	dr2	ra	dec	mean_y	mean_z
0	FID	ACIS-S-2	7.11	1456	-0.012	0.006	0.007	0.012	0.000000	0.000000	-755.95	-1728.29
1	FID	ACIS-S-4	7.20	1456	-0.019	0.004	0.005	0.009	0.000000	0.000000	2156.86	179.17
2	FID	ACIS-S-5	7.24	1456	-0.000	-0.002	0.007	0.011	0.000000	0.000000	-1807.51	173.95
3	GUIDE	893837696	7.92	2912	0.054	-0.168	0.048	0.081	257.277958	-26.423720	845.47	476.55
4	GUIDE	893914232	7.84	2912	-0.146	0.240	0.045	0.073	257.948003	-26.439334	1062.32	-1672.74
5	GUIDE	893913752	8.68	2912	0.199	0.082	0.064	0.106	257.717246	-26.451689	926.03	-941.15
6	GUIDE	893837592	9.30	2910	-0.077	-0.202	0.087	0.139	256.924631	-26.316123	1081.45	1656.55
7	GUIDE	893835576	8.93	2911	-0.031	0.050	0.066	0.110	257.152526	-26.836742	-680.83	685.44

2.4 Star Slots

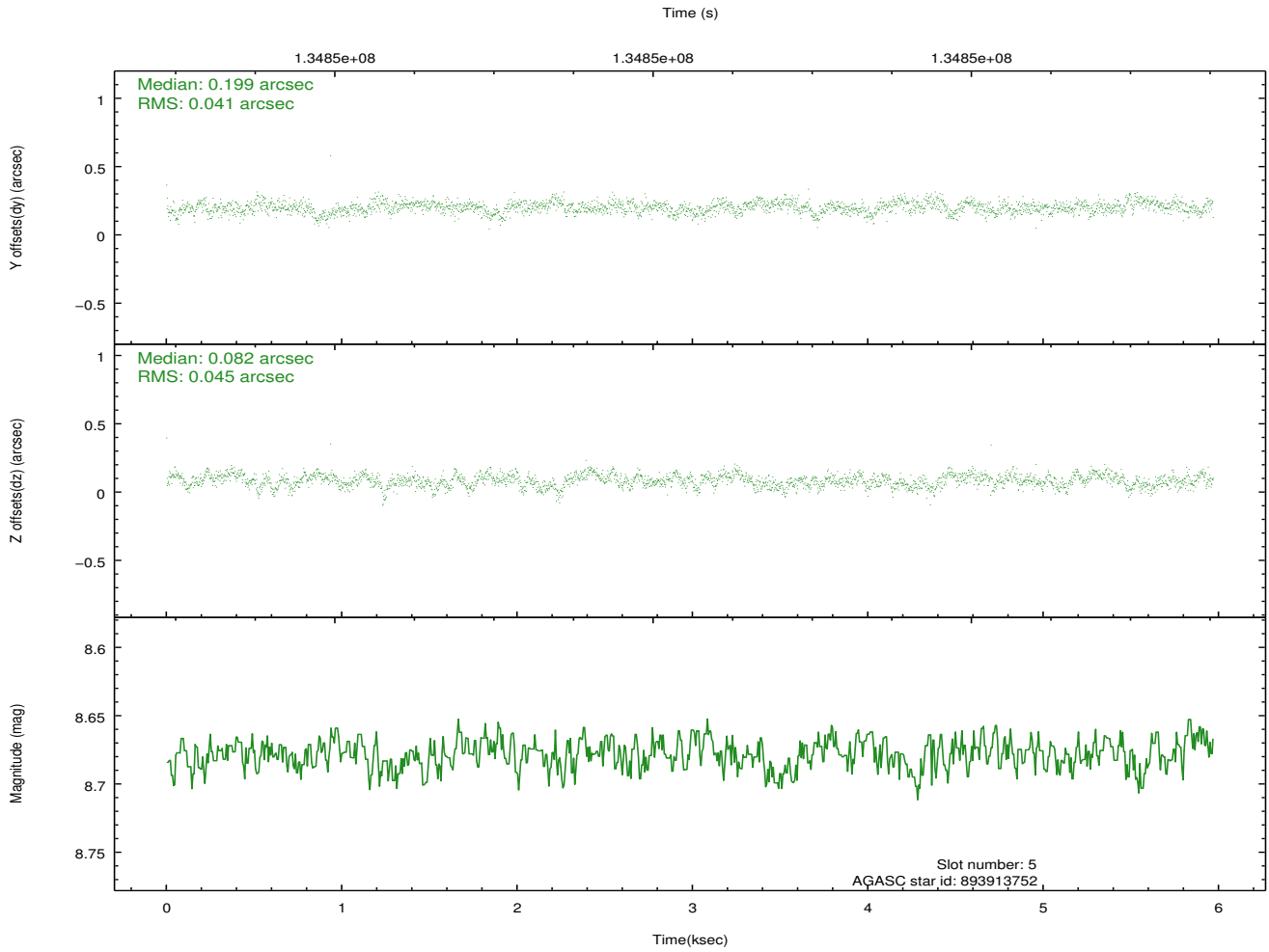
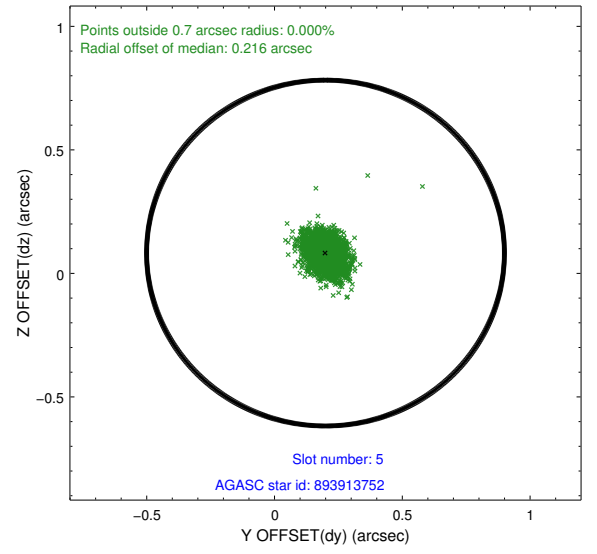
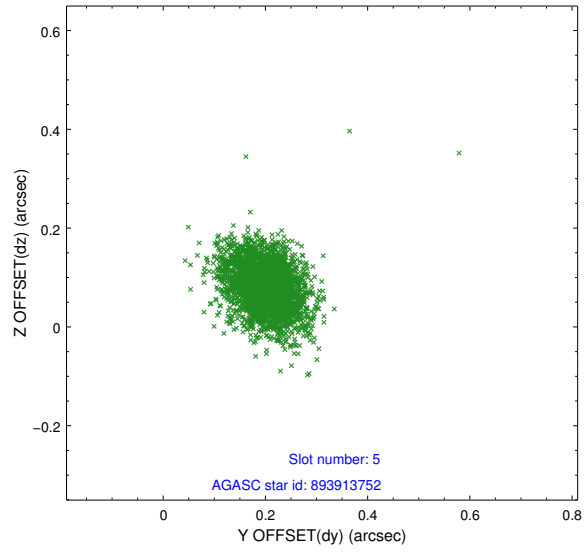
2.4.1 Slot 3



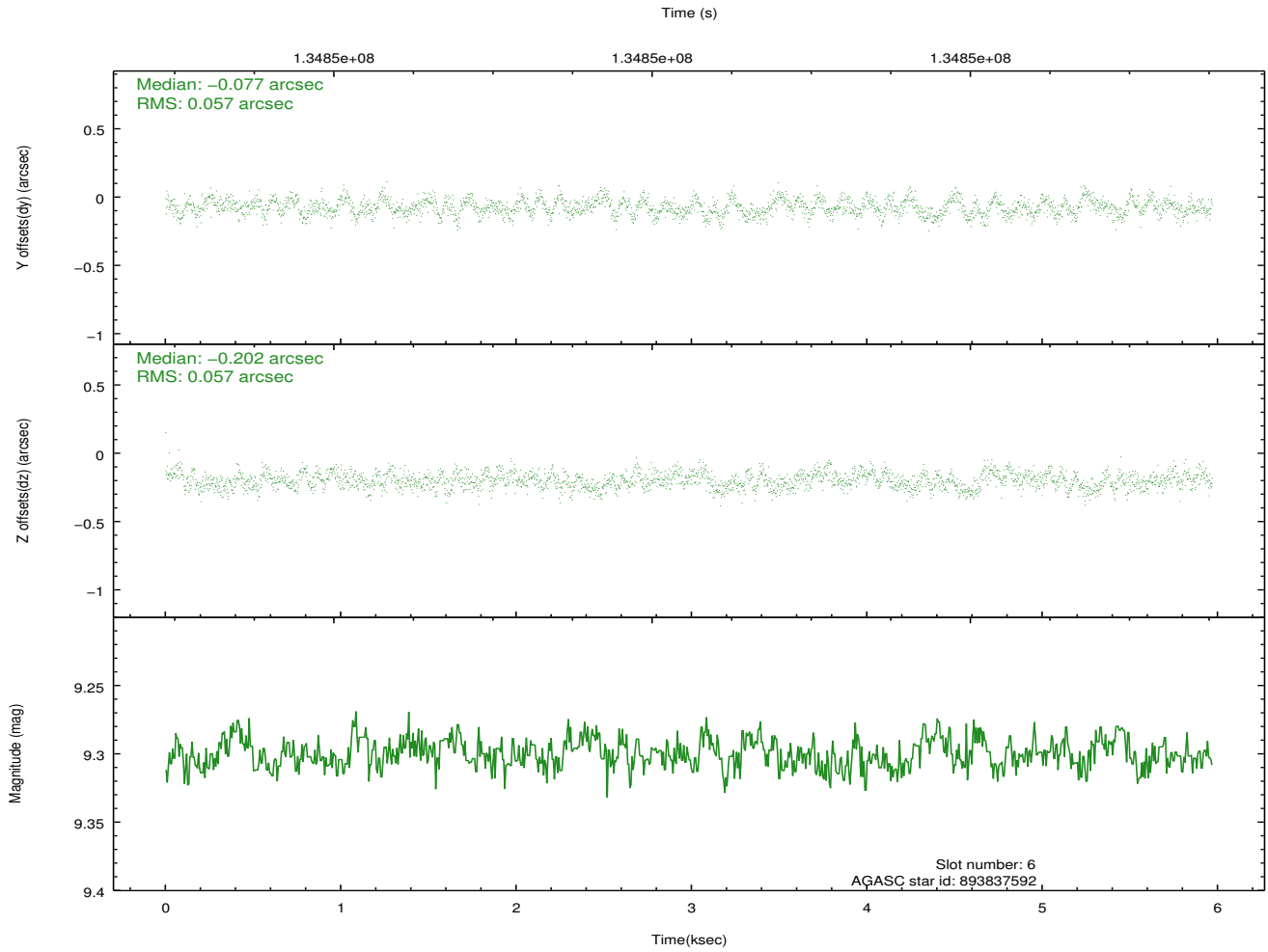
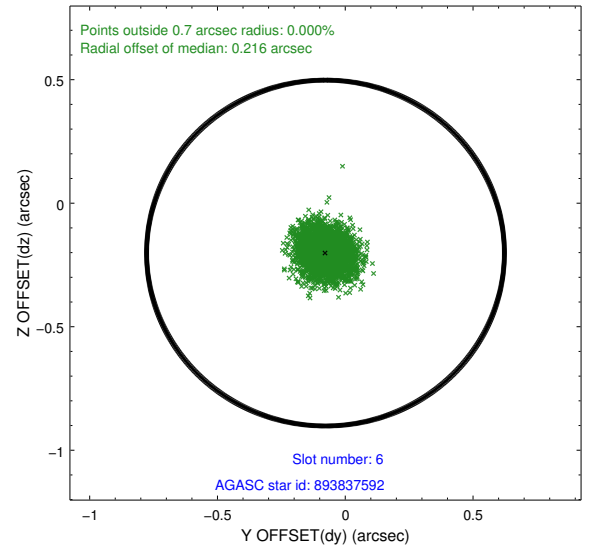
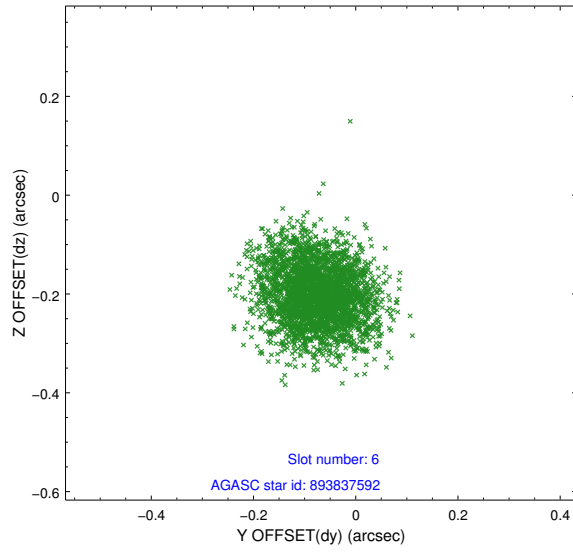
2.4.2 Slot 4



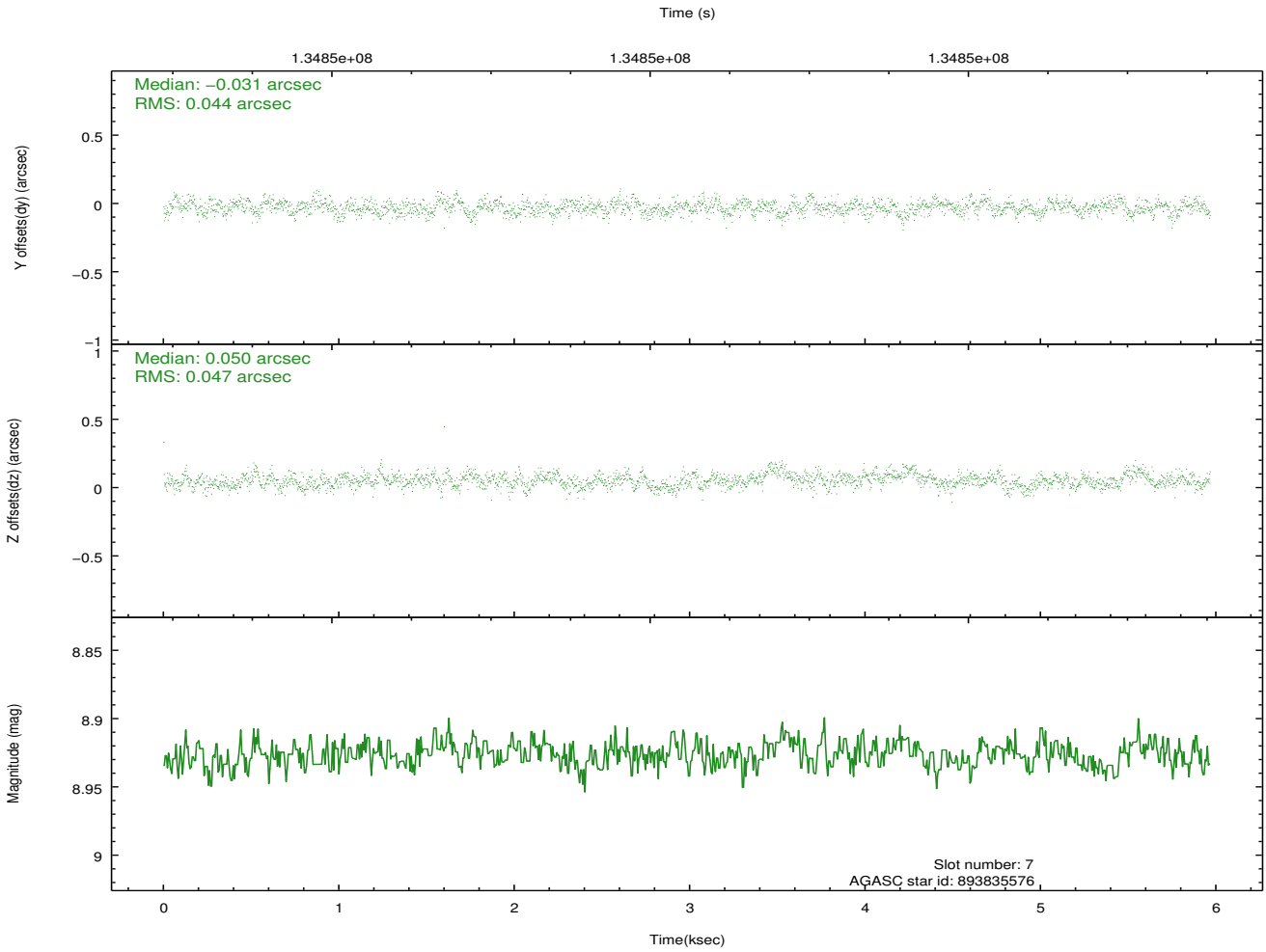
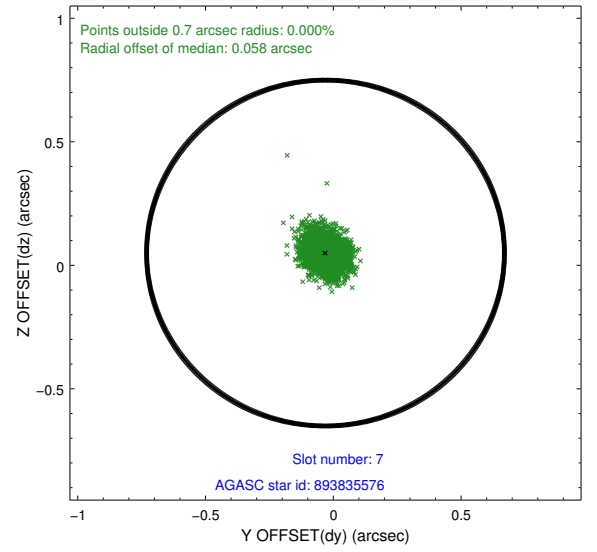
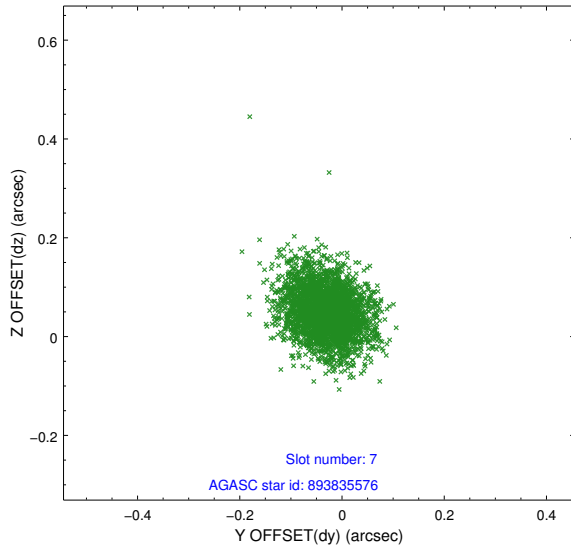
2.4.3 Slot 5



2.4.4 Slot 6

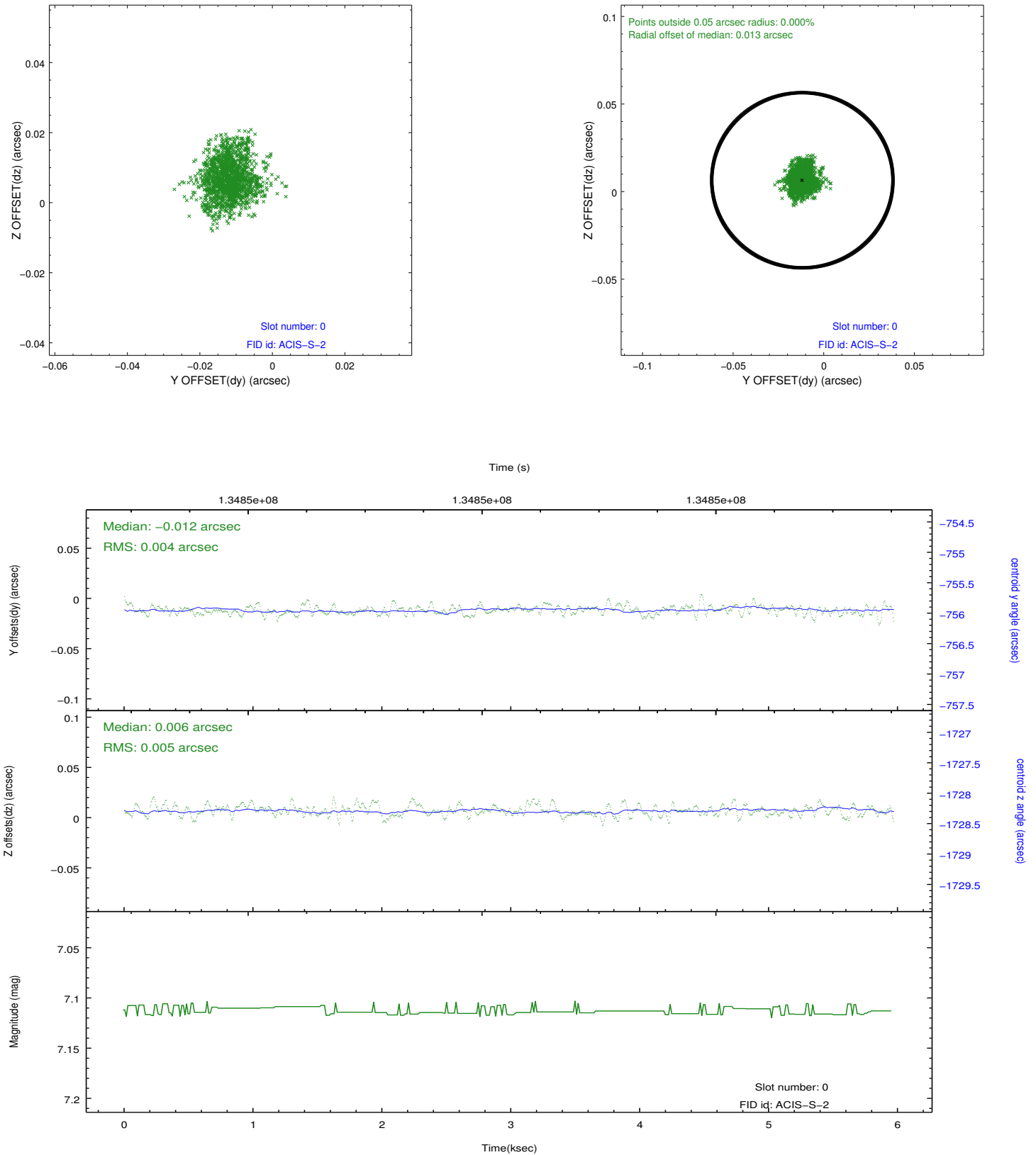


2.4.5 Slot 7

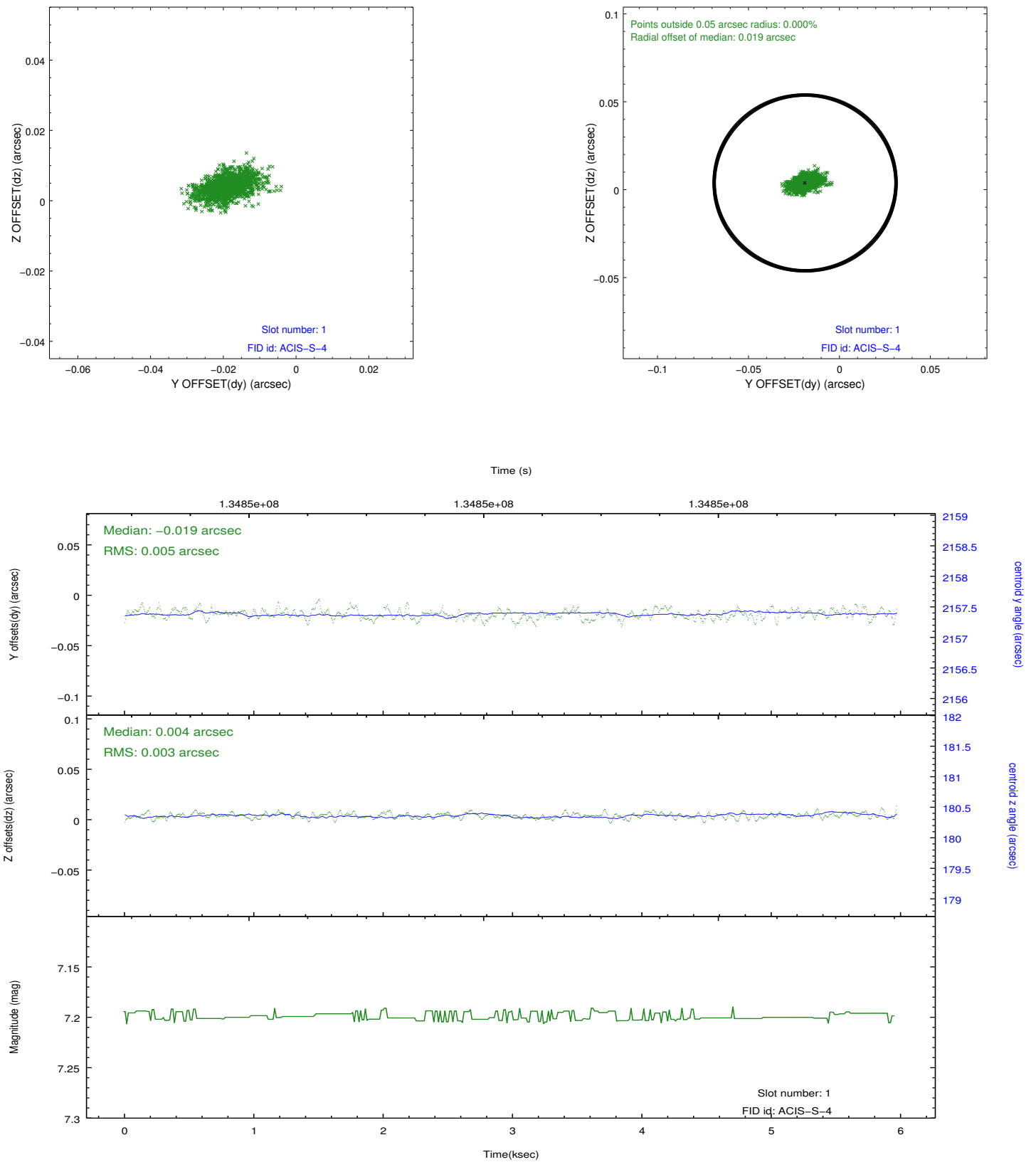


2.5 FID Slots

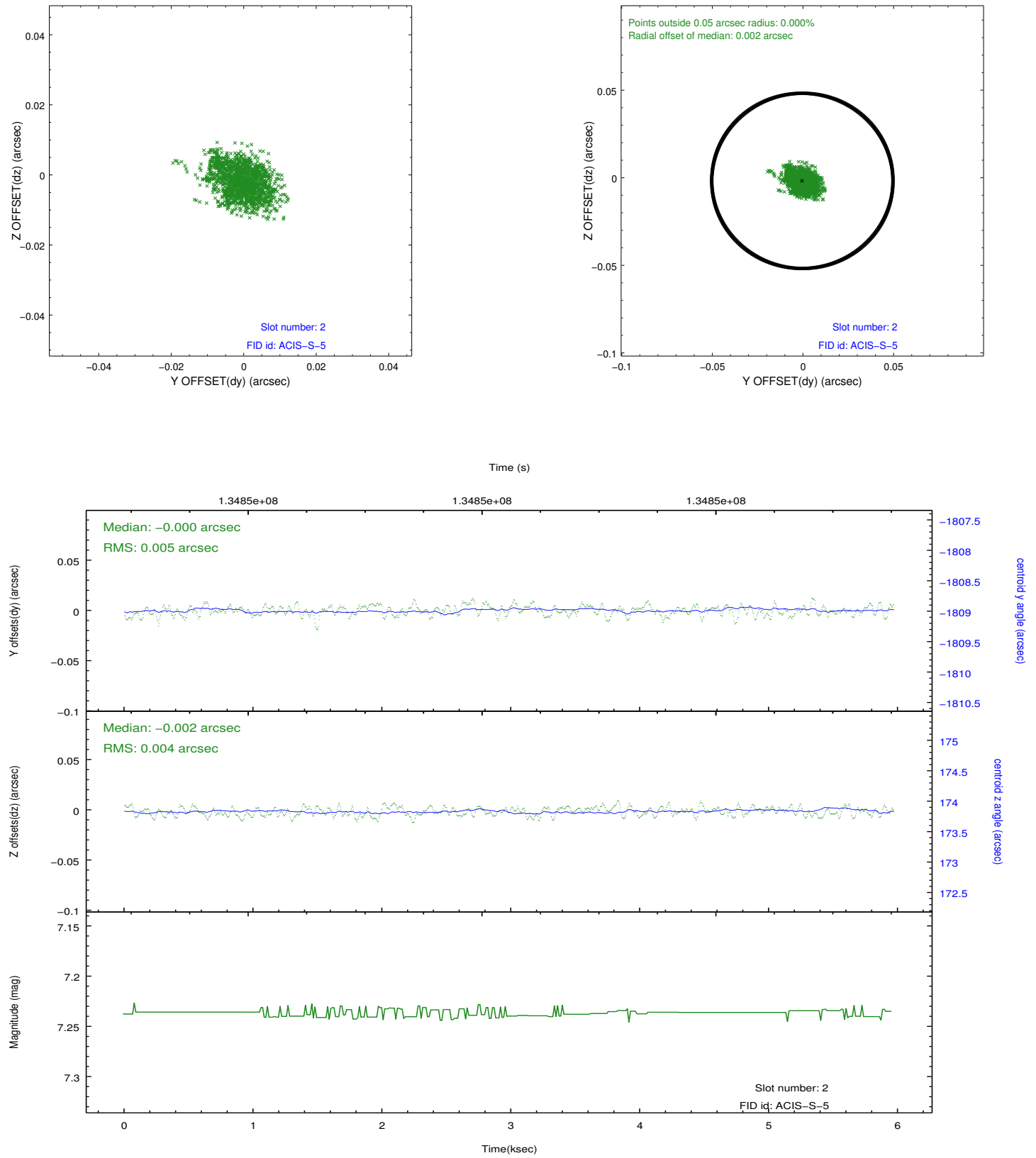
2.5.1 Slot 0



2.5.2 Slot 1



2.5.3 Slot 2



A Summary

A.1 Status

V&V Scientist	Joy Nichols
V&V Date (YYYY-MM-DD)	2012.10.05
V&V Edition	1
V&V Disposition and Status	OK
V&V Charge Time	5.965

A.2 Comments