

V&V Reference Report

L2 ASCDS Version : 10.9.1

Observation 7174 - L2 Version 5
Chandra X-Ray Center


L2 Processing Date : Oct 10 2020

Contents

1	Front	2
2	OBI	3
2.1	OBI	3
2.1.1	Images	3
2.1.2	Bias	3
2.1.3	Parameters	4
2.1.4	Events	4
2.2	Compared Parameters	5
2.3	Aspect	6
2.4	Star Slots	9
2.4.1	Slot 3	9
2.4.2	Slot 4	10
2.4.3	Slot 5	11
2.4.4	Slot 6	12
2.4.5	Slot 7	13
2.5	FID Slots	14
2.5.1	Slot 0	14
2.5.2	Slot 1	15
2.5.3	Slot 2	16
A	Summary	17
A.1	Status	17
A.2	Comments	17

1 Front


seq_num	800465	Sequence number
obs_id	7174	Observation id
title	Cluster Strong Lensing at High Redshift	Proposal title
observer	Professor Michael Gladders	Principal investigator
object	RCS J2319.9+0038	Source name
dtcycle	0	
cycle	P	events from which exps? Prim/Second/Both
ra_targ	349.974583	Observer's specified target RA [deg]
dec_targ	0.636556	Observer's specified target Dec [deg]
ra_nom	349.97311506966	Nominal RA [deg]
dec_nom	0.61761188485767	Nominal Dec [deg]
roll_nom	279.88907588313	Nominal Roll [deg]
revision	5	Processing version of data
ontime	15186.89997077	Sum of GTIs [s]
livetime	14988.471942219	Livetime [s]
ontime2	15186.89997077	Sum of GTIs [s]
ontime3	15186.89997077	Sum of GTIs [s]
ontime5	15186.89997077	Sum of GTIs [s]
ontime6	15183.75905025	Sum of GTIs [s]
ontime7	15186.89997077	Sum of GTIs [s]
l2events	134071	Number of level 2 events




2 OBI

2.1 OBI

2.1.1 Images



2.1.2 Bias



2.1.3 Parameters

obi_num	0	Obi number	sched_exp_time	15000.000000	[s] Scheduled observation exposure time
ascdsver	10.9.1	Processing system revision	ontime	15186.89997077	Sum of GTIs [s]
caldsver	4.9.2	 	ontime2	15186.89997077	Sum of GTIs [s]
date	2020-10-11T01:31:17	Date and time of file creation	ontime3	15186.89997077	Sum of GTIs [s]
revision	5	Processing version of data	ontime5	15186.89997077	Sum of GTIs [s]
			ontime6	15183.75905025	Sum of GTIs [s]
			ontime7	15186.89997077	Sum of GTIs [s]
			l1events	558165	Number of level 1 events

2.1.4 Events

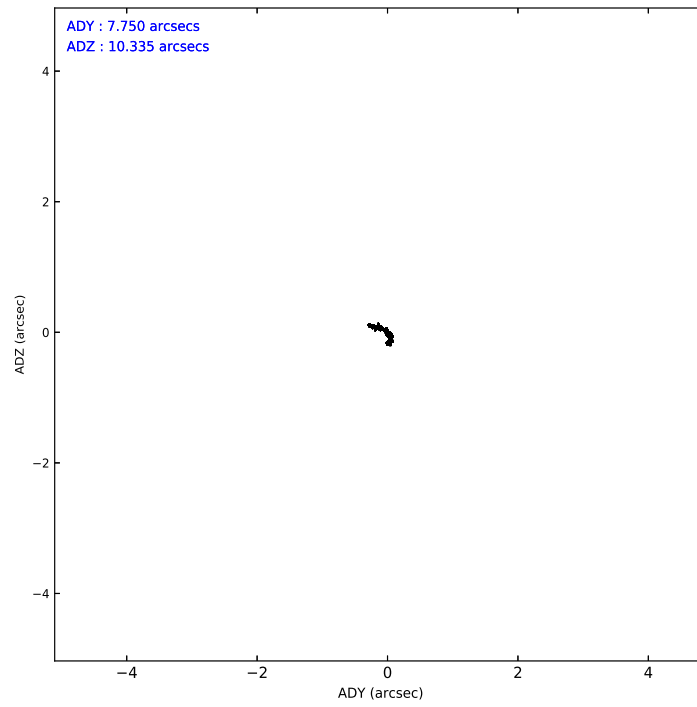
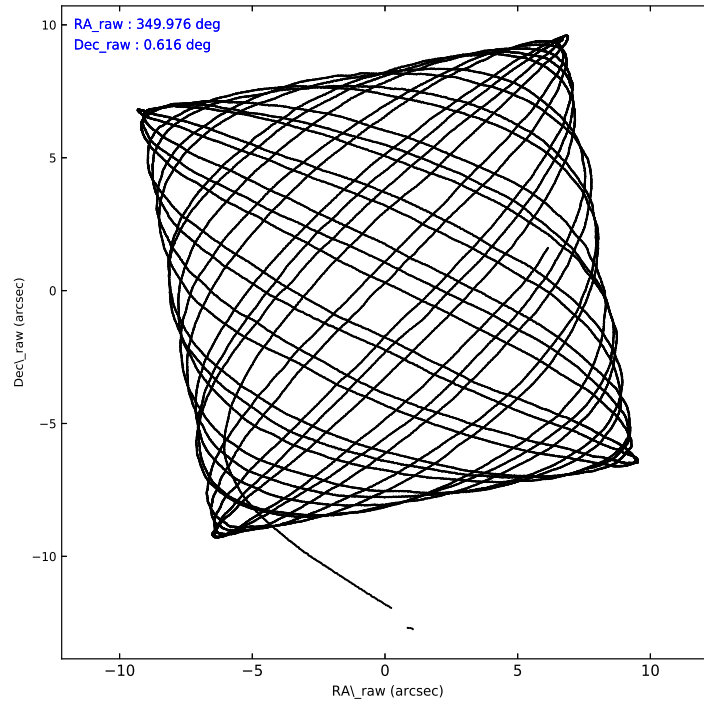
	ccd 2	ccd 3	ccd 5	ccd 6	ccd 7
level 1 events	100071	93190	153994	97195	113715
rejected events	91146	84545	76003	86476	63301
rejected %	91%	90%	49%	88%	55%

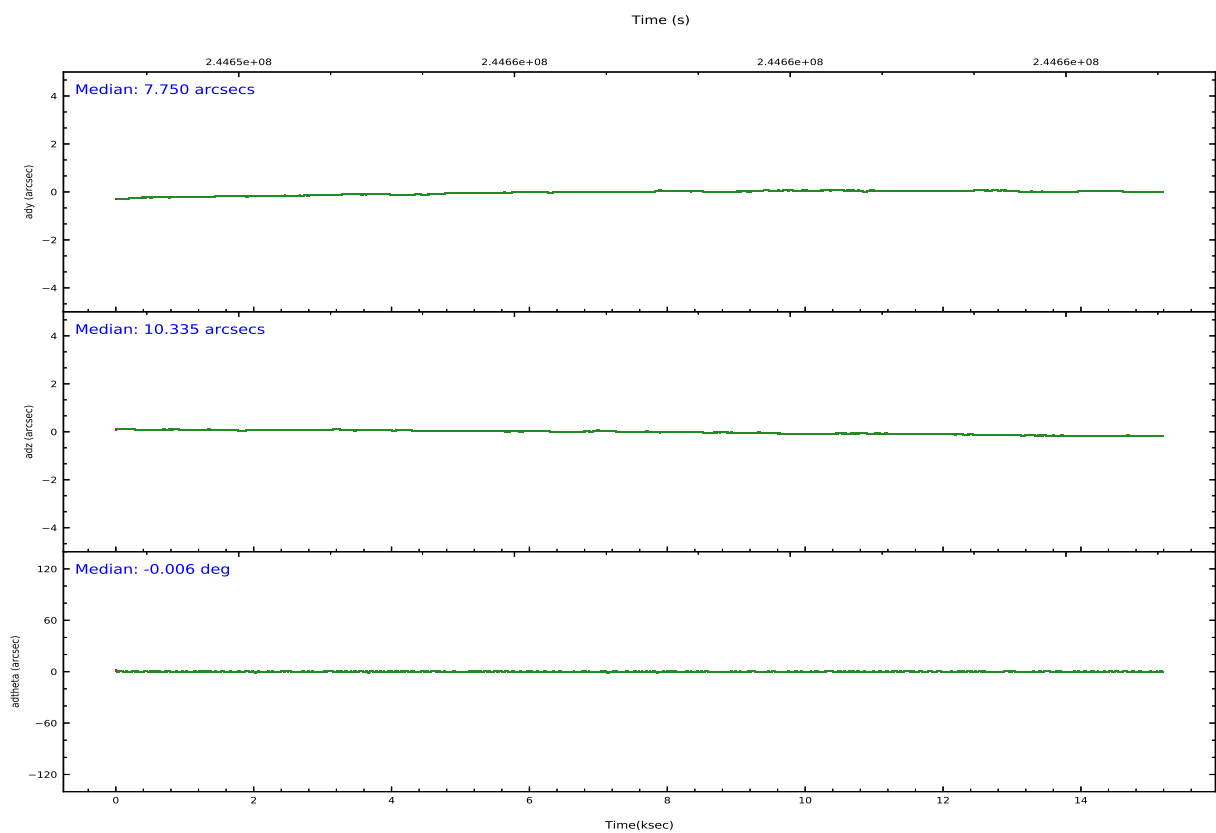
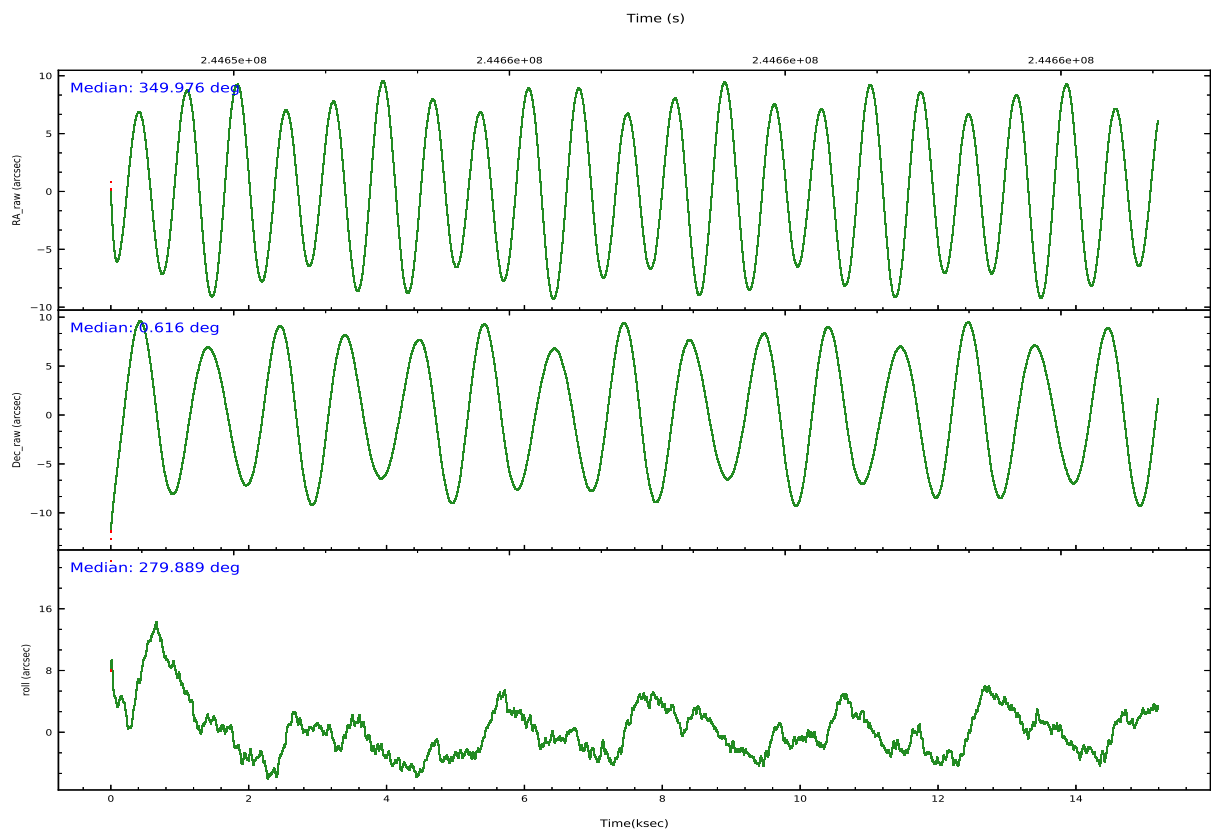
	ccd 2	ccd 3	ccd 5	ccd 6	ccd 7
grade 0 events	3400	3241	16182	4464	4882
	3%	3%	10%	4%	4%
grade 1 events	52	49	239	59	97
	0%	0%	0%	0%	0%
grade 2 events	2203	1944	21072	2247	10647
	2%	2%	13%	2%	9%
grade 3 events	1057	1088	3786	1175	4829
	1%	1%	2%	1%	4%
grade 4 events	1039	1054	3672	1146	4957
	1%	1%	2%	1%	4%
grade 5 events	3153	3896	12009	4123	11700
	3%	4%	7%	4%	10%
grade 6 events	1772	1844	37201	2272	27880
	1%	1%	24%	2%	24%
grade 7 events	87395	80074	59833	81709	48723
	87%	85%	38%	84%	42%

2.2 Compared Parameters

Parameter	Planned	Actual	Parameter	Planned	Actual
Instrument	ACIS	ACIS	Obspar version number	8	8
Detector	ACIS-23567	ACIS-23567	Obspar file type	PREDICTED	ACTUAL
Grating	NONE	NONE	Obspar update status	NONE	UPDATED
Data mode	VFAINT	VFAINT	Number of optional ACIS chips dropped	0	0
Observation mode	POINTING	POINTING	On-chip summing requested	N	N
[deg] Pointing RA	349.958688	349.97311506966	Subarray requested	NONE	NONE
[deg] Pointing Dec	0.636535	0.61761188485767	Alternating exposures requested	N	N
[deg] Pointing Roll	279.732957	279.88907588313	[s] Primary exposure time	0.000000	3.1
[mm] SIM focus pos	-0.684267	-0.6828225247311905			
[mm] SIM defocus	0	0.001444936568705701			
[mm] SIM translation stage pos	-190.132523	-190.1400660498719			
[mm] SIM translation stage offset	0	0.00754346686406393			
[s] Observation start time (MET)	244650411.184000	244648902.29279			
Observation start date	2005-10-02T14:25:47	2005-10-02T14:01:42			
[s] Observation end time (MET)	244665411.184000	244665904.48107			
Observation end date	2005-10-02T18:35:47	2005-10-02T18:45:04			
Read mode	TIMED	TIMED			

2.3 Aspect



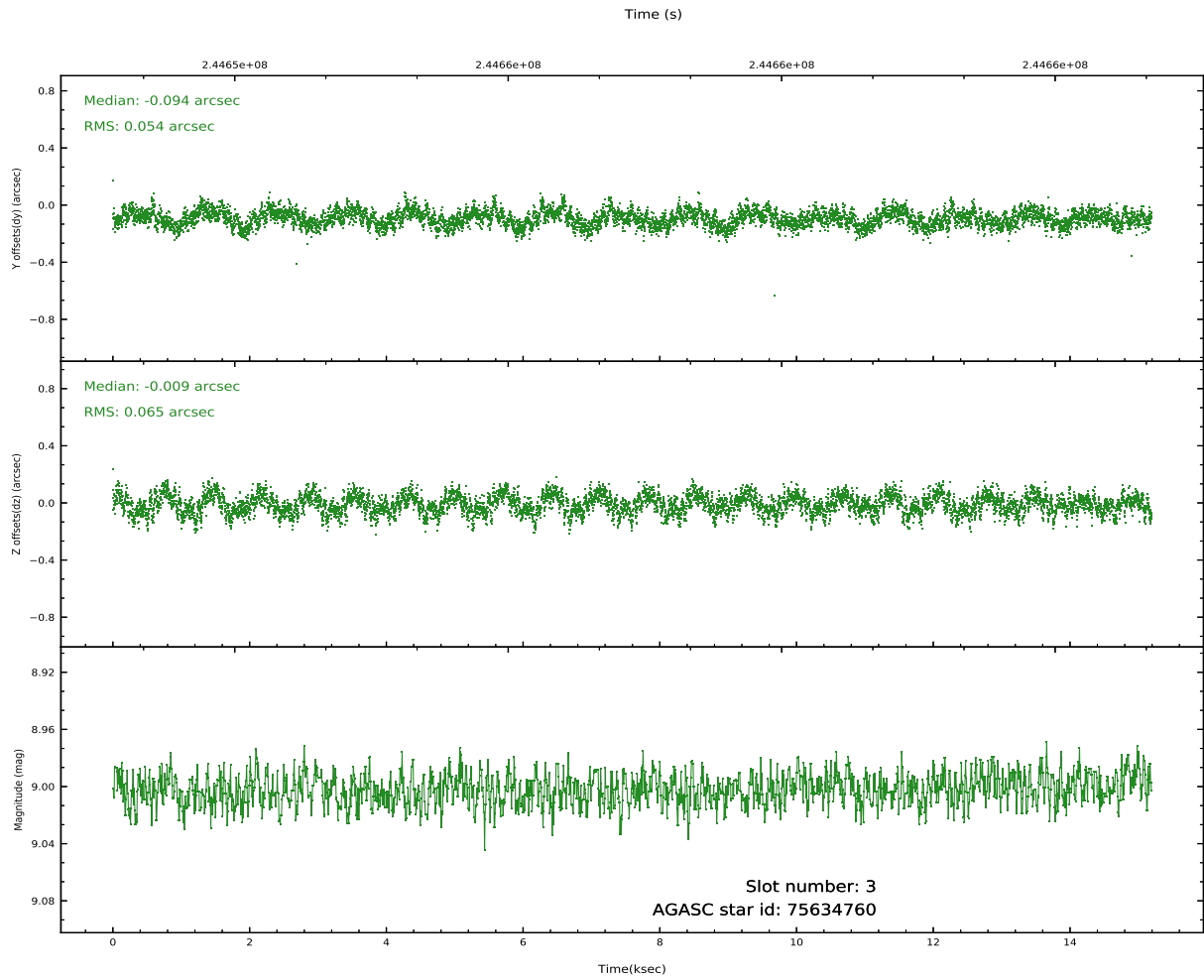
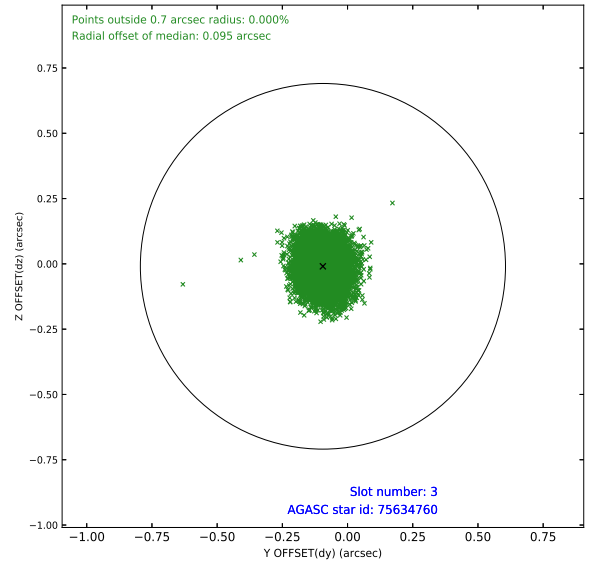
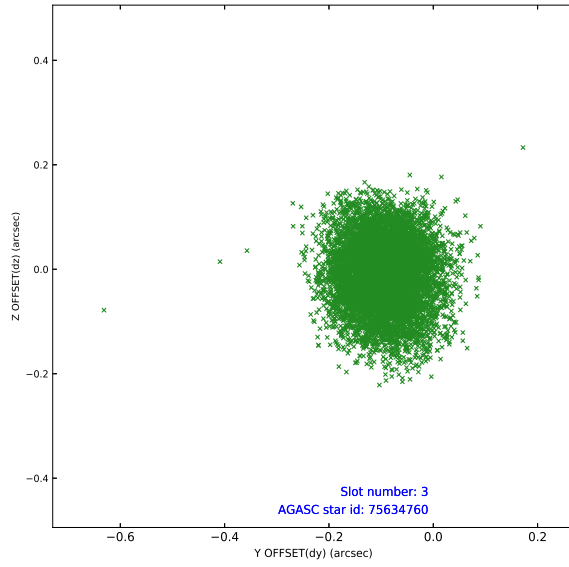


Slot Statistics

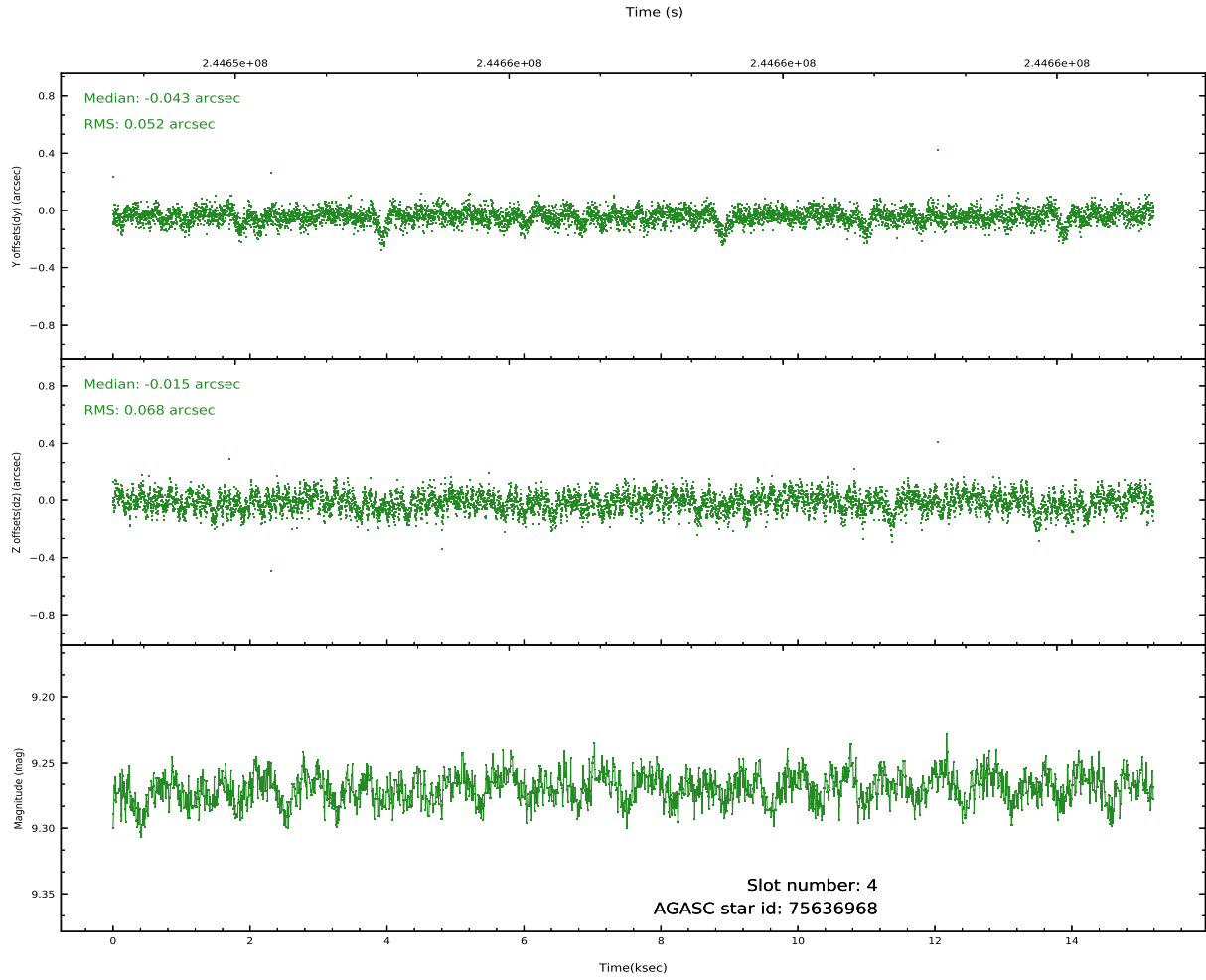
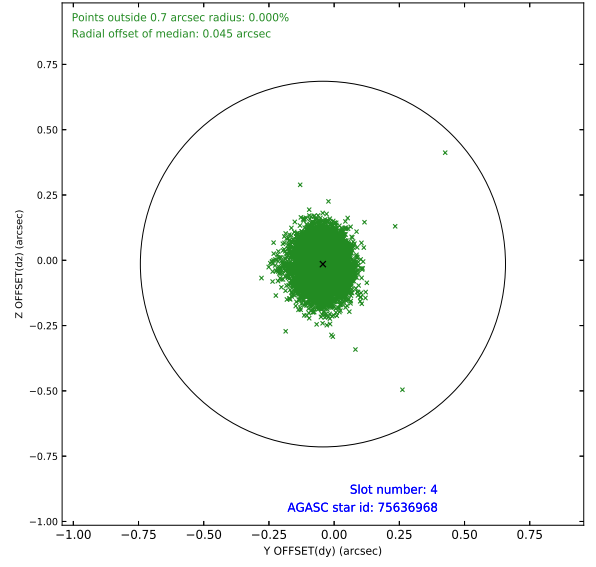
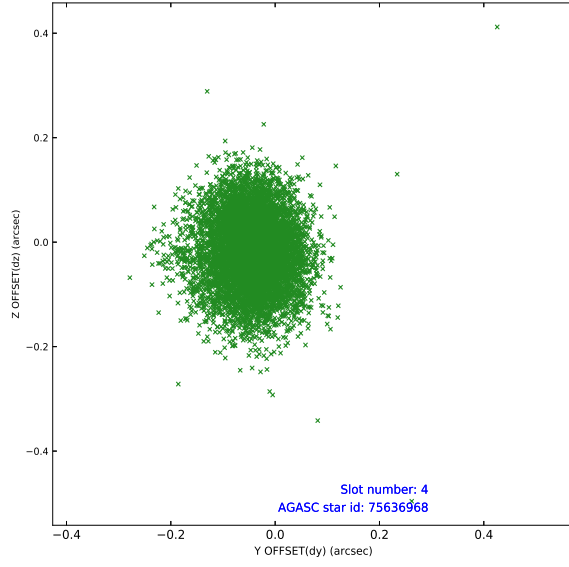
pt	status	used	id	mag	n_pts	frac_pts	med_dy	med_dz	dr1	dr2	ra	dec	mean_y	mea
0	FID		ACIS-S-2	7.10	3706	1.000	-0.078	-0.059	0.007	0.012	0.000000	0.000000	-760.48	-1731
1	FID		ACIS-S-4	7.21	3706	1.000	0.172	0.053	0.008	0.014	0.000000	0.000000	2152.83	176
2	FID		ACIS-S-5	7.23	3706	1.000	-0.126	0.014	0.009	0.016	0.000000	0.000000	-1813.07	170
3	GUIDE	used	75634760	9.00	7412	1.000	-0.094	-0.009	0.091	0.144	349.528153	0.494791	241.28	-1613
4	GUIDE	used	75636968	9.27	7411	1.000	-0.043	-0.015	0.091	0.147	349.584767	0.524969	168.72	-1394
5	GUIDE	used	75765576	10.01	7403	1.000	0.022	0.029	0.143	0.239	350.147829	0.719056	-177.36	721
6	GUIDE	used	75769624	9.40	7406	1.000	-0.004	-0.041	0.145	0.234	350.180830	0.159527	1827.97	498
7	GUIDE	used	687220280	9.38	7408	1.000	0.120	0.031	0.124	0.199	349.573474	-0.035729	2151.79	-1775

2.4 Star Slots

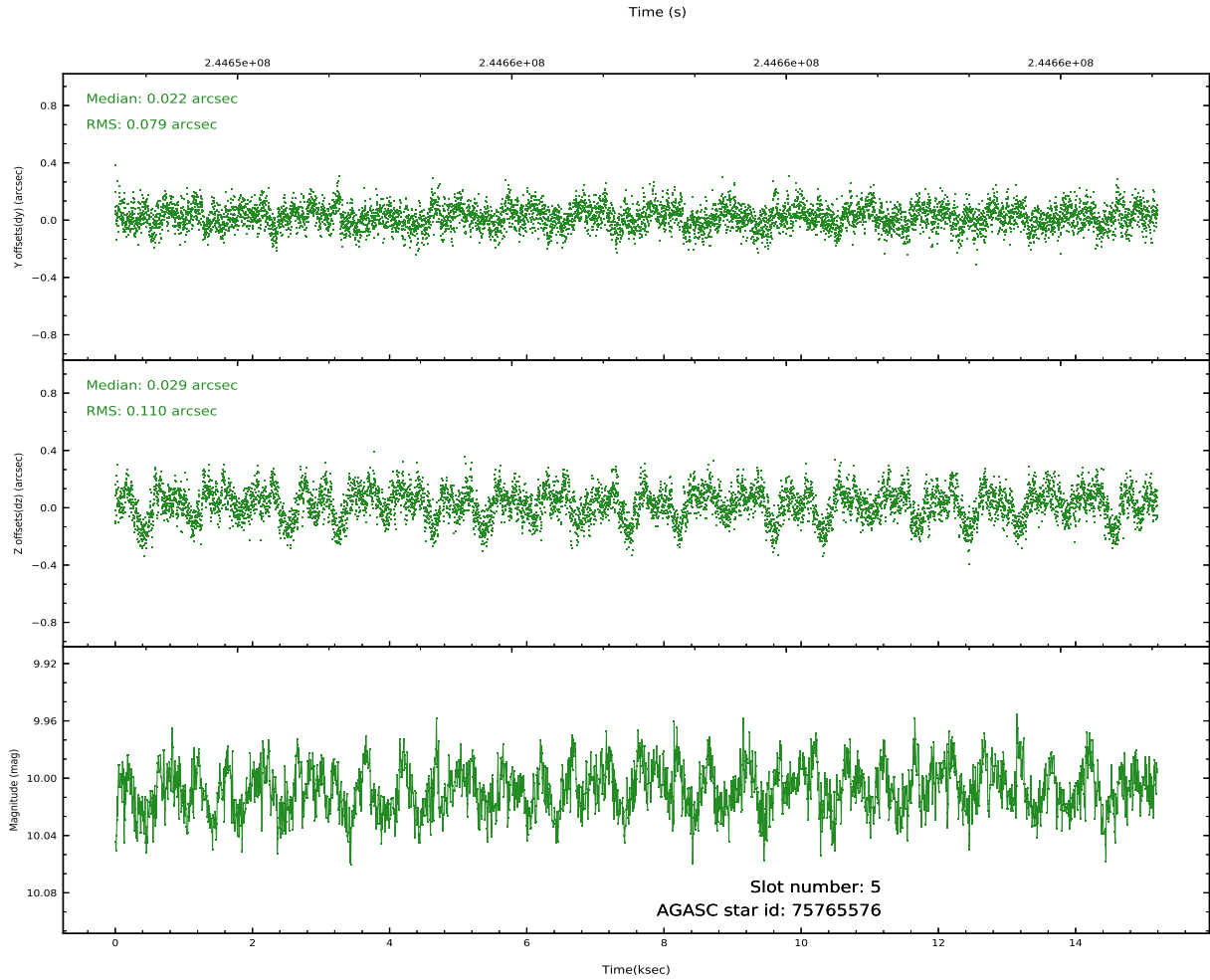
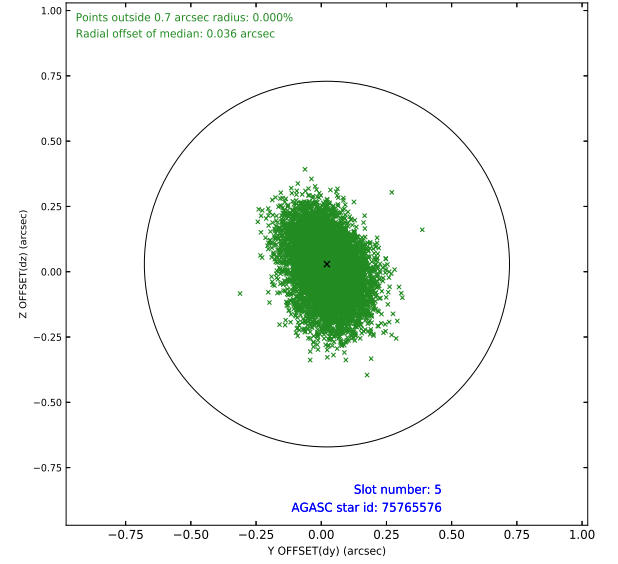
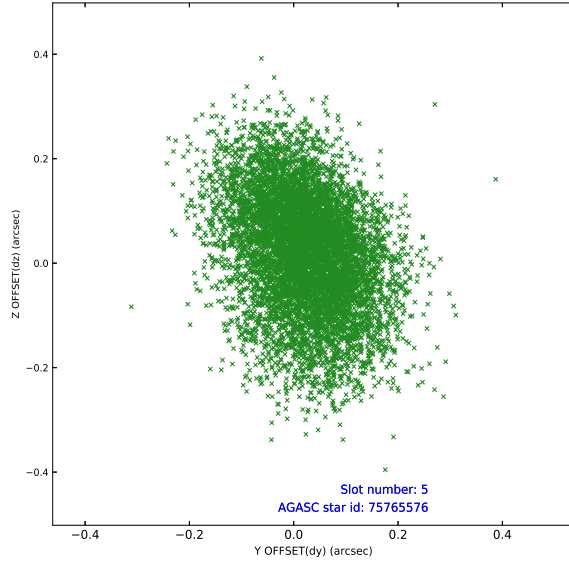
2.4.1 Slot 3



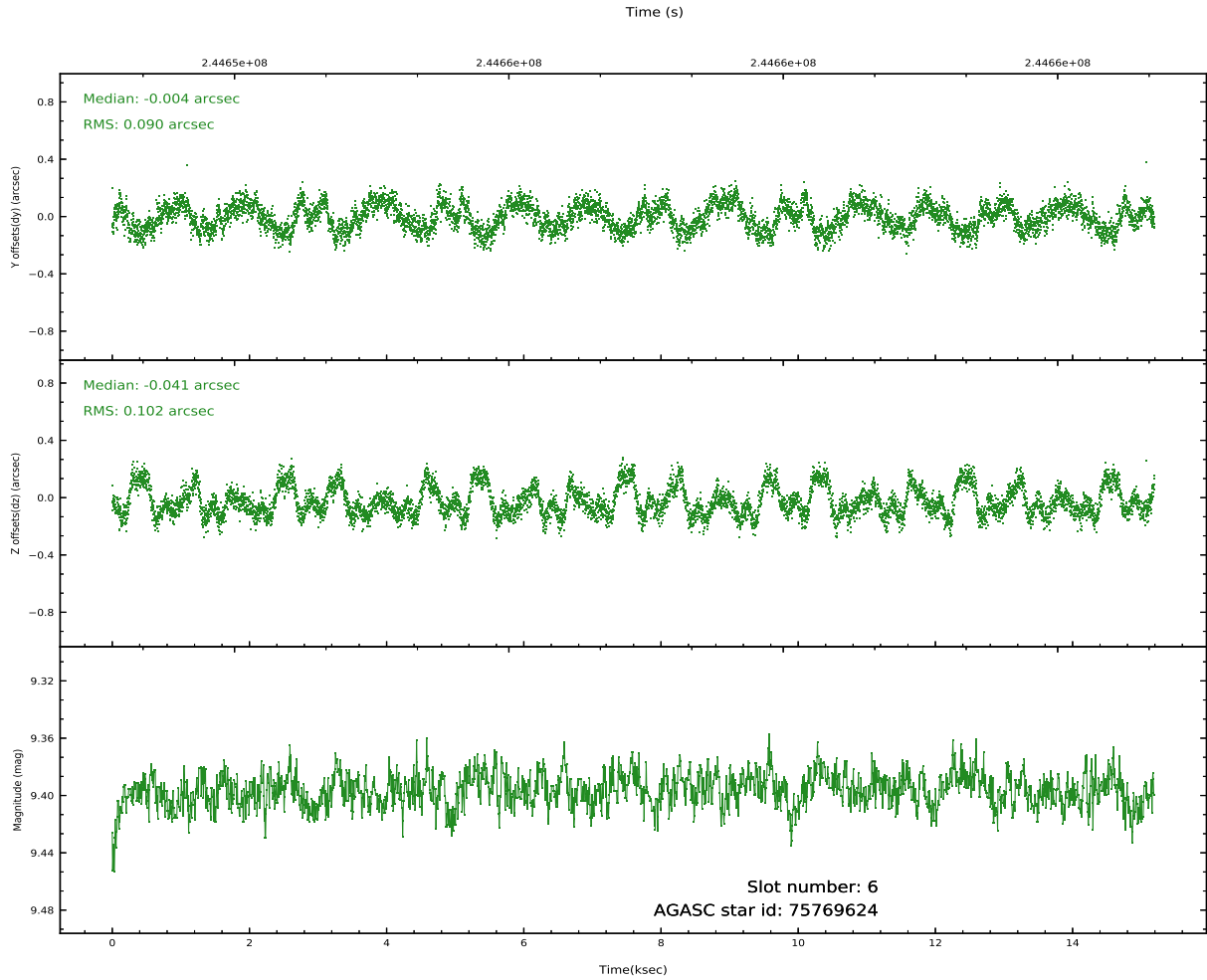
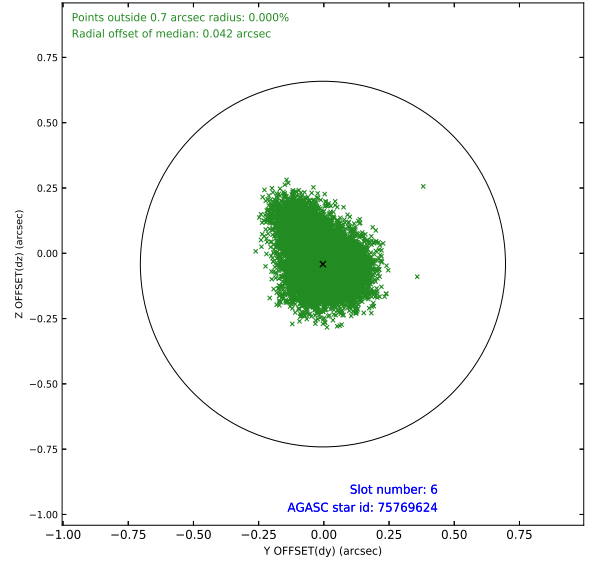
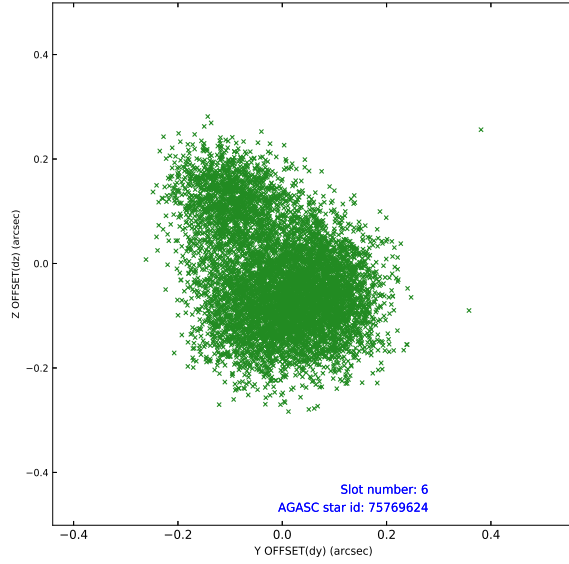
2.4.2 Slot 4



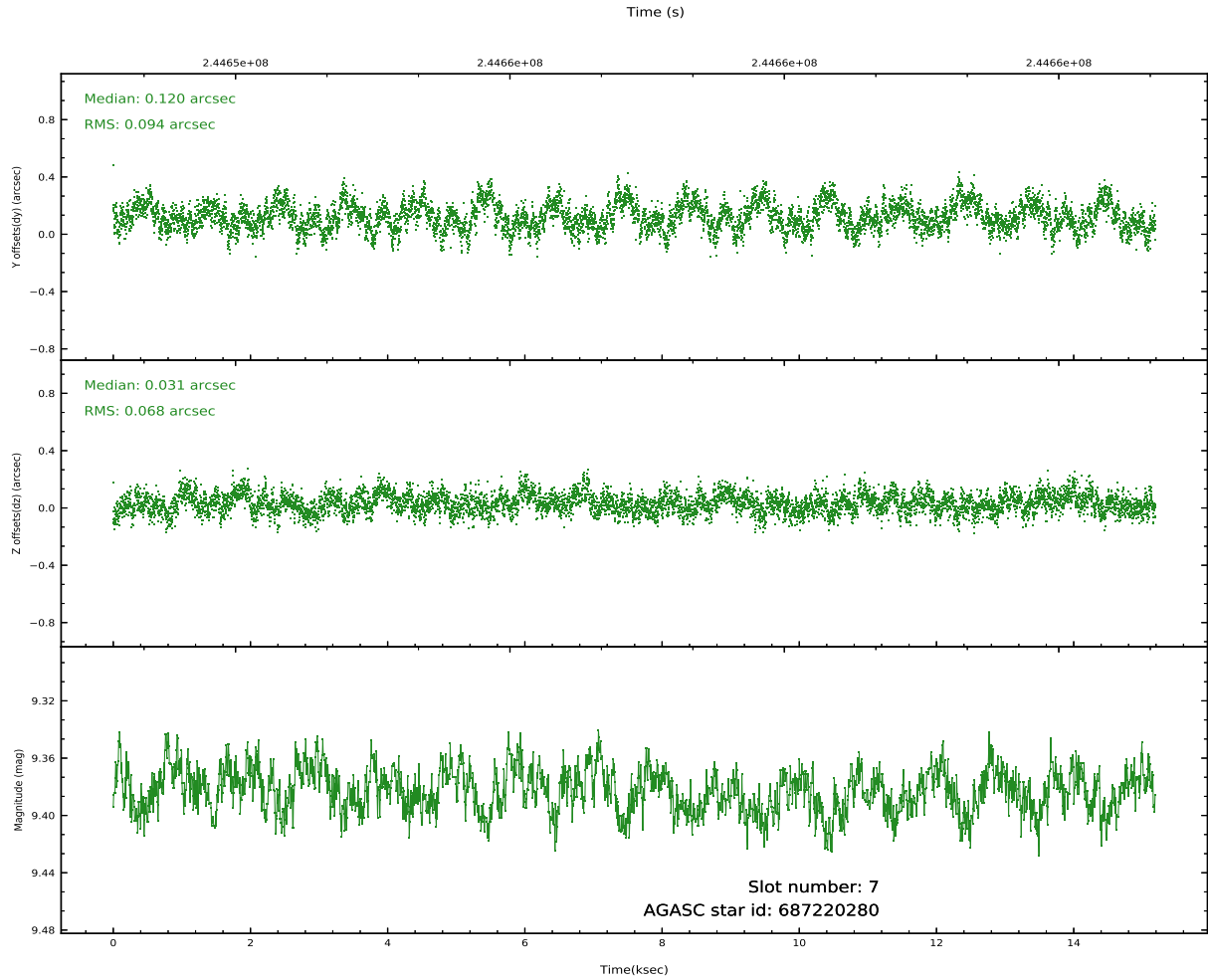
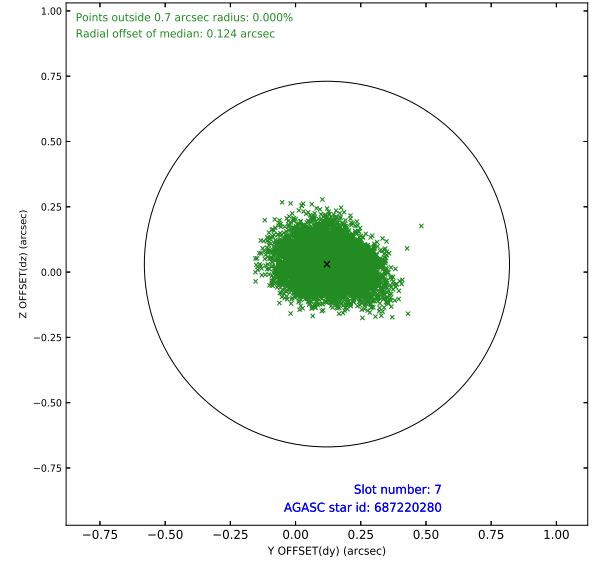
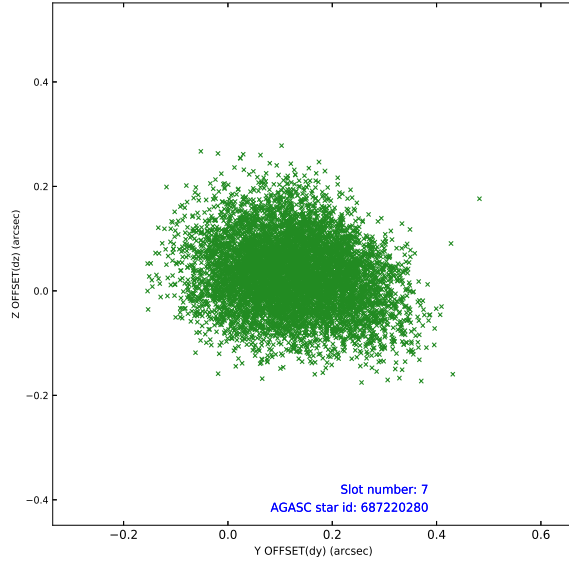
2.4.3 Slot 5



2.4.4 Slot 6

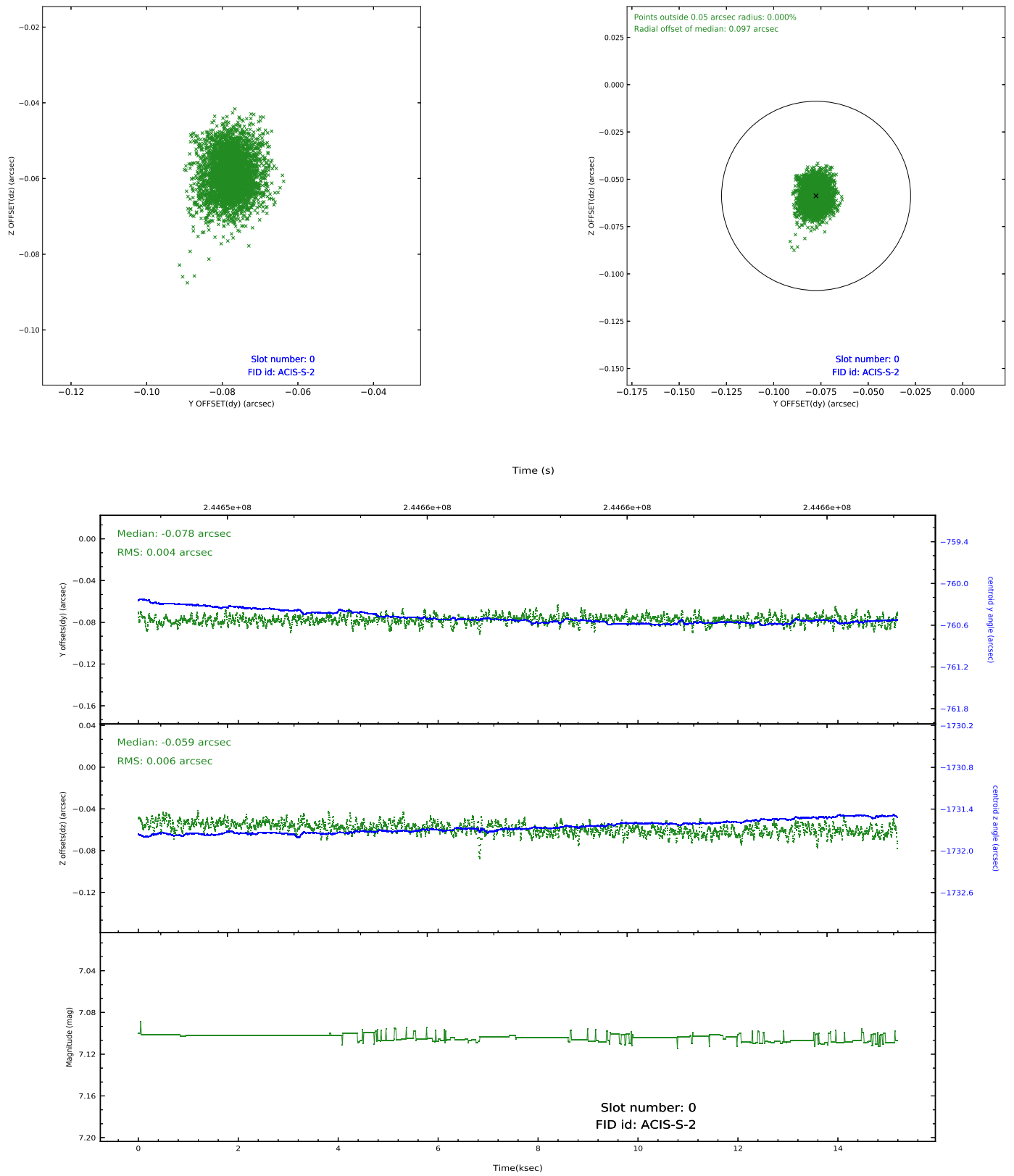


2.4.5 Slot 7

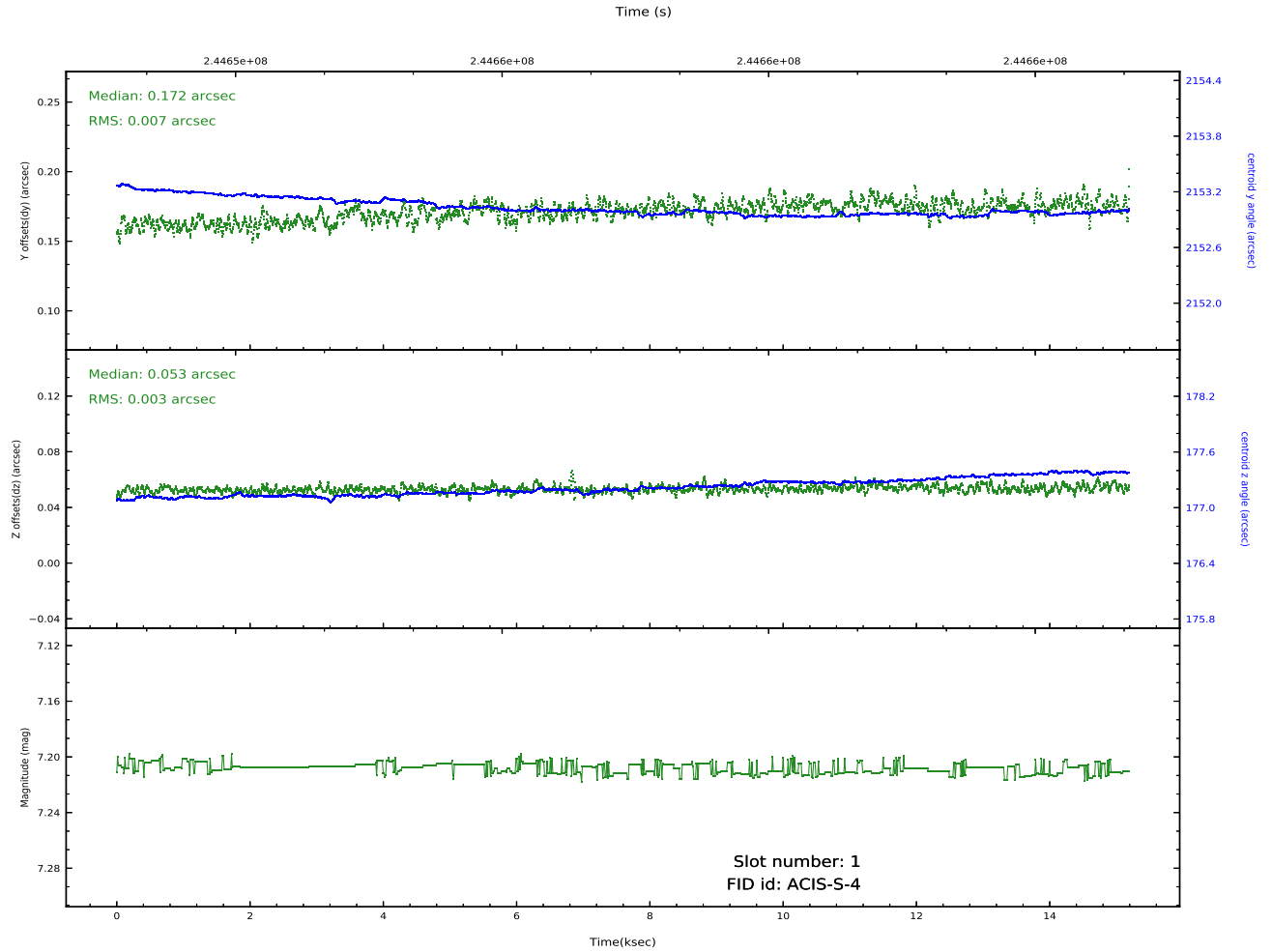
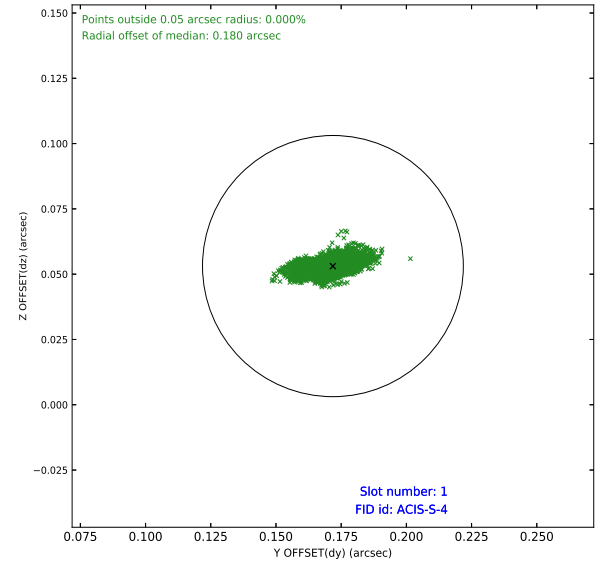
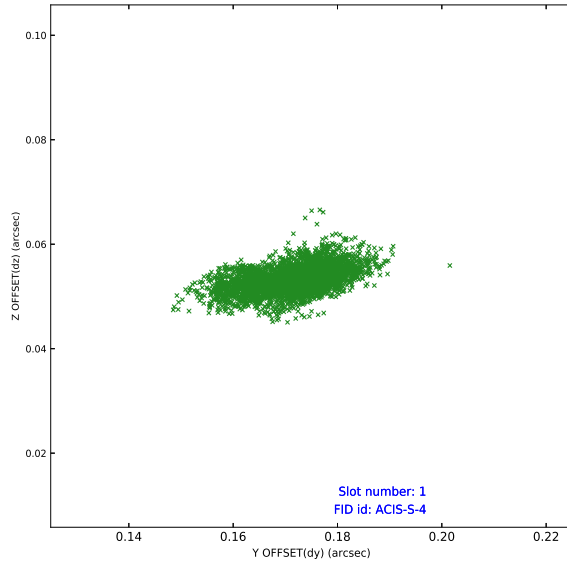


2.5 FID Slots

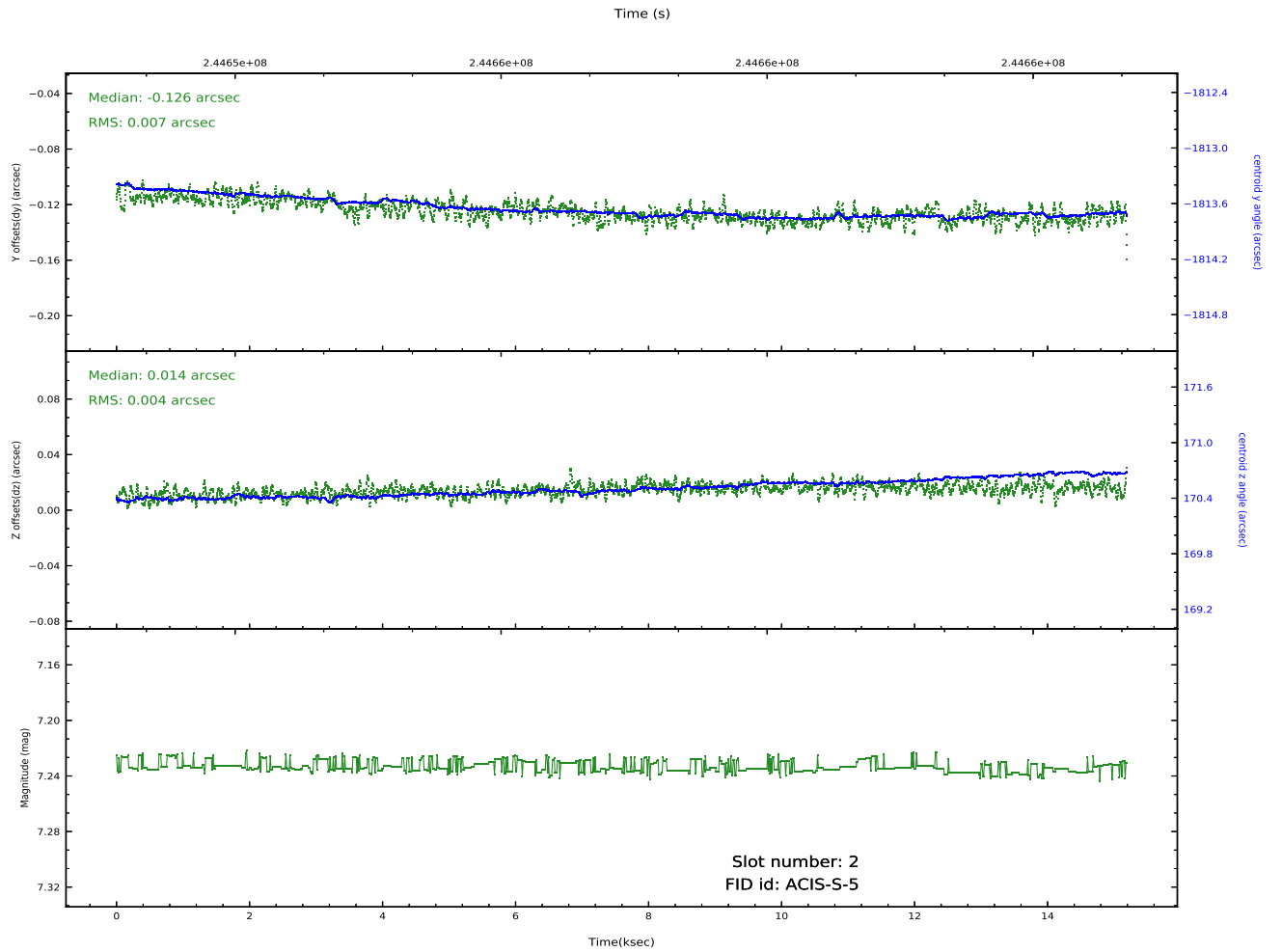
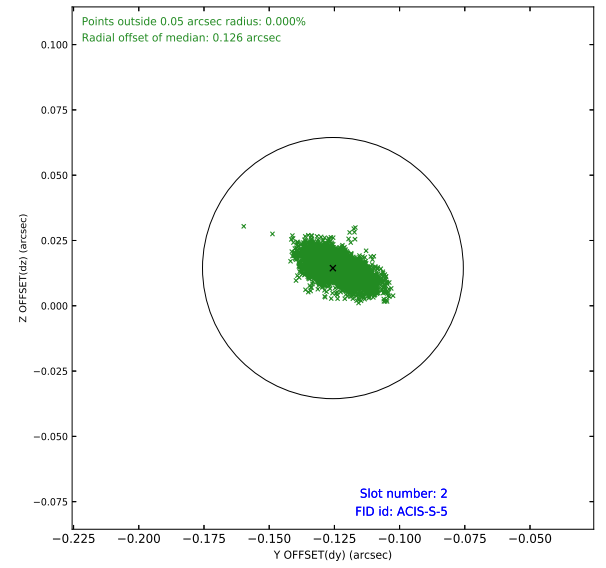
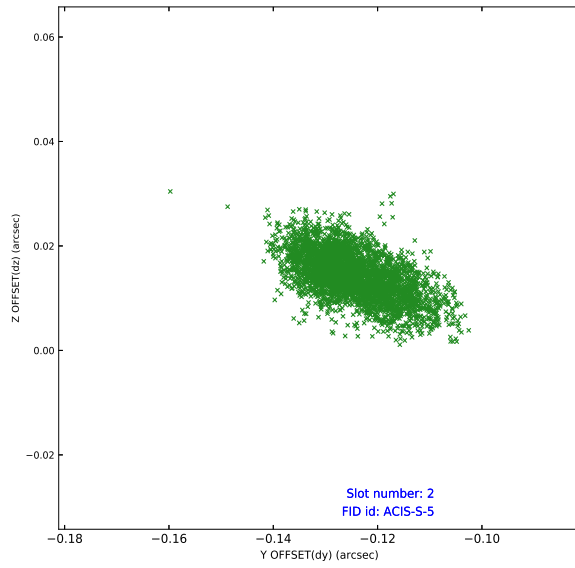
2.5.1 Slot 0



2.5.2 Slot 1



2.5.3 Slot 2



A Summary

A.1 Status

V&V Scientist	Jen Lauer
V&V Date (YYYY-MM-DD)	2020.10.22
V&V Edition	1
V&V Disposition and Status	OK
V&V Charge Time	15.18689

A.2 Comments

As a consequence of the DEA-A shutdown anomaly on Sep 15th (DOY258), the reported value of the ACIS FP temperature was ~1.3 degrees warmer than the actual temperature. The value for FP temperature reported in the headers of the Level 2 event file and the Mission Timeline files ARE INCORRECT by this amount for this processing. However, the temperature is corrected in the processing in order to obtain the correct temperature for the CTI correction. So the calibrated data are correct.