

V&V Reference Report

L2 ASCDS Version : 8.5

Observation 4663 - L2 Version 3
Chandra X-Ray Center


L2 Processing Date : Dec 8 2012

Contents

1	Front	2
2	OBI	3
2.1	OBI	3
2.1.1	Images	3
2.1.2	Bias	3
2.1.3	Parameters	4
2.1.4	Events	4
2.2	Compared Parameters	5
2.3	Aspect	6
2.4	Star Slots	9
2.4.1	Slot 3	9
2.4.2	Slot 4	10
2.4.3	Slot 5	11
2.4.4	Slot 6	12
2.4.5	Slot 7	13
2.5	FID Slots	14
2.5.1	Slot 0	14
2.5.2	Slot 1	15
2.5.3	Slot 2	16
A	Summary	17
A.1	Status	17
A.2	Comments	17

1 Front

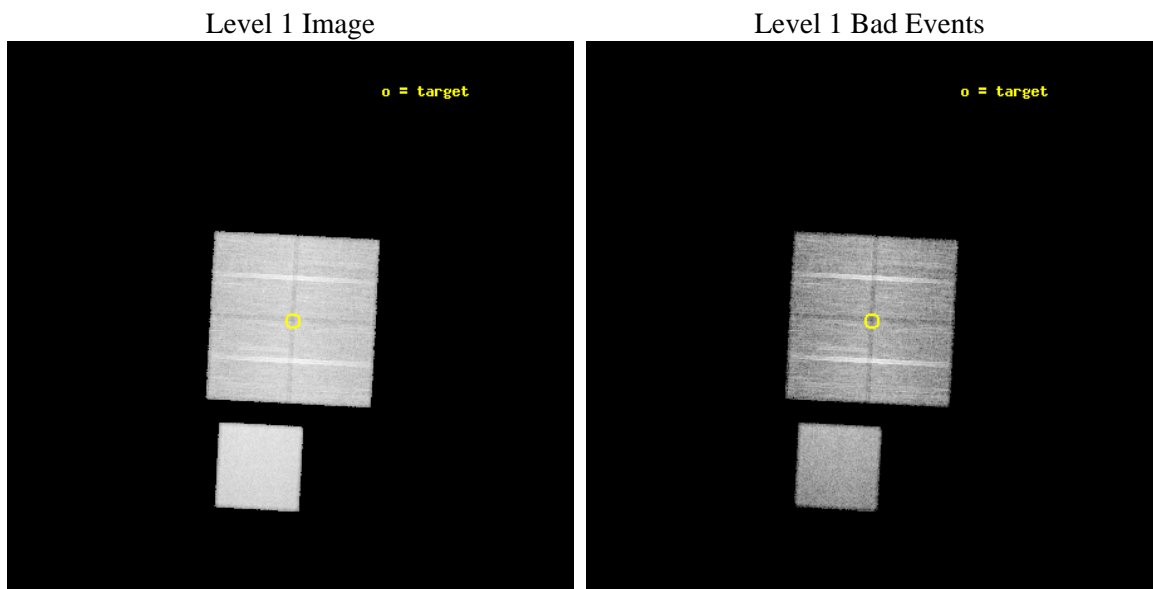
seq_num	500482	Sequence number
obs_id	4663	Observation id
title	The Energetics and Host Galaxies of X-Ray Flashes	Proposal title
observer	Prof. Derek Fox	Principal investigator
object	XRF040825	Source name
dtcycle	0	
cycle	P	events from which exps? Prim/Second/Both
ra_targ	341.640417	Observer's specified target RA [deg]
dec_targ	-2.407917	Observer's specified target Dec [deg]
ra_nom	341.64479083073	Nominal RA [deg]
dec_nom	-2.4142937952235	Nominal Dec [deg]
roll_nom	182.99555350371	Nominal Roll [deg]
revision	3	Processing version of data
ontime	20118.999961287	Sum of GTIs [s]
livetime	19856.1304154	Livetime [s]
ontime0	20115.858981043	Sum of GTIs [s]
ontime1	20115.858991057	Sum of GTIs [s]
ontime2	20112.717980921	Sum of GTIs [s]
ontime3	20118.999961287	Sum of GTIs [s]
ontime7	20118.999961287	Sum of GTIs [s]
l2events	142597	Number of level 2 events




2 OBI

2.1 OBI

2.1.1 Images



2.1.2 Bias



2.1.3 Parameters

obi_num	0	Obi number	sched_exp_time	20000.000000	[s] Scheduled observation exposure time
ascdsver	8.5	Processing system revision	ontime	20118.999961287	Sum of GTIs [s]
caldbver	4.5.4	 	ontime0	20115.858981043	Sum of GTIs [s]
date	2012-12-08T09:40:48	Date and time of file creation	ontime1	20115.858991057	Sum of GTIs [s]
revision	3	Processing version of data	ontime2	20112.717980921	Sum of GTIs [s]
			ontime3	20118.999961287	Sum of GTIs [s]
			ontime7	20118.999961287	Sum of GTIs [s]
			l1events	784355	Number of level 1 events

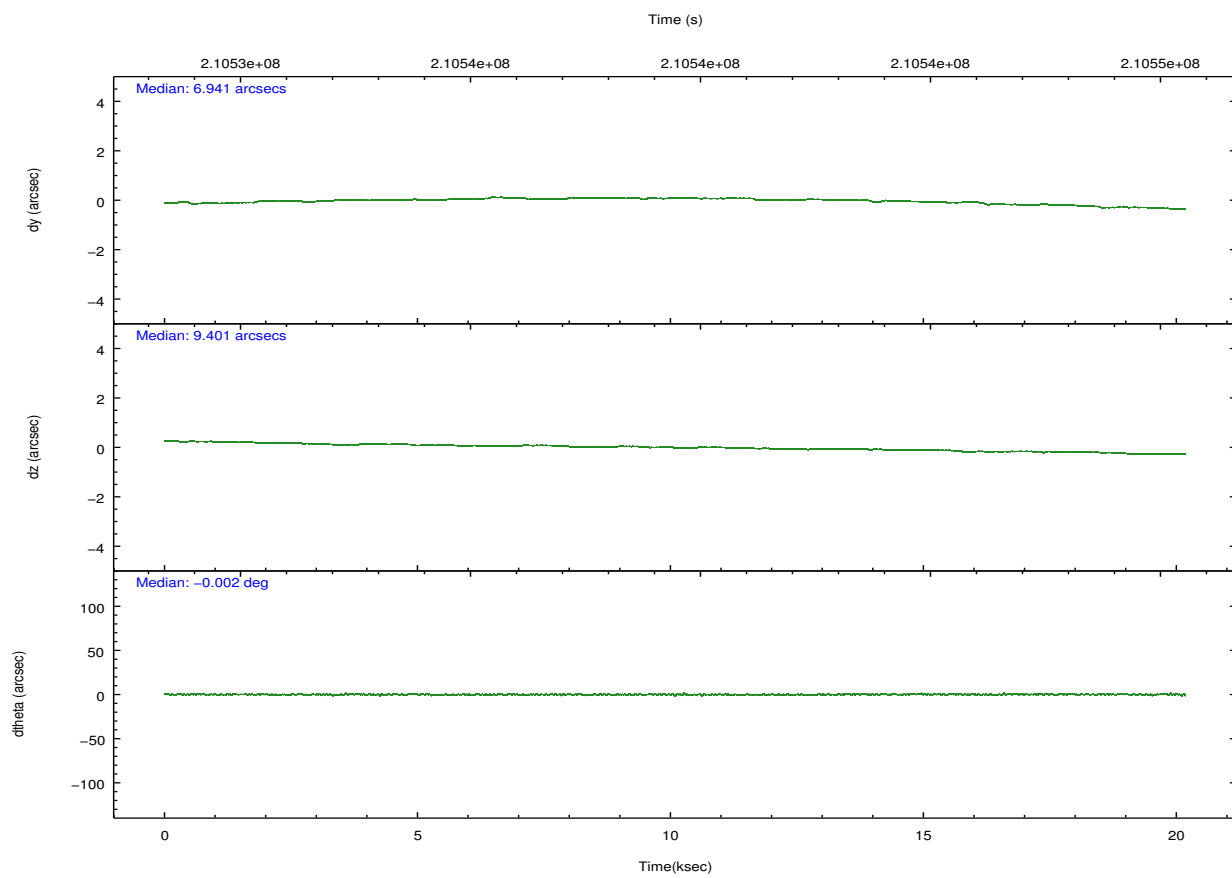
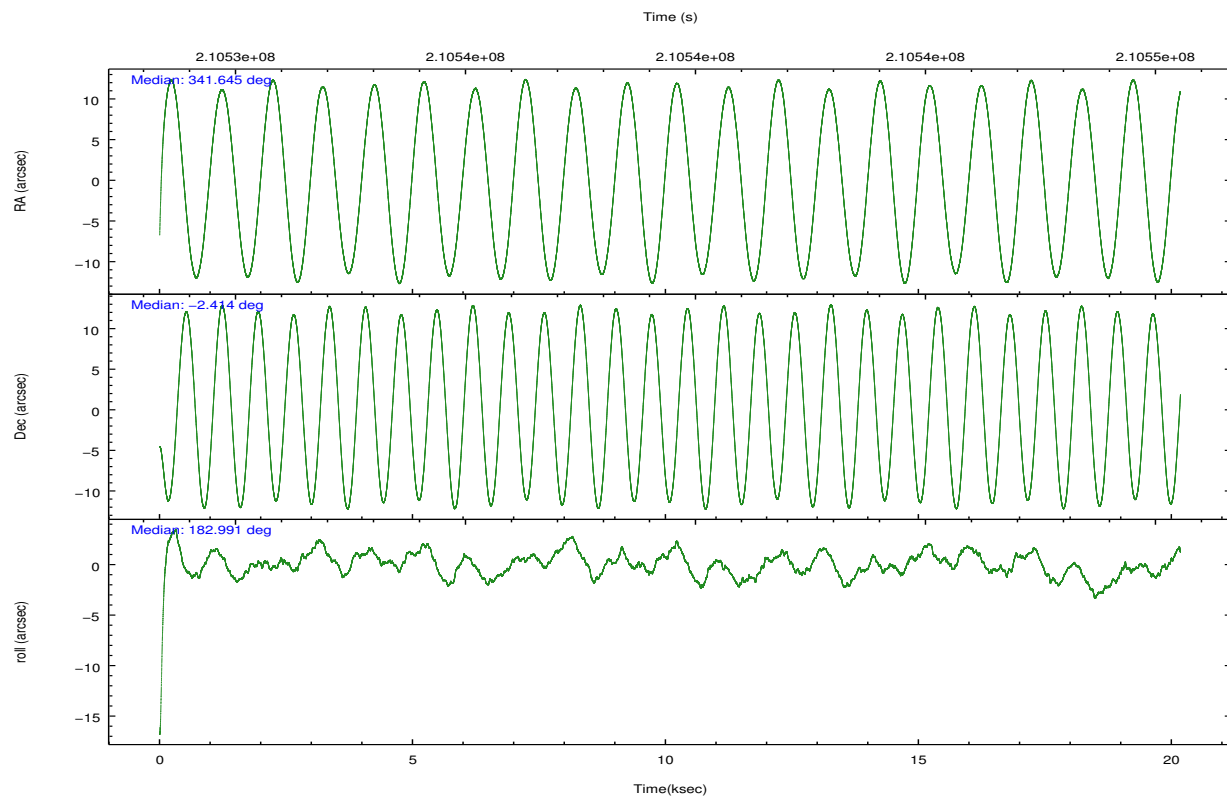
2.1.4 Events

	ccd 0	ccd 1	ccd 2	ccd 3	ccd 7		ccd 0	ccd 1	ccd 2	ccd 3	ccd 7
level 1 events	140164	141442	148737	148445	205567	grade 0 events	7574	7330	7597	7387	7313
rejected events	122326	122486	131334	131346	121730		5%	5%	5%	4%	3%
rejected %	87%	86%	88%	88%	59%	grade 1 events	79	81	93	101	204
							0%	0%	0%	0%	0%
						grade 2 events	3721	4206	3540	3345	16460
							2%	2%	2%	2%	8%
						grade 3 events	1752	1869	1713	1733	7432
							1%	1%	1%	1%	3%
						grade 4 events	1717	1808	1601	1692	7233
							1%	1%	1%	1%	3%
						grade 5 events	6167	6559	5872	6938	19703
							4%	4%	3%	4%	9%
						grade 6 events	3081	3748	2955	2944	45406
							2%	2%	1%	1%	22%
						grade 7 events	116073	115841	125366	124305	101816
							82%	81%	84%	83%	49%

2.2 Compared Parameters

Parameter	Planned	Actual	Parameter	Planned	Actual
Instrument	ACIS	ACIS	Obspar format version number	7	7
Detector	ACIS-01237	ACIS-01237	Obspar file type	PREDICTED	ACTUAL
Grating	NONE	NONE	Obspar update status	NONE	UPDATED
Data mode	VFAINT	VFAINT	Number of optional ACIS chips dropped	0	0
Observation mode	POINTING	POINTING	On-chip summing requested	N	N
[deg] Pointing RA	341.667712	341.6447908307299	Subarray requested	NONE	NONE
[deg] Pointing Dec	-2.399241	-2.414293795223489	Alternating exposures requested	N	N
[deg] Pointing Roll	182.787835	182.9955535037113	[s] Primary exposure time	0.000000	3.1
[mm] SIM focus pos	-0.782348	-0.7809083437167272			
[mm] SIM defocus	0	0.001439871863259334			
[mm] SIM translation stage pos	-233.592463	-233.5874344608287			
[mm] SIM translation stage offset	0	-0.005018542100998502			
[s] Observation start time (MET)	210529541.184000	210528571.596			
Observation start date	2004-09-02T16:24:37	2004-09-02T16:09:31			
[s] Observation end time (MET)	210549541.184000	210550074.04695			
Observation end date	2004-09-02T21:57:57	2004-09-02T22:07:54			
Read mode	TIMED	TIMED			

2.3 Aspect

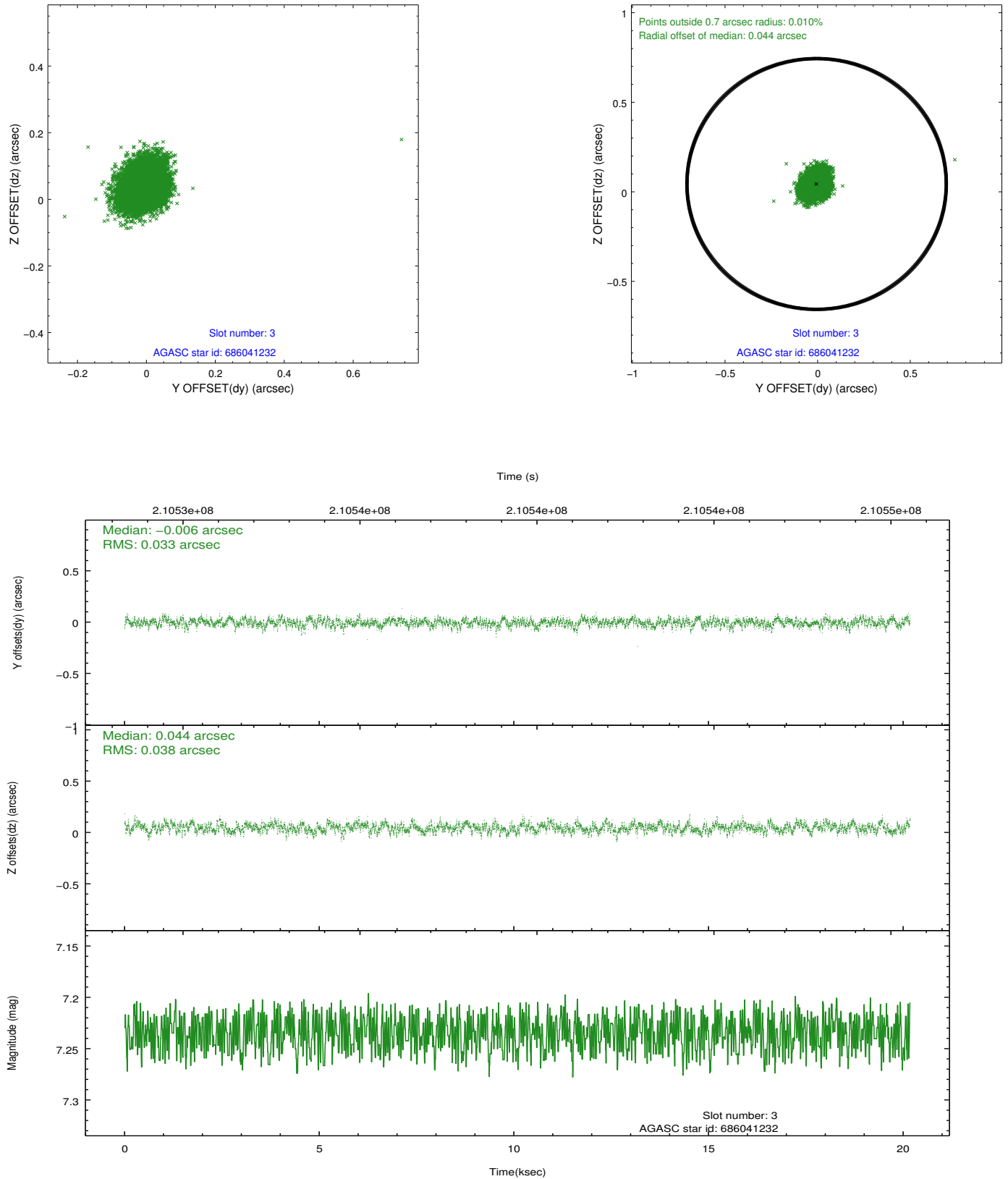


Slot Statistics

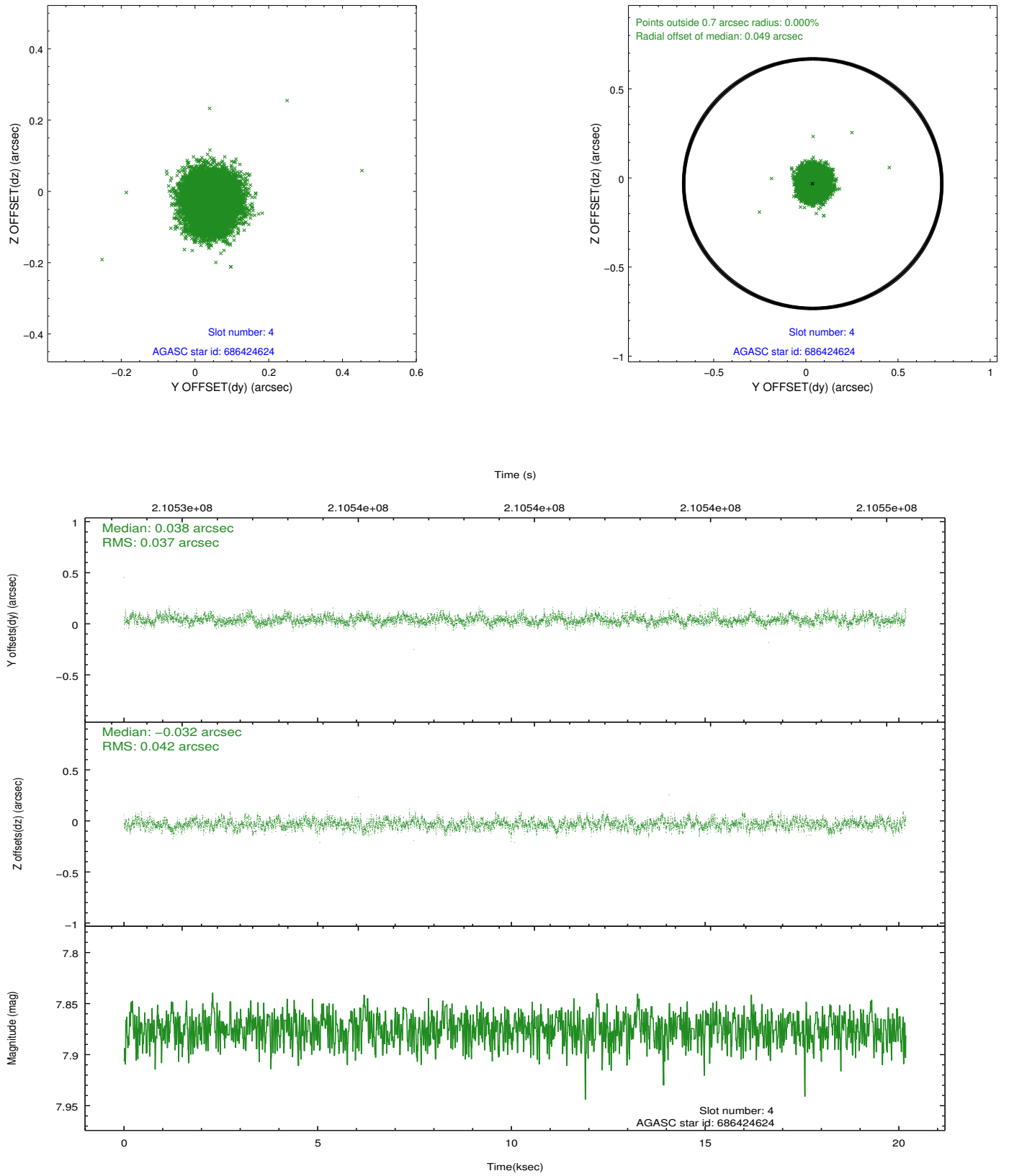
slot	status	id	mag	n_pts	med_dy	med_dz	dr1	dr2	ra	dec	mean_y	mean_z
0	FID	ACIS-I-1	7.25	4922	-0.006	0.039	0.007	0.012	0.000000	0.000000	932.79	-832.80
1	FID	ACIS-I-5	7.23	4922	-0.148	0.023	0.006	0.011	0.000000	0.000000	-1815.37	1064.56
2	FID	ACIS-I-6	7.25	4922	0.062	0.009	0.008	0.013	0.000000	0.000000	398.18	1709.27
3	GUIDE	686041232	7.23	9843	-0.006	0.044	0.053	0.086	341.873976	-1.788783	-847.81	-2158.95
4	GUIDE	686424624	7.87	9843	0.038	-0.032	0.060	0.096	341.803081	-2.709736	-432.18	1140.06
5	GUIDE	686426064	9.44	9809	-0.053	0.075	0.094	0.151	341.035207	-2.739354	2331.38	1113.33
6	GUIDE	686426664	9.40	9829	0.082	-0.050	0.086	0.137	341.935911	-2.825582	-888.15	1580.05
7	GUIDE	686425928	8.78	9841	-0.060	-0.037	0.069	0.112	341.017068	-2.531540	2360.50	362.78

2.4 Star Slots

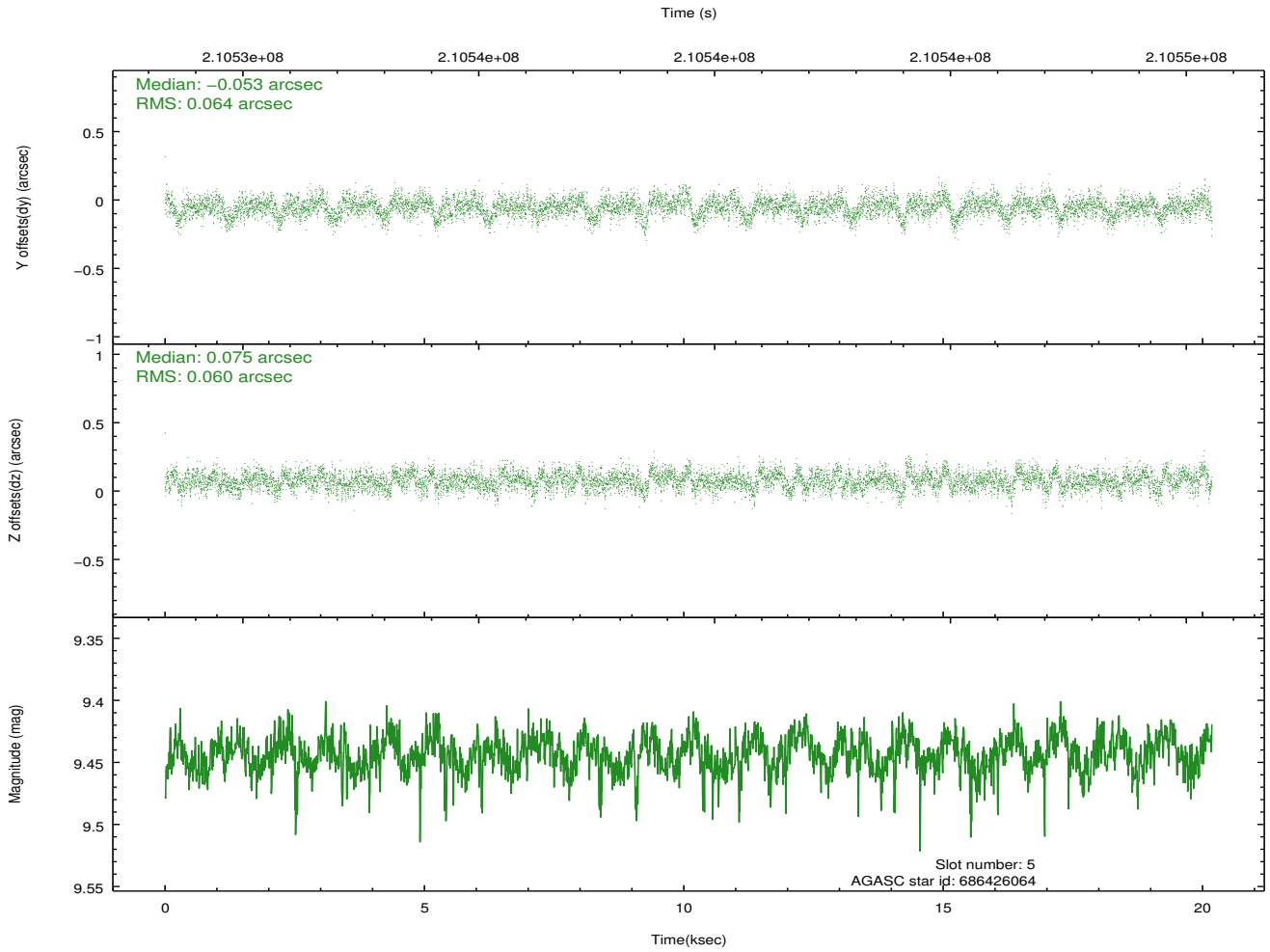
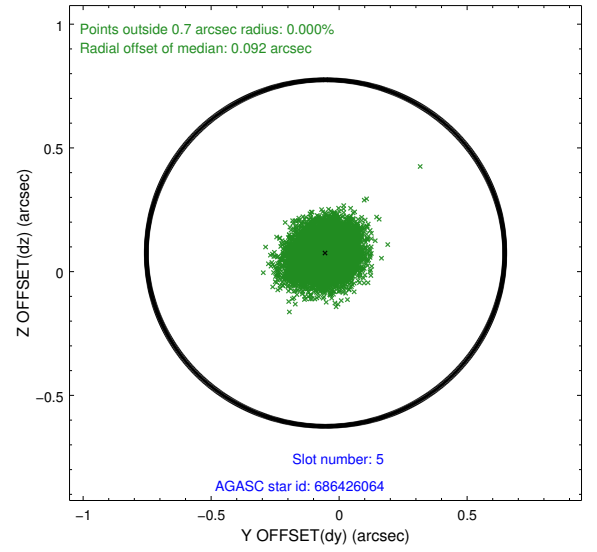
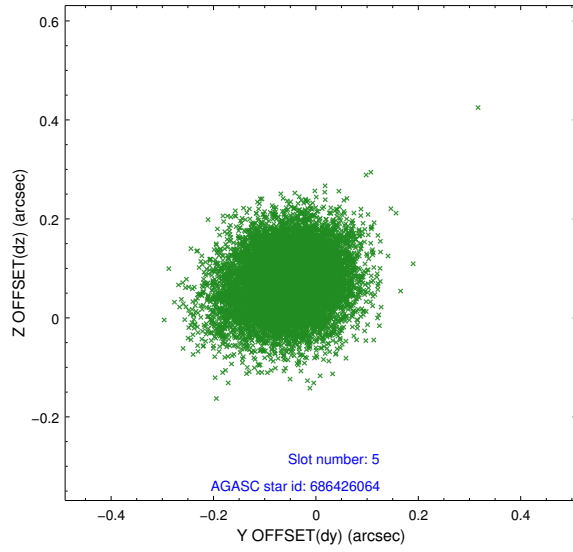
2.4.1 Slot 3



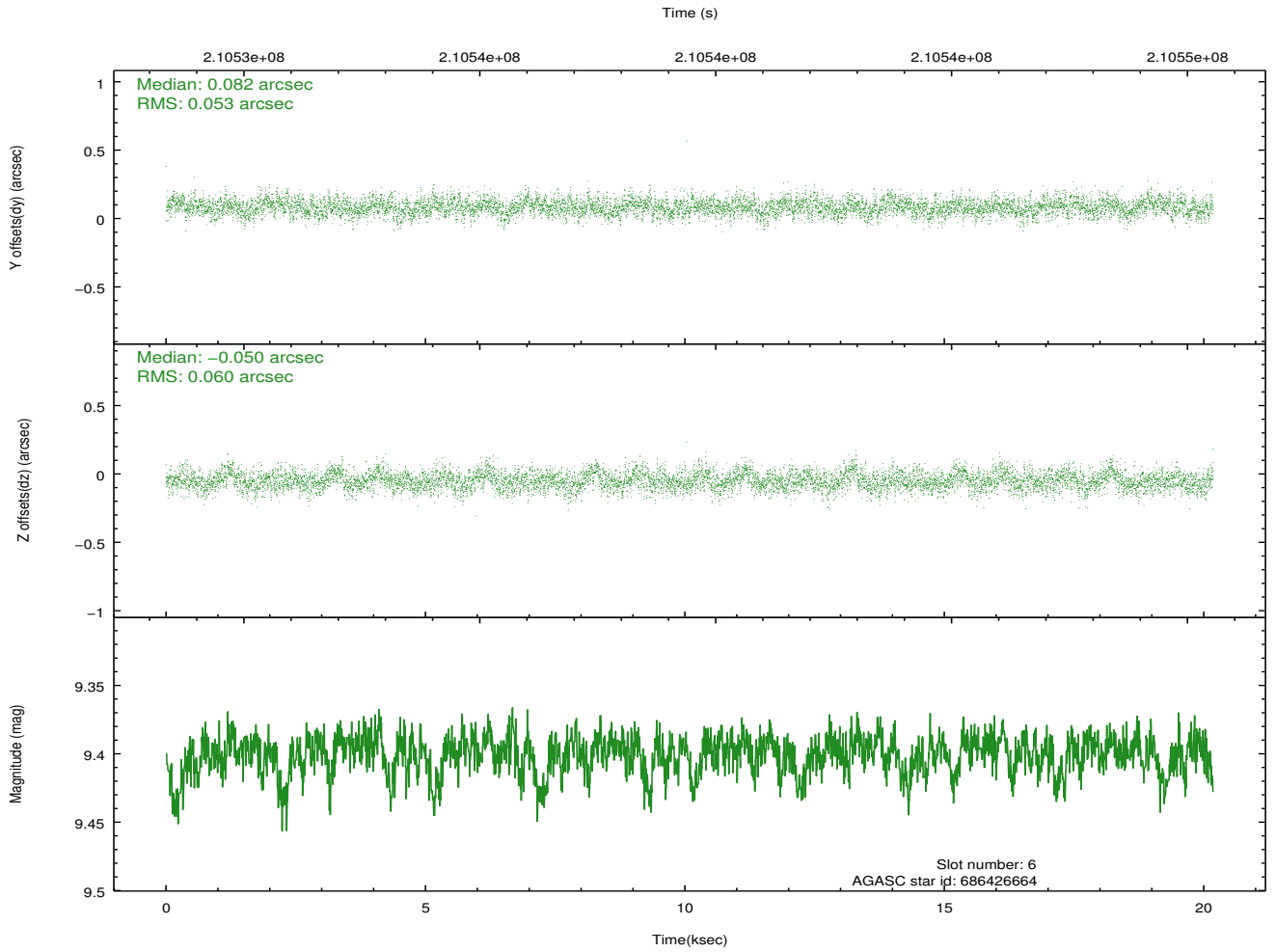
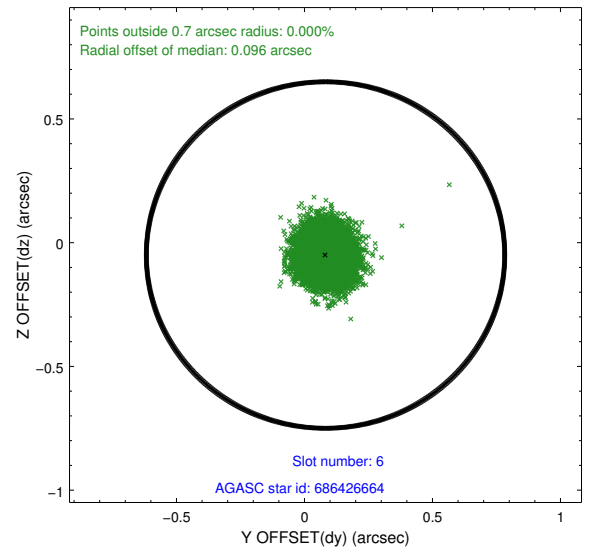
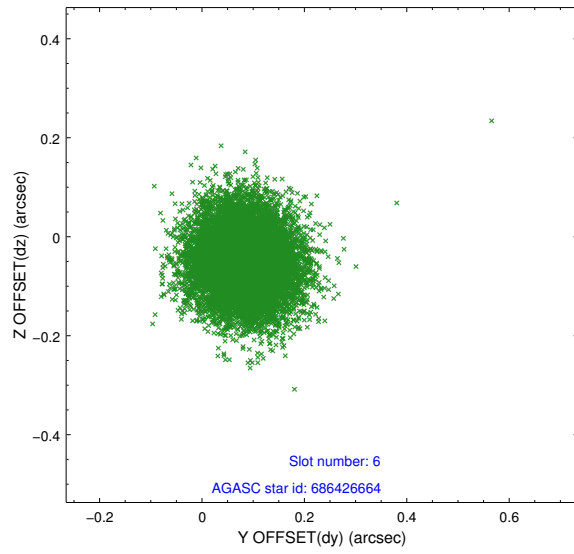
2.4.2 Slot 4



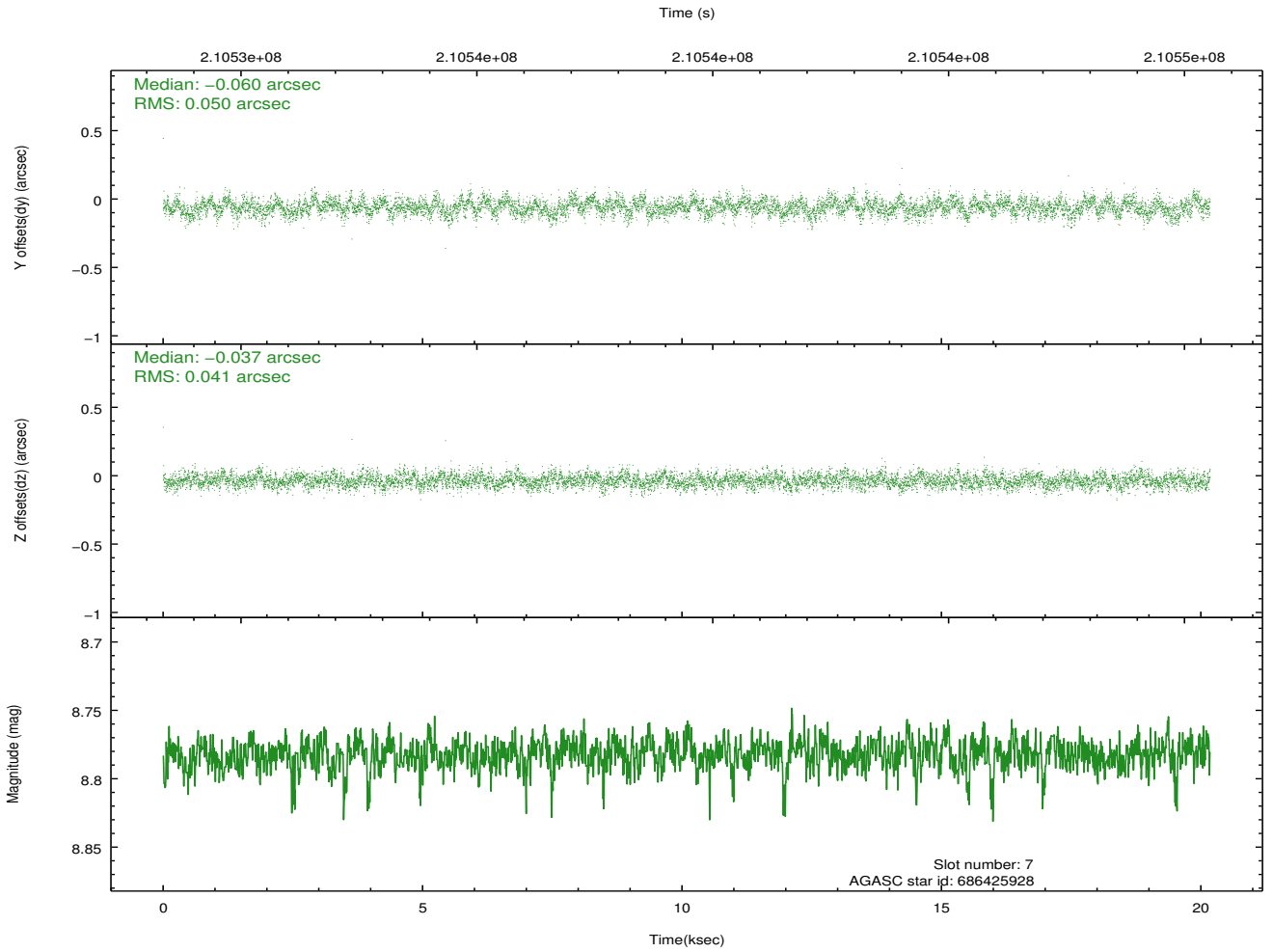
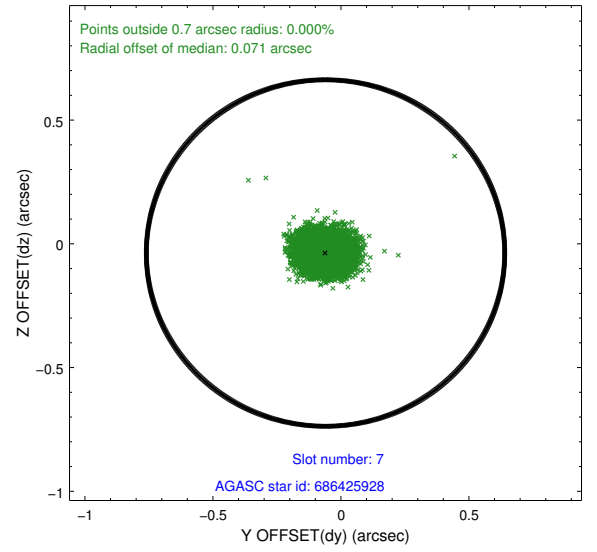
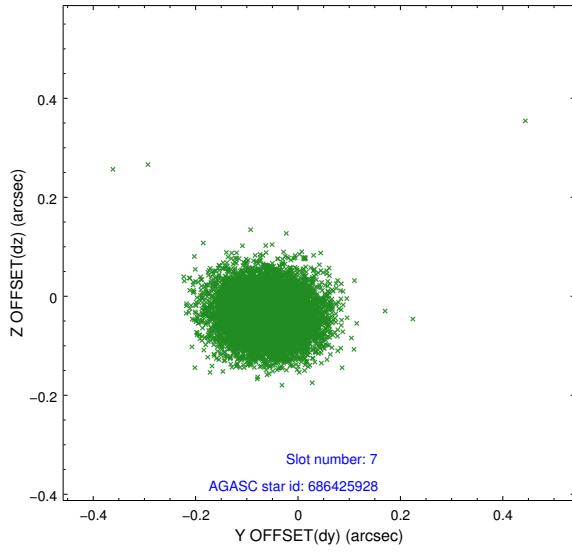
2.4.3 Slot 5



2.4.4 Slot 6

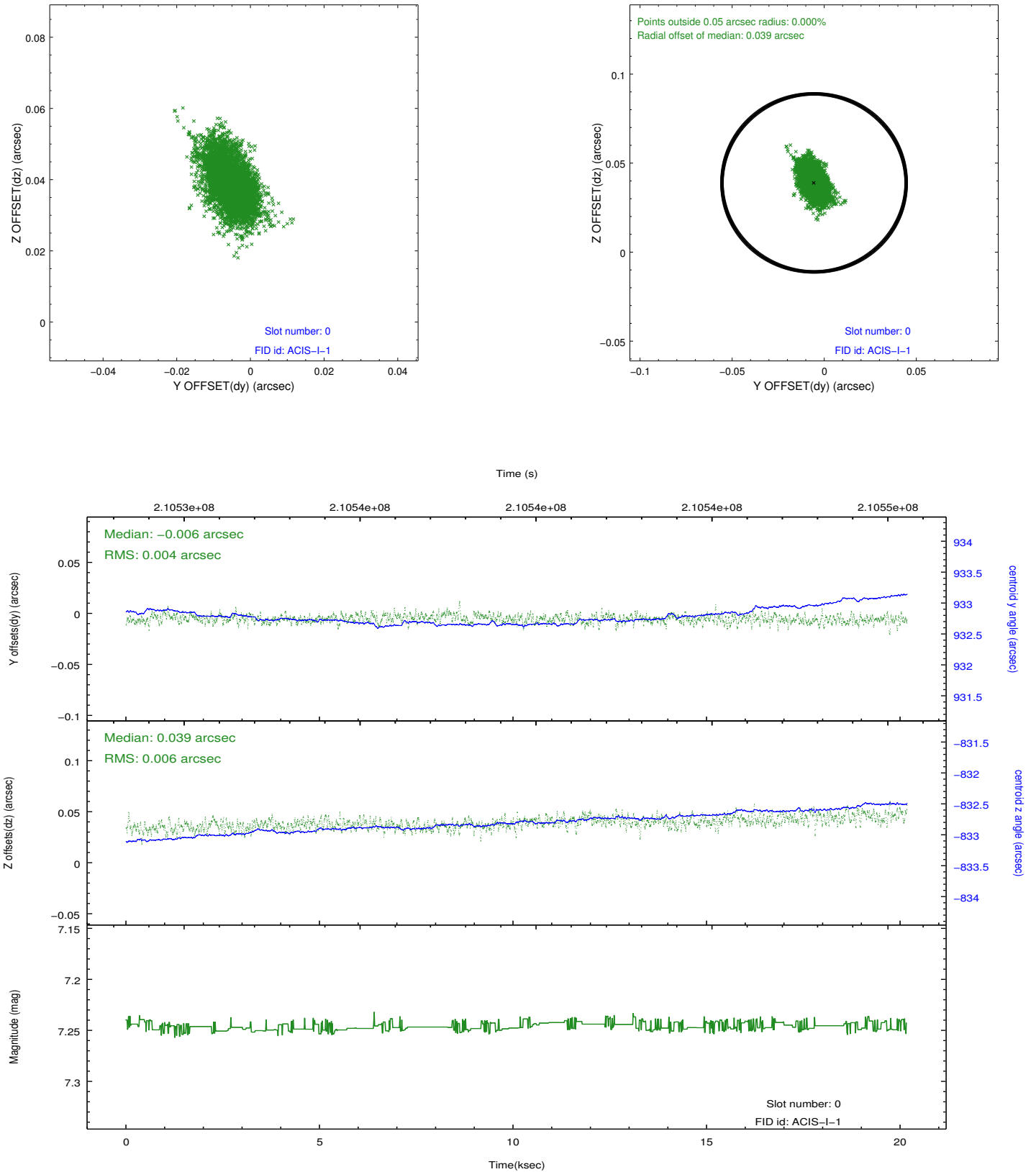


2.4.5 Slot 7

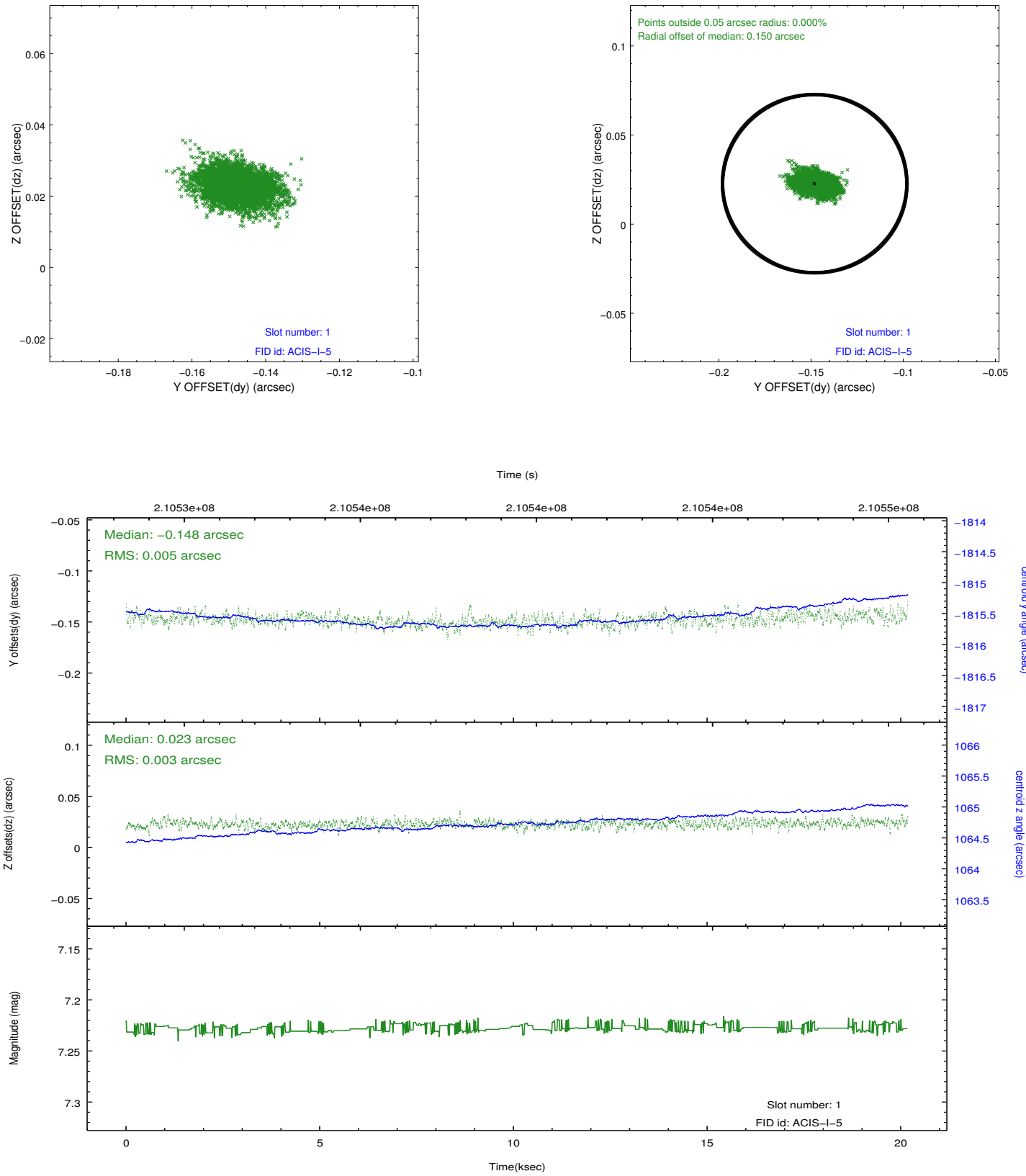


2.5 FID Slots

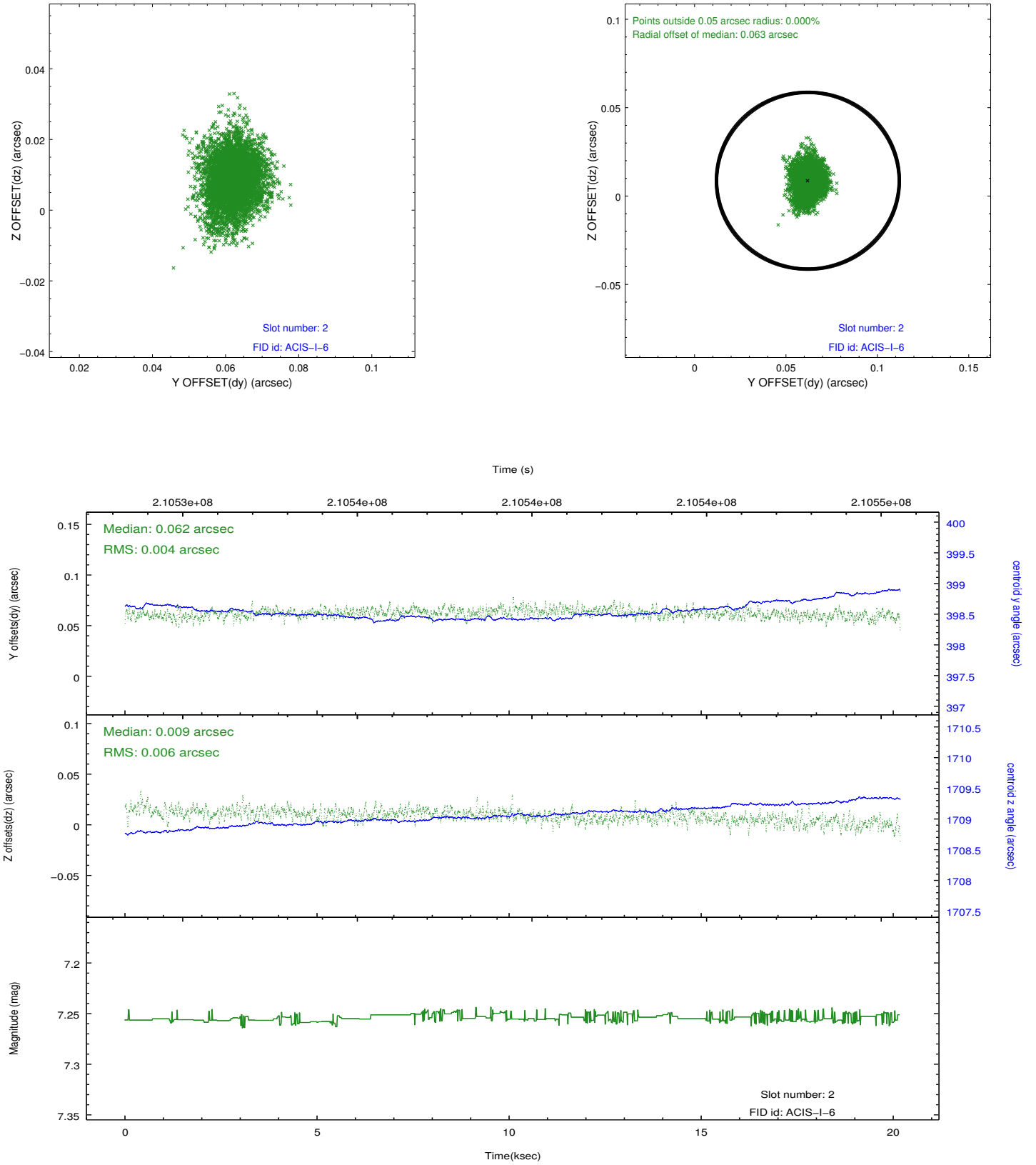
2.5.1 Slot 0



2.5.2 Slot 1



2.5.3 Slot 2



A Summary

A.1 Status

V&V Scientist	Joy Nichols
V&V Date (YYYY-MM-DD)	2013.01.17
V&V Edition	1
V&V Disposition and Status	OK
V&V Charge Time	20.118

A.2 Comments

Target falls into CCD chip gap in this observation. A custom dither of 11.988 arcsec was used to mitigate the inter-chip gap space, since the coordinates are poorly known.