

V&V Reference Report

L2 ASCDS Version : 7.6.7.1

Observation 5102 - L2 Version 002
Chandra X-Ray Center

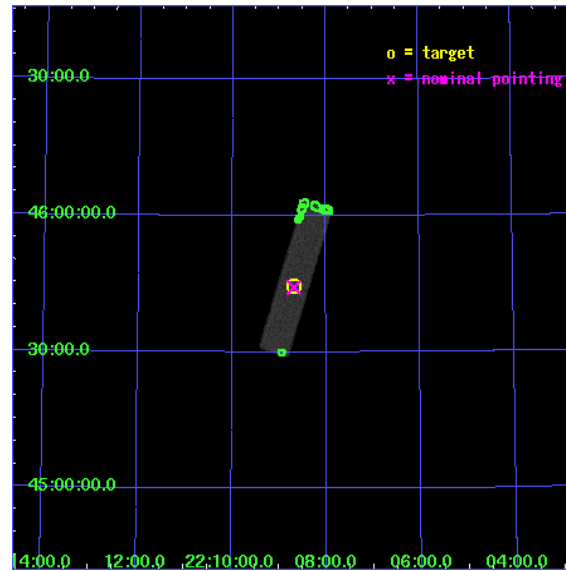
L2 Processing Date : Apr 10 2006

Contents

1	Front	2
2	OBI	3
2.1	OBI	3
2.1.1	Images	3
2.1.2	Parameters	4
2.1.3	Events	4
2.2	Compared Parameters	5
2.3	Aspect	6
2.4	Star Slots	9
2.4.1	Slot 3	9
2.4.2	Slot 4	10
2.4.3	Slot 5	11
2.4.4	Slot 6	12
2.4.5	Slot 7	13
2.5	FID Slots	14
2.5.1	Slot 0	14
2.5.2	Slot 1	15
2.5.3	Slot 2	16
3	Point Sources	17
A	Summary	18
A.1	Status	18
A.2	Comments	18

1 Front

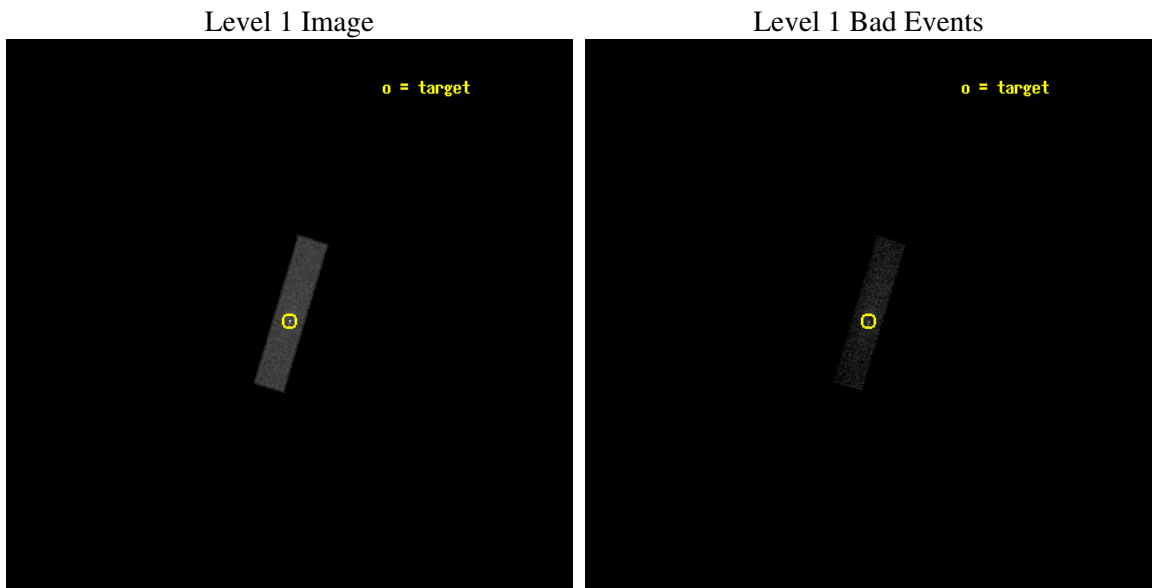
seq_num	290375
obs_id	5102
title	AO5B Calibration Observations to Monitor the Spatial Variations in the HRC-S Gain
observer	Dr. CXC Calibration
object	ArLac
ra_targ	332.17
dec_targ	45.742306
ra_nom	332.17091867883
dec_nom	45.737602997955
roll_nom	286.83399556512
revision	2
ontime	1079.5812985003
livetime	1072.4782115295
l2events	46836



2 OBI

2.1 OBI

2.1.1 Images



2.1.2 Parameters

obi_num	1
ascdsver	7.6.7.1
caldbver	3.2.1
date	2006-04-10T19:20:05
revision	2

sched_exp_time	900.000000
ontime	1080.6062985361
l1events	107115

2.1.3 Events

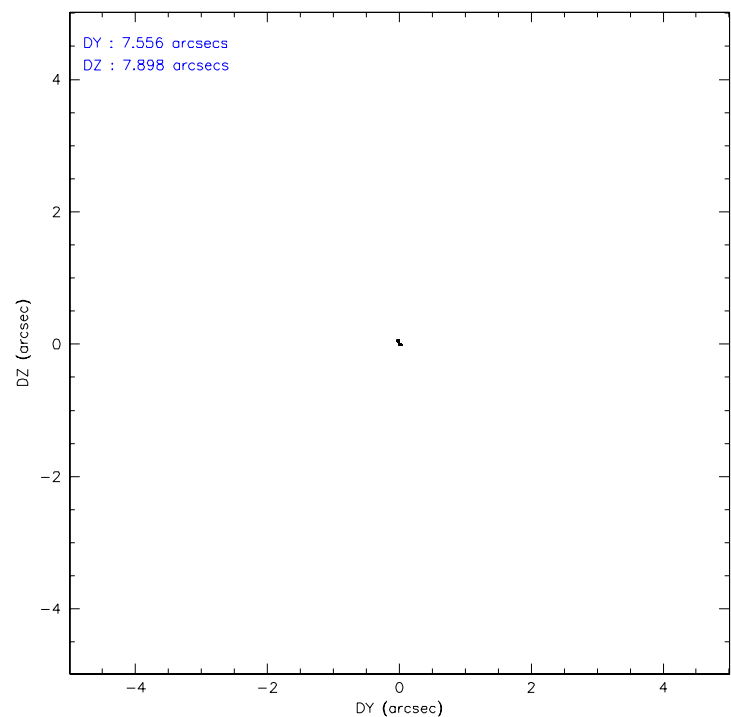
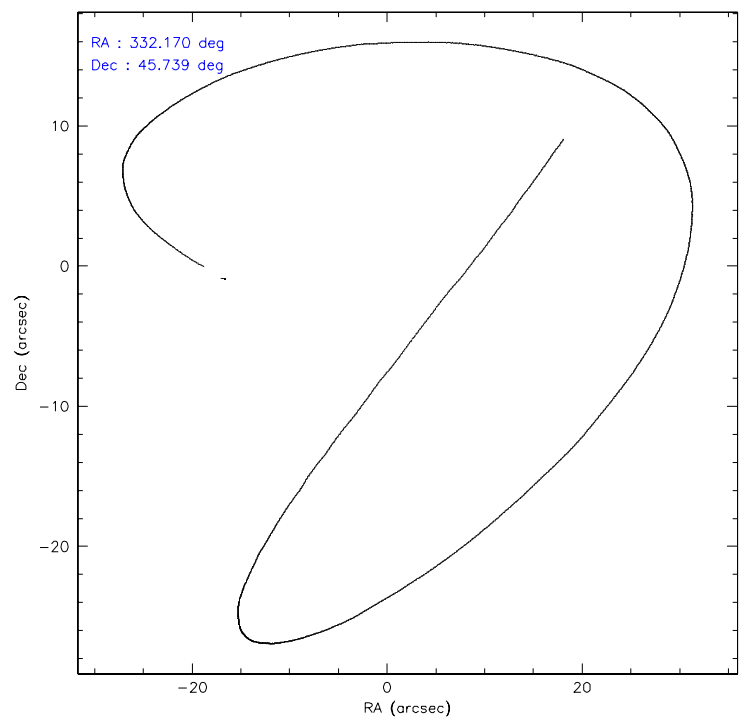
Level 1 Events

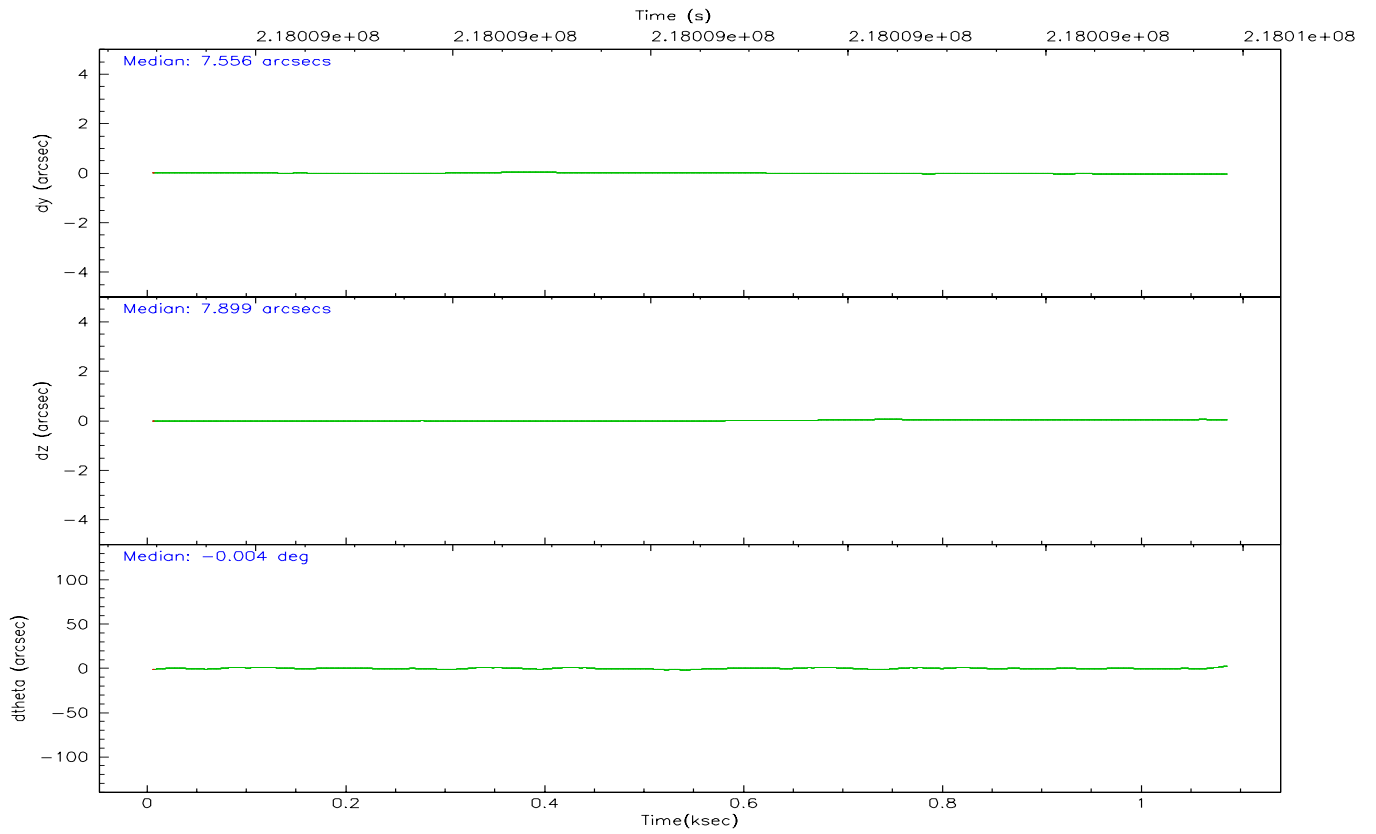
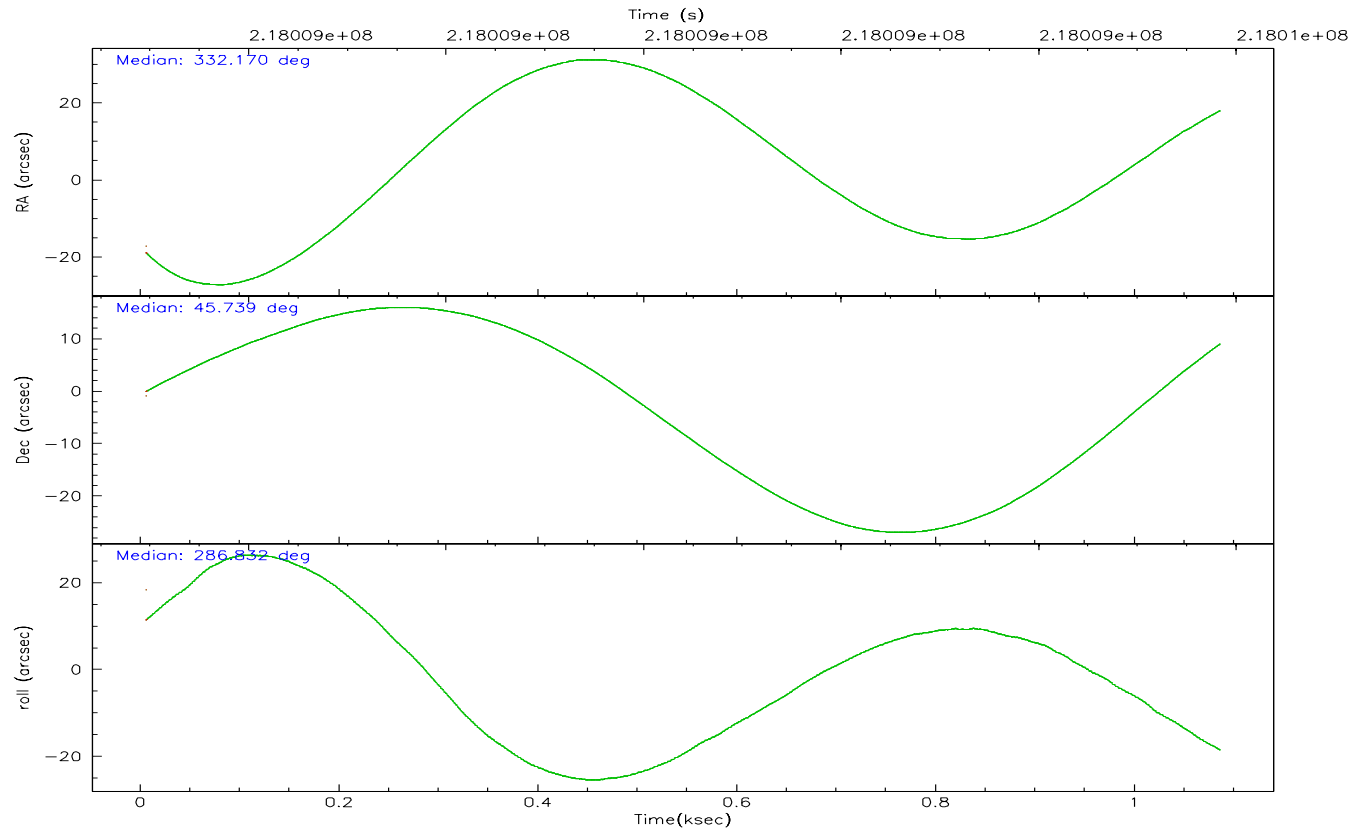
	segment 1	segment 2	segment 3
level 1 events	0	107115	0
rejected events	0	56868	0
rejected %	0%	53%	0%

2.2 Compared Parameters

Parameter	Planned	Actual	Parameter	Planned	Actual
Instrument	HRC	HRC	Obspar format version number	6	6
Detector	HRC-S	HRC-S	Obspar file type	PREDICTED	ACTUAL
Grating	NONE	NONE	Obspar update status	NONE	UPDATED
Data mode	OBSERVING	OBSERVING			
Observation mode	POINTING	POINTING			
Pointing RA	332.140516	332.1709186788252			
Pointing Dec	45.756292	45.73760299795453			
Pointing Roll	286.788371	286.8339955651179			
Window start time	210384064.184000	210384064.184000			
Window stop time	220838464.184000	220838464.184000			
SIM focus pos (mm)	-1.429586	-1.428180813131781			
SIM defocus (mm)	0.1037507710433287	0.1051558262725154			
SIM translation stage pos (mm)	250.455976	250.466033080201			
SIM translation stage offset (mm)	0	-0.01005468664627074			
Observation start time	218008683.184000	218007755.5432			
Observation start date	2004-11-28T05:56:59	2004-11-28T05:42:35			
Observation end time	218009583.184000	218009716.88079			
Observation end date	2004-11-28T06:11:59	2004-11-28T06:15:16			

2.3 Aspect



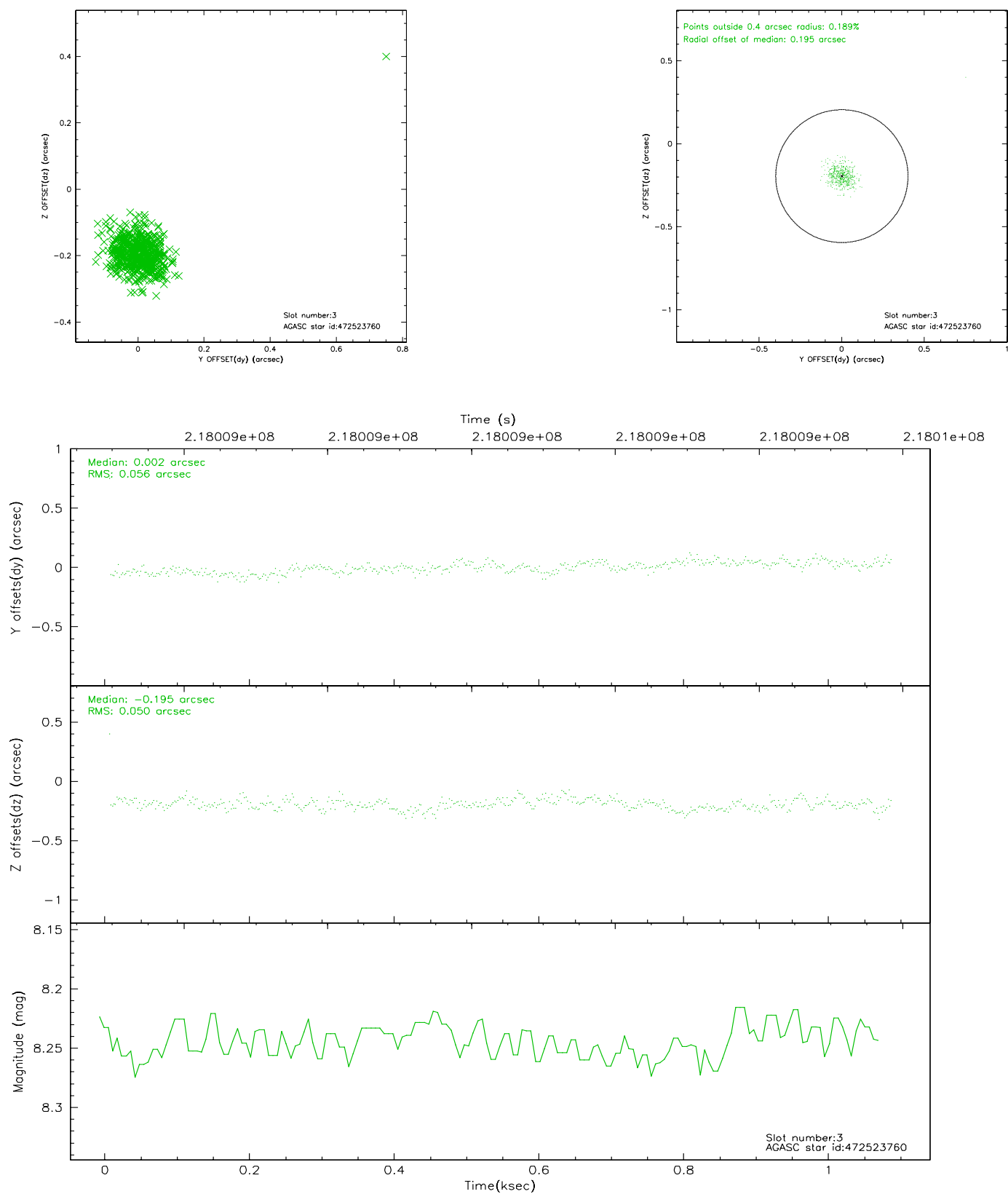


Slot Statistics

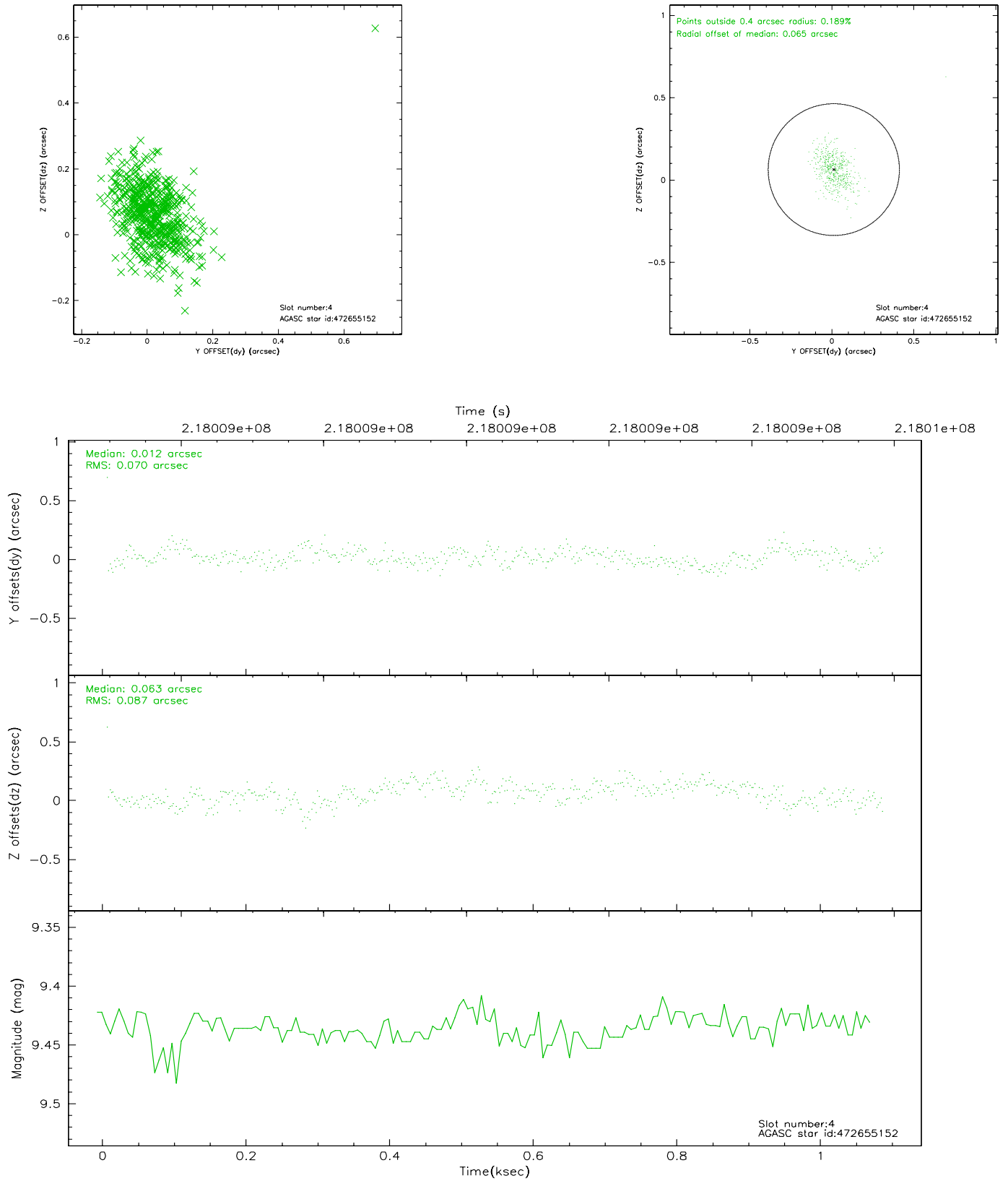
slot	status	id	mag	n_pts	med_dy	med_dz	dr1	dr2	ra	dec	mean_y	mean_z
0	FID	HRC-S-1	7.04	264	0.130	-0.113	0.006	0.010	0.000000	0.000000	-1161.72	-456.50
1	FID	HRC-S-2	7.04	264	0.163	-0.115	0.005	0.008	0.000000	0.000000	1233.59	-450.85
2	FID	HRC-S-3	7.05	264	0.097	-0.075	0.006	0.011	0.000000	0.000000	-1159.81	571.36
3	GUIDE	472523760	8.24	528	0.002	-0.195	0.066	0.111	331.645363	45.403260	851.86	-1561.95
4	GUIDE	472655152	9.44	528	0.012	0.063	0.107	0.187	332.504239	45.862991	-104.47	984.09
5	GUIDE	472659832	9.47	528	-0.060	-0.029	0.118	0.193	332.780399	46.098139	-723.05	1890.86
6	GUIDE	472533912	9.15	528	-0.127	0.079	0.086	0.136	331.791136	46.368695	-2364.44	-187.53
7	GUIDE	472654568	9.45	526	0.168	0.064	0.130	0.225	332.194449	45.063576	2422.98	-586.75

2.4 Star Slots

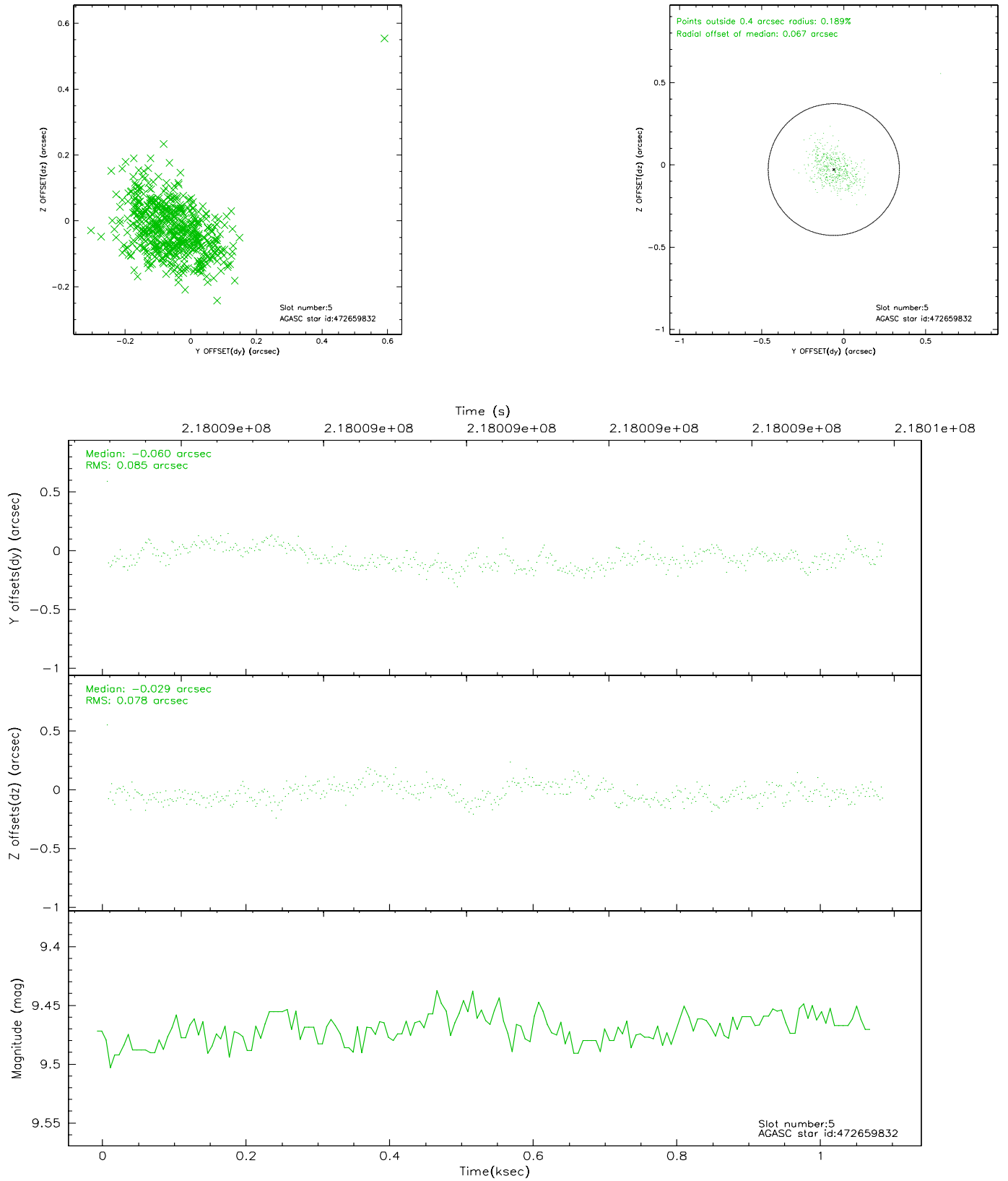
2.4.1 Slot 3



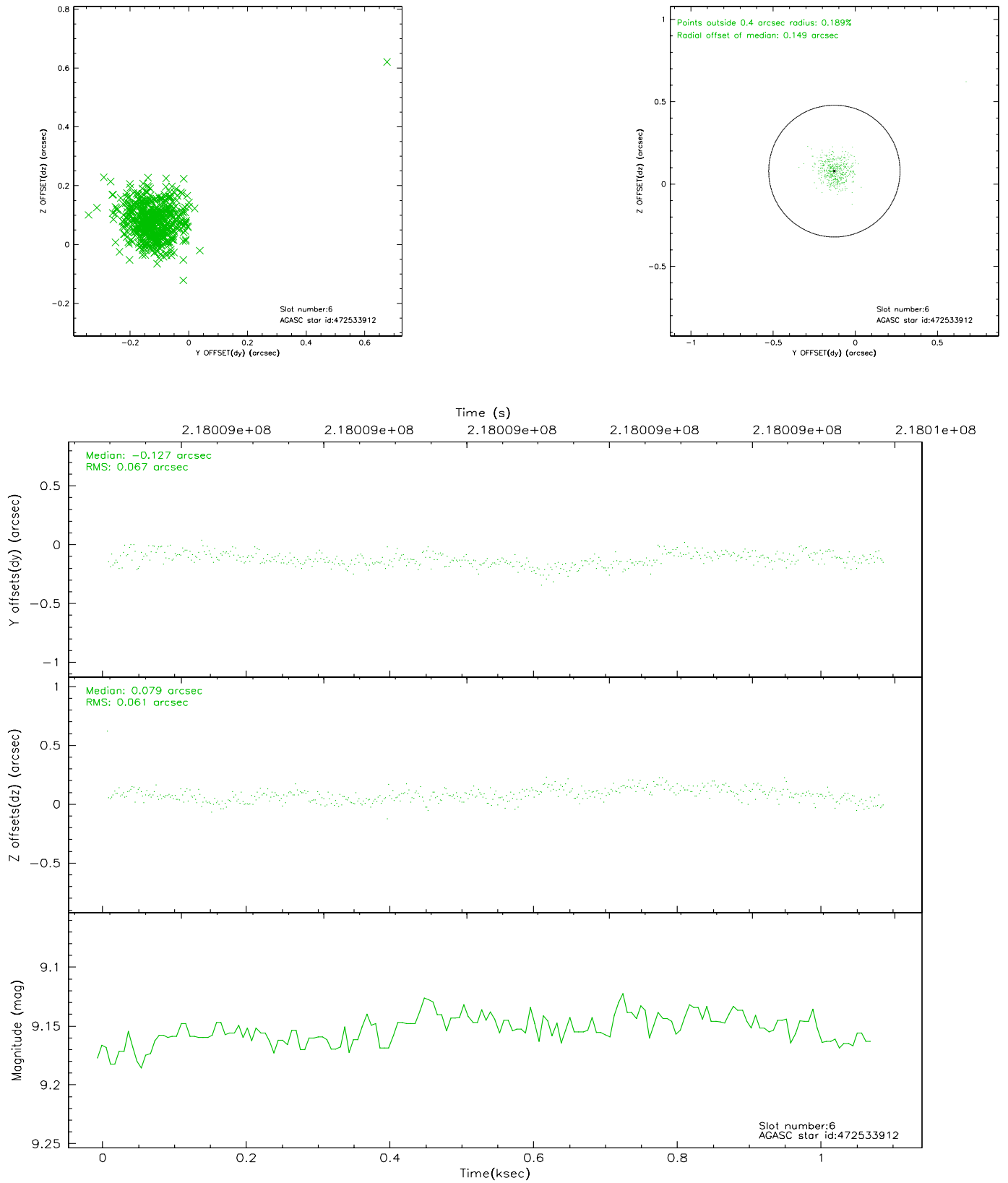
2.4.2 Slot 4



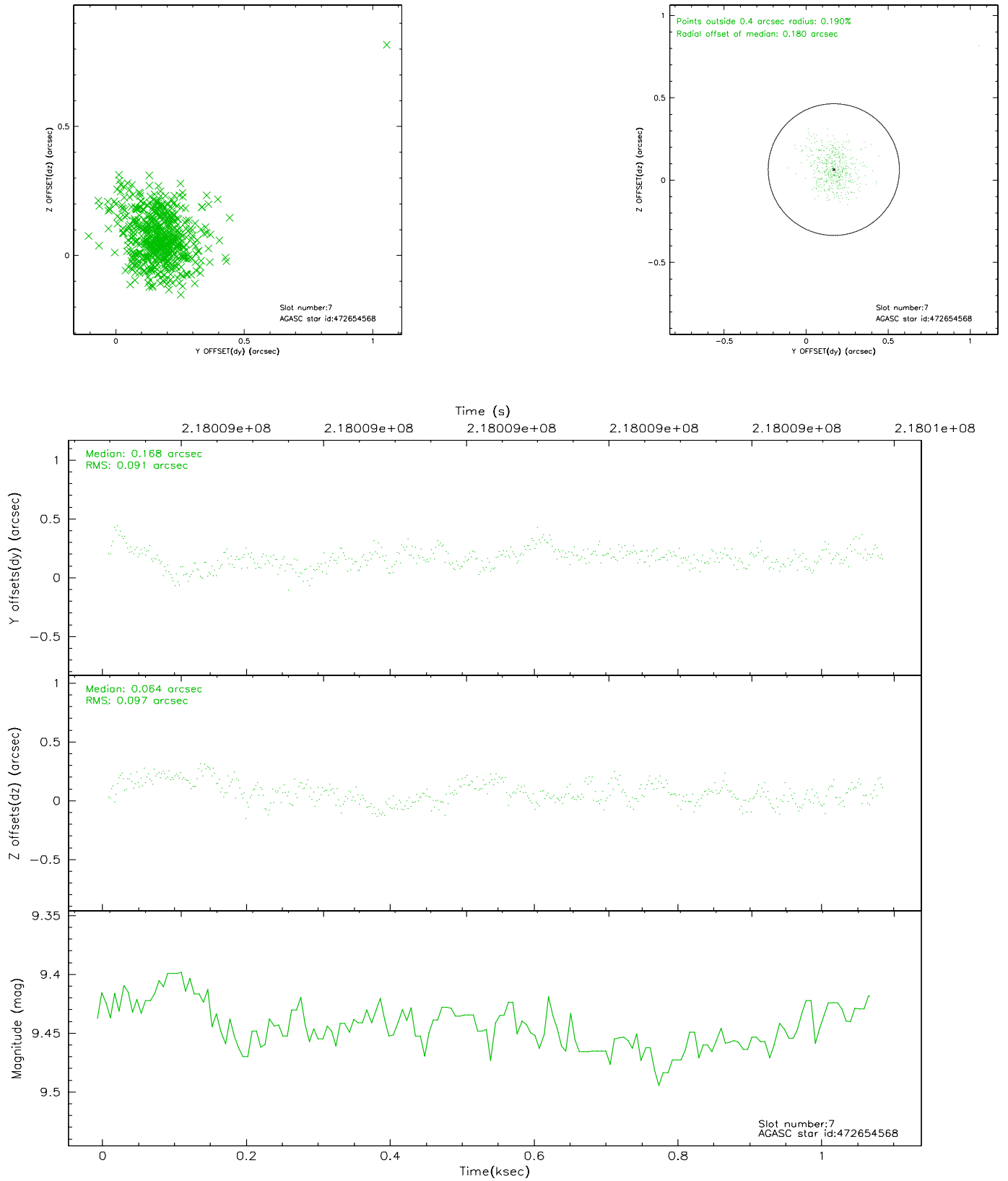
2.4.3 Slot 5



2.4.4 Slot 6

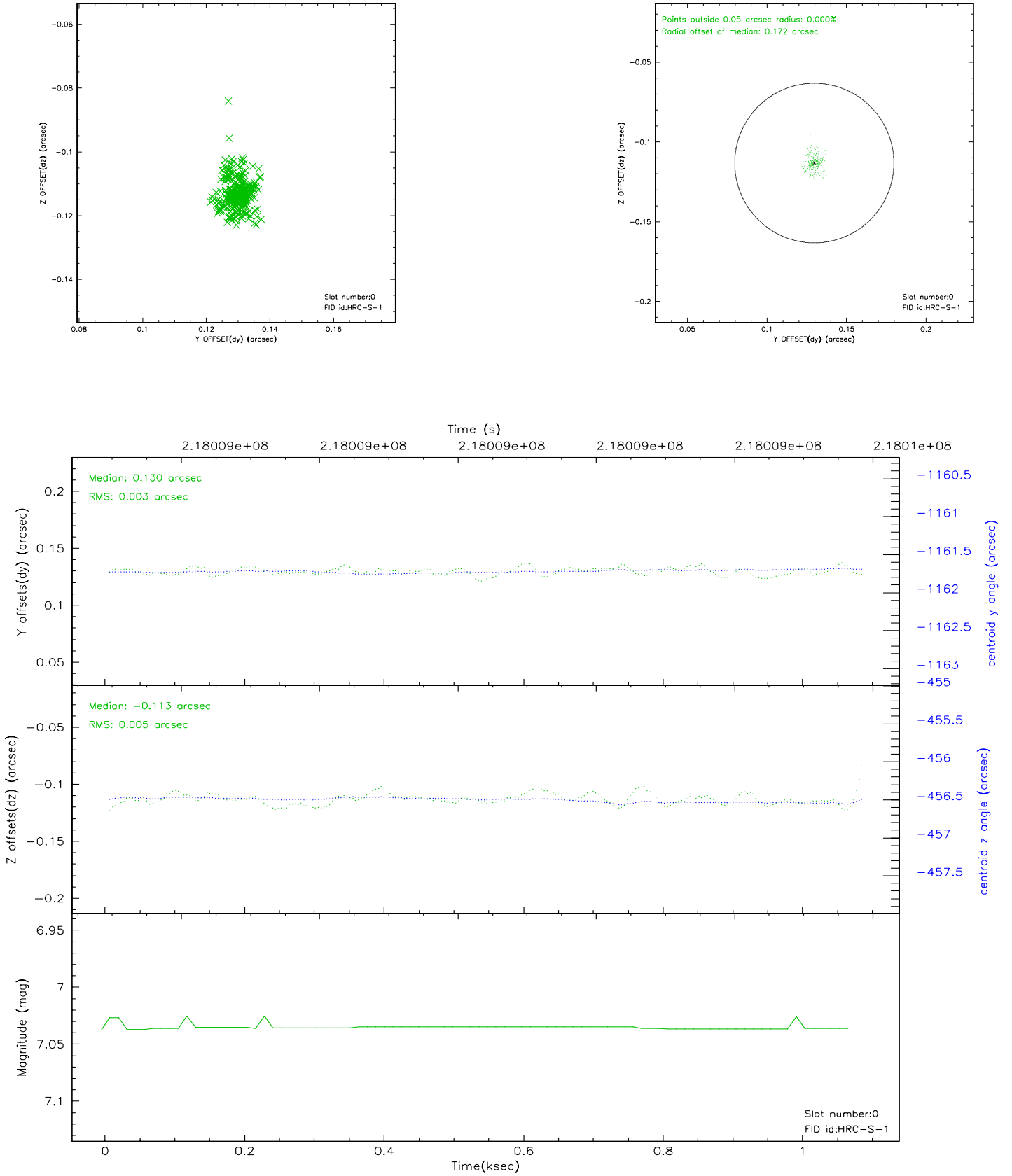


2.4.5 Slot 7

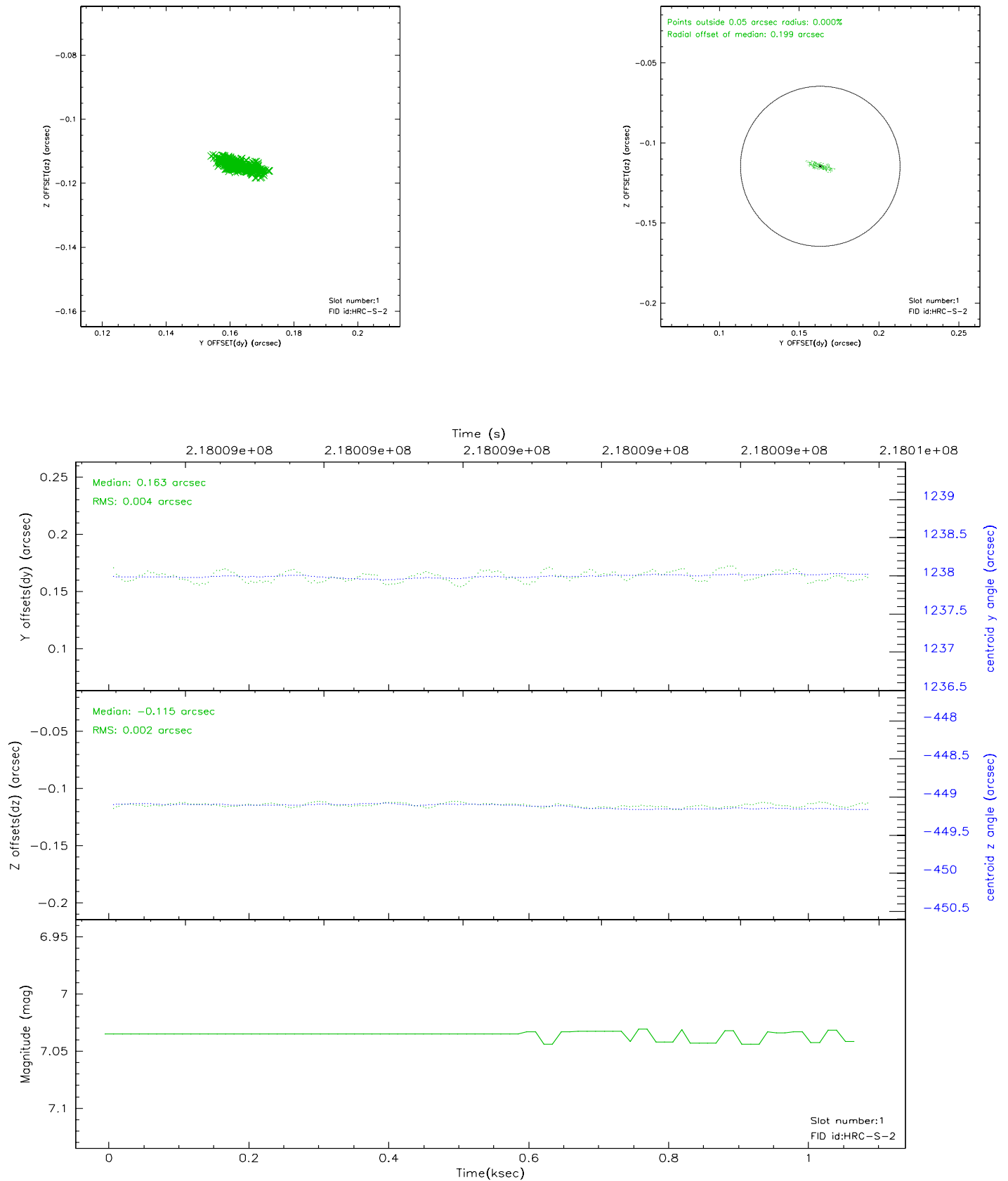


2.5 FID Slots

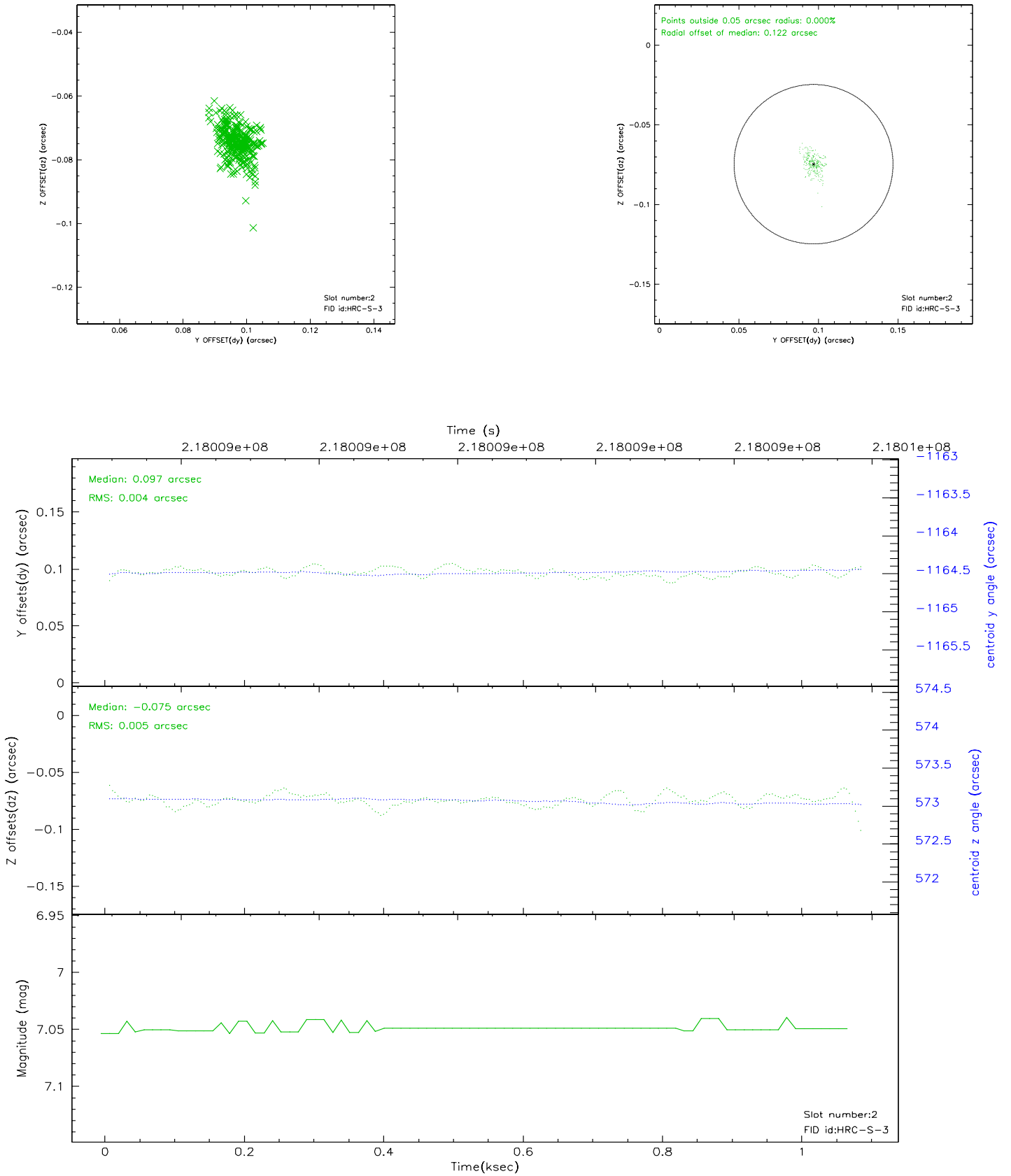
2.5.1 Slot 0




2.5.2 Slot 1



2.5.3 Slot 2



3 Point Sources



A Summary

A.1 Status

V&V Scientist	Jen Lauer
V&V Date (YYYY-MM-DD)	2006.04.11
V&V Edition	1
V&V Disposition and Status	OK
V&V Charge Time	1.079581

A.2 Comments

Window constraint met.

The keywords DTCOR, EXPOSURE, and LIVETIME in the Level 2 event file and the keyword DTCOR in the Level 1 event file have been incorrectly determined due to a software bug. The correct value of DTCOR can be found in the file DTFSTATS file that can be obtained by downloading the Secondary Data Products. In most cases, the difference between the correct DTCOR value and the incorrect DTCOR value in the Level 2 event file is very small and does not affect the data analysis. However, there are cases of significant differences and the user is advised to use the DTCOR in the DTFSTATS file for analysis. Corrected data products will be made available in the archive as soon as feasible.