

V&V Reference Report

L2 ASCDS Version : 8.4.5

Observation 4862 - L2 Version 5
Chandra X-Ray Center

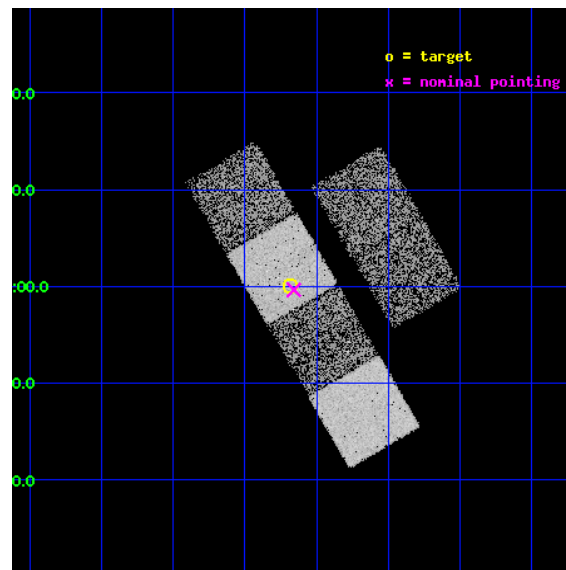
L2 Processing Date : Jan 18 2013

Contents

1	Front	2
2	OBI	3
2.1	OBI	3
2.1.1	Images	3
2.1.2	Bias	3
2.1.3	Parameters	4
2.1.4	Events	4
2.2	Compared Parameters	5
2.3	Aspect	6
2.4	Star Slots	9
2.4.1	Slot 3	9
2.4.2	Slot 4	10
2.4.3	Slot 5	11
2.4.4	Slot 6	12
2.5	FID Slots	13
2.5.1	Slot 0	13
2.5.2	Slot 1	14
2.5.3	Slot 2	15
A	Summary	16
A.1	Status	16
A.2	Comments	16

1 Front


seq_num	700944	Sequence number
obs_id	4862	Observation id
title	X-ray Properties of Dust Reddened Quasars from the Sloan Digital Sky Survey	Proposal title
observer	Dr. Gordon Richards	Principal investigator
object	SDSS J130211.04+000004.5	Source name
dtcycle	0	
cycle	P	events from which exps? Prim/Second/Both
ra_targ	195.545833	Observer's specified target RA [deg]
dec_targ	0.00125	Observer's specified target Dec [deg]
ra_nom	195.53962778355	Nominal RA [deg]
dec_nom	-0.0061147625004737	Nominal Dec [deg]
roll_nom	239.72915267798	Nominal Roll [deg]
revision	5	Processing version of data
ontime	4959.9999815226	Sum of GTIs [s]
livetime	4897.1934752031	Livetime [s]
ontime2	4959.9999815226	Sum of GTIs [s]
ontime3	4959.9999815226	Sum of GTIs [s]
ontime5	4959.9999815226	Sum of GTIs [s]
ontime6	4959.9999815226	Sum of GTIs [s]
ontime7	4959.9999815226	Sum of GTIs [s]
ontime8	4959.9999815226	Sum of GTIs [s]
l2events	56730	Number of level 2 events




2 OBI

2.1 OBI

2.1.1 Images



2.1.2 Bias



2.1.3 Parameters

obi_num	0	Obi number	sched_exp_time	5000.000000	[s] Scheduled observation exposure time
ascdsver	8.5.1.1	Processing system revision	ontime	4959.9999815226	Sum of GTIs [s]
caldbver	4.5.5	 	ontime2	4959.9999815226	Sum of GTIs [s]
date	2013-01-18T20:31:51	Date and time of file creation	ontime3	4959.9999815226	Sum of GTIs [s]
revision	5	Processing version of data	ontime5	4959.9999815226	Sum of GTIs [s]
			ontime6	4959.9999815226	Sum of GTIs [s]
			ontime7	4959.9999815226	Sum of GTIs [s]
			ontime8	4959.9999815226	Sum of GTIs [s]
			l1events	253959	Number of level 1 events

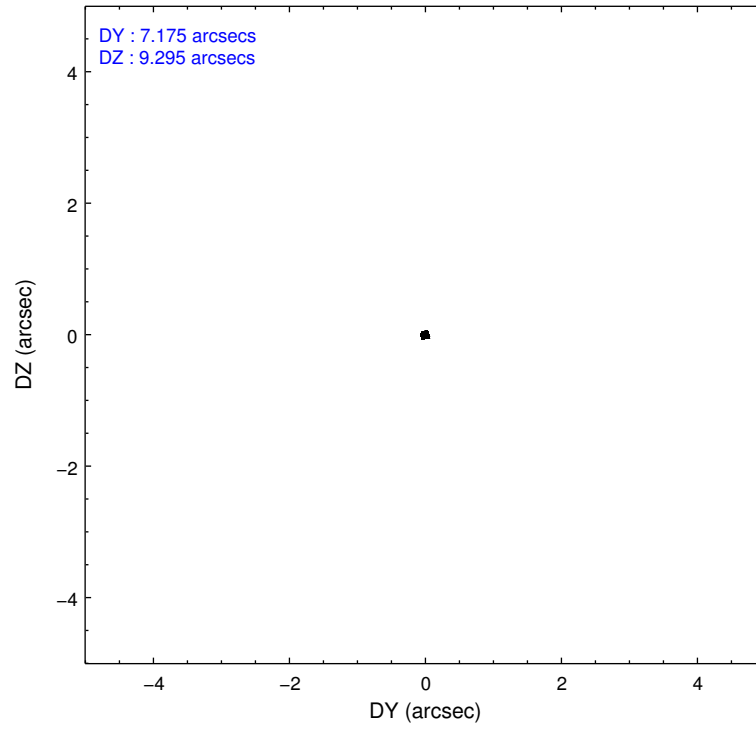
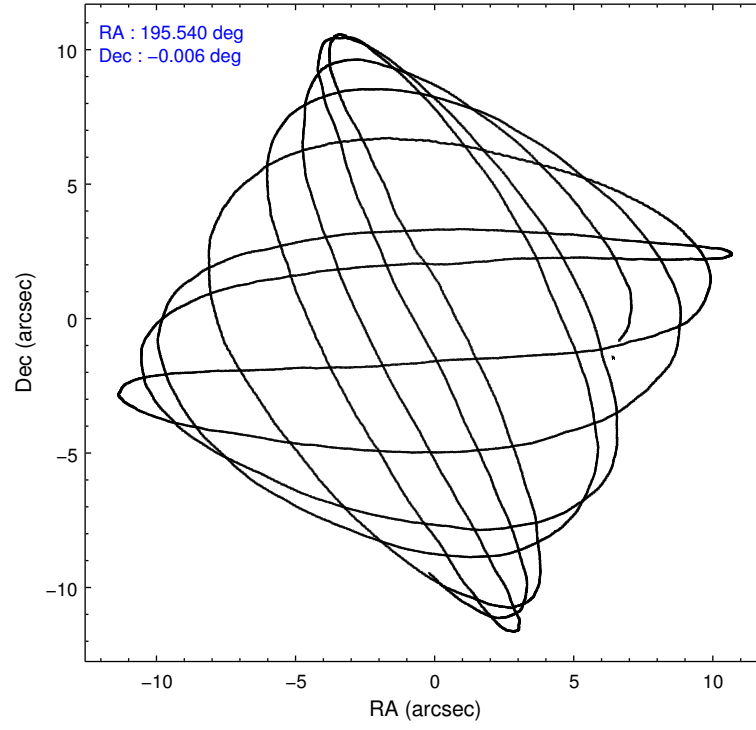
2.1.4 Events

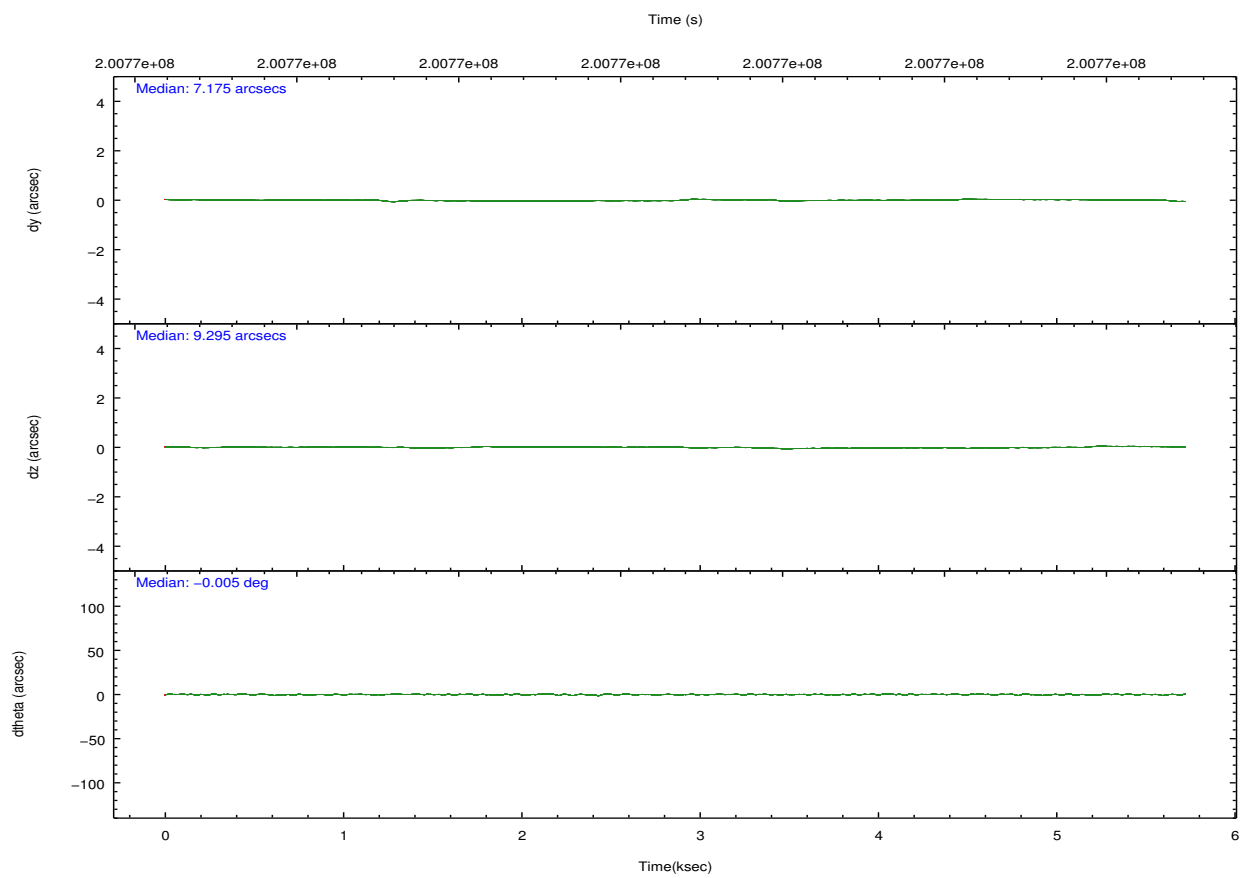
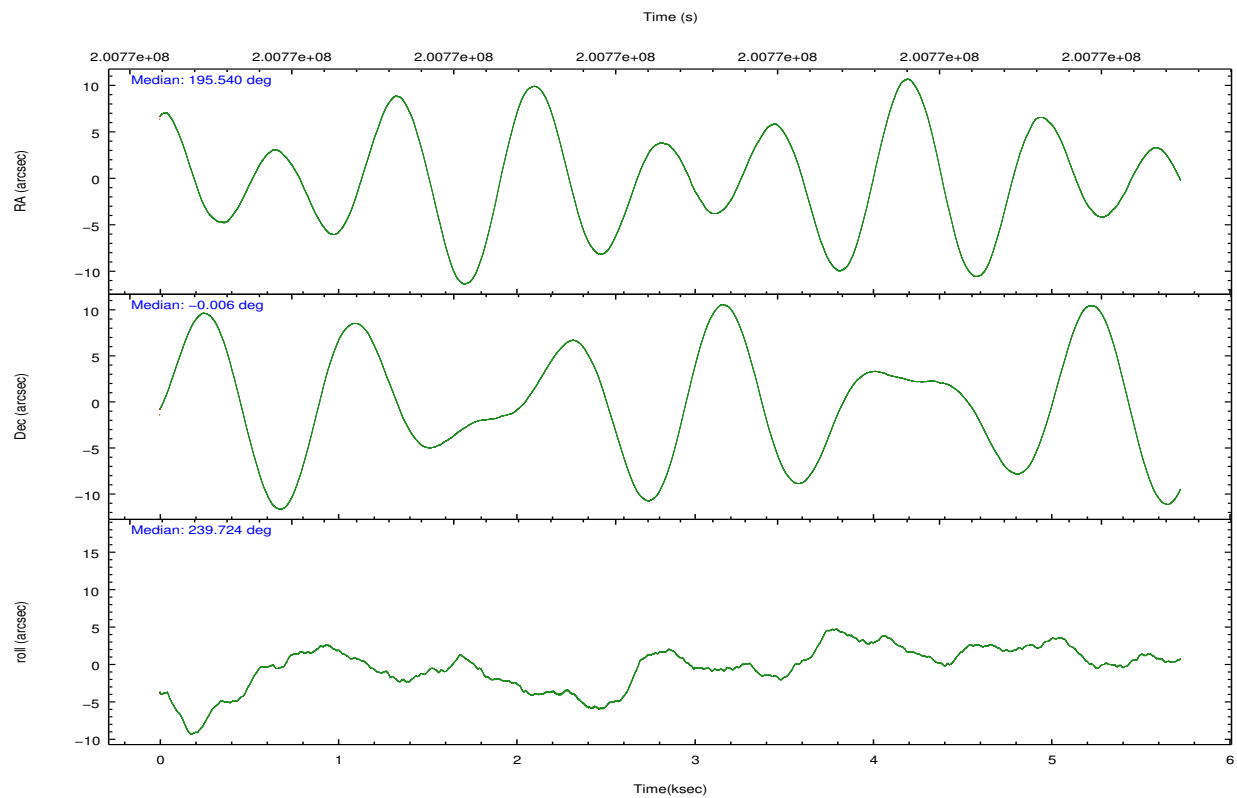
	ccd 2	ccd 3	ccd 5	ccd 6	ccd 7	ccd 8		ccd 2	ccd 3	ccd 5	ccd 6	ccd 7	ccd 8
level 1 events	35578	35209	54433	34746	47870	46123	grade 0 events	1790	1775	4214	1661	1819	2954
rejected events	31476	31164	28658	30564	28060	36478		5%	5%	7%	4%	3%	6%
rejected %	88%	88%	52%	87%	58%	79%	grade 1 events	17	21	246	11	43	24
								0%	0%	0%	0%	0%	0%
							grade 2 events	855	761	7039	872	3813	2169
								2%	2%	12%	2%	7%	4%
							grade 3 events	361	369	1014	425	1770	1010
								1%	1%	1%	1%	3%	2%
							grade 4 events	389	392	985	418	1782	931
								1%	1%	1%	1%	3%	2%
							grade 5 events	1380	1579	3986	1649	4612	2159
								3%	4%	7%	4%	9%	4%
							grade 6 events	709	748	12541	814	10641	2586
								1%	2%	23%	2%	22%	5%
							grade 7 events	30077	29564	24408	28896	23390	34290
								84%	83%	44%	83%	48%	74%

2.2 Compared Parameters

Parameter	Planned	Actual	Parameter	Planned	Actual
Instrument	ACIS	ACIS	Obspar format version number	7	7
Detector	ACIS-235678	ACIS-235678	Obspar file type	PREDICTED	ACTUAL
Grating	NONE	NONE	Obspar update status	NONE	UPDATED
Data mode	FAINT	FAINT	Number of optional ACIS chips dropped	0	0
Observation mode	POINTING	POINTING	On-chip summing requested	N	N
[deg] Pointing RA	195.539330	195.5396277835544	Subarray requested	NONE	NONE
[deg] Pointing Dec	0.021117	-0.006114762500473674	Alternating exposures requested	N	N
[deg] Pointing Roll	239.572514	239.7291526779845	[s] Primary exposure time	0.000000	3.2
[mm] SIM focus pos	-0.684267	-0.6828225247311905			
[mm] SIM defocus	0	0.001444936568705701			
[mm] SIM translation stage pos	-190.132523	-190.1400660498719			
[mm] SIM translation stage offset	0	0.00754346686406393			
[s] Observation start time (MET)	200768194.184000	200766960.08805			
Observation start date	2004-05-12T16:55:30	2004-05-12T16:36:00			
[s] Observation end time (MET)	200773194.184000	200774015.16336			
Observation end date	2004-05-12T18:18:50	2004-05-12T18:33:35			
Read mode	TIMED	TIMED			

2.3 Aspect



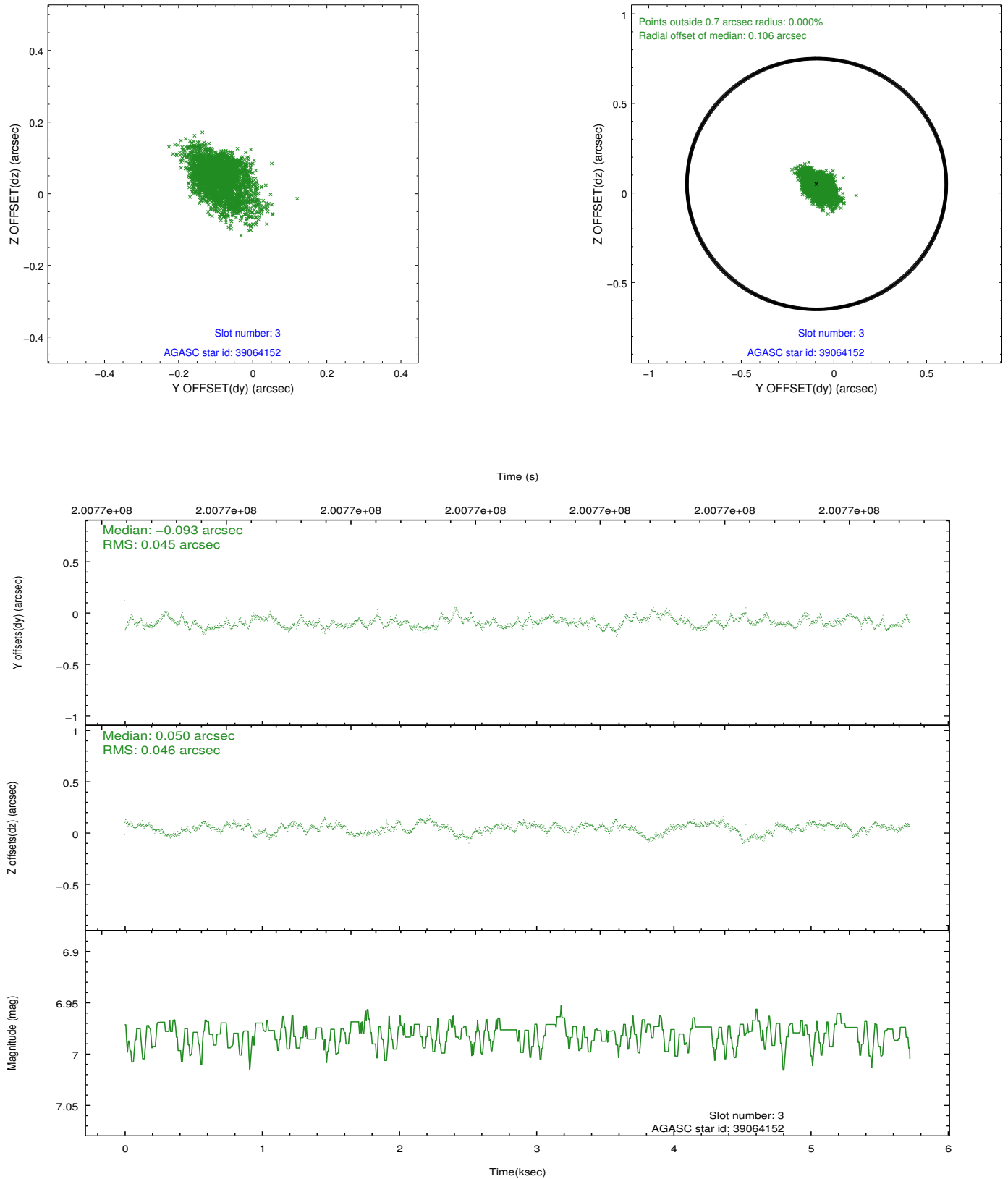


Slot Statistics

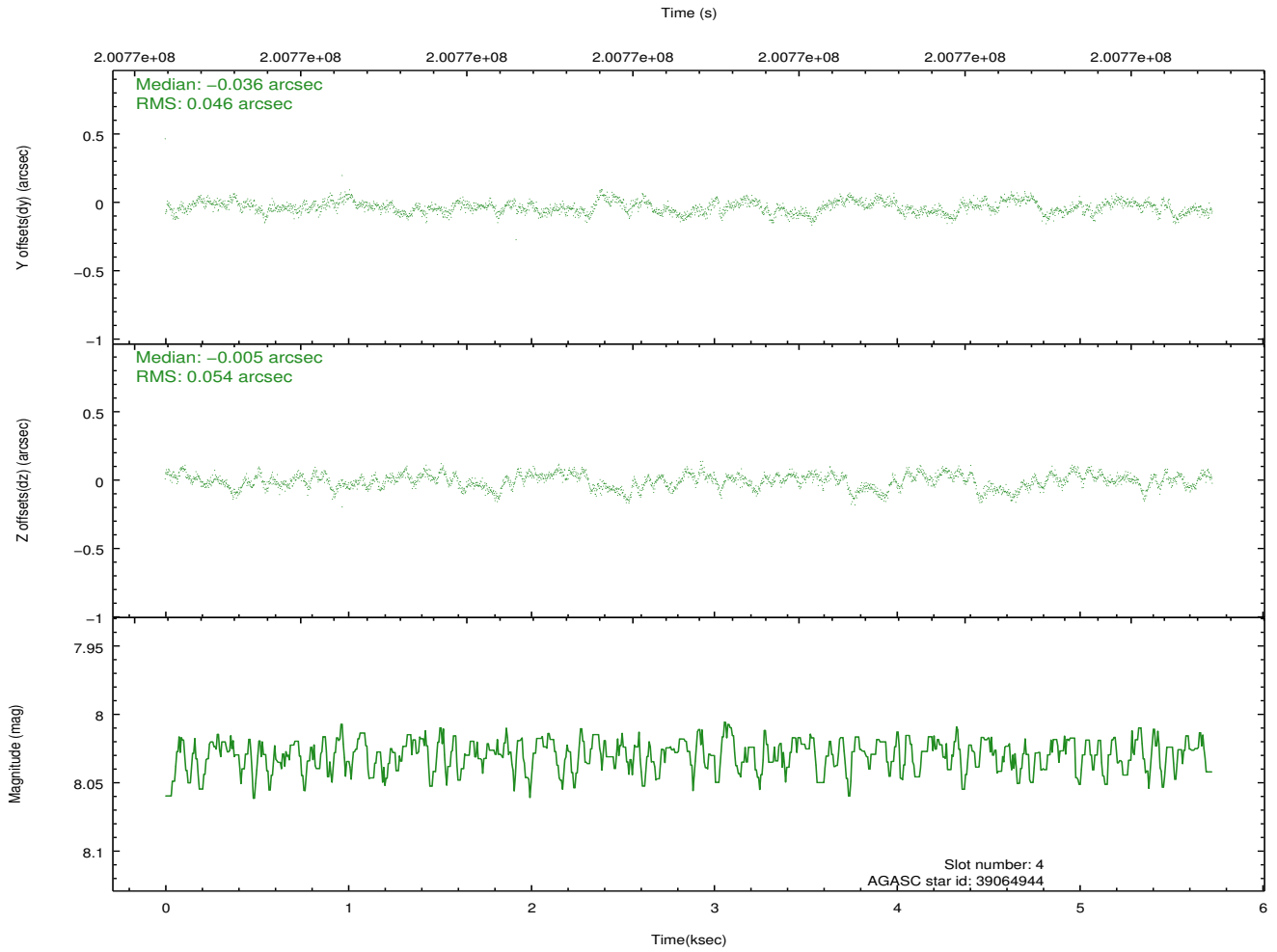
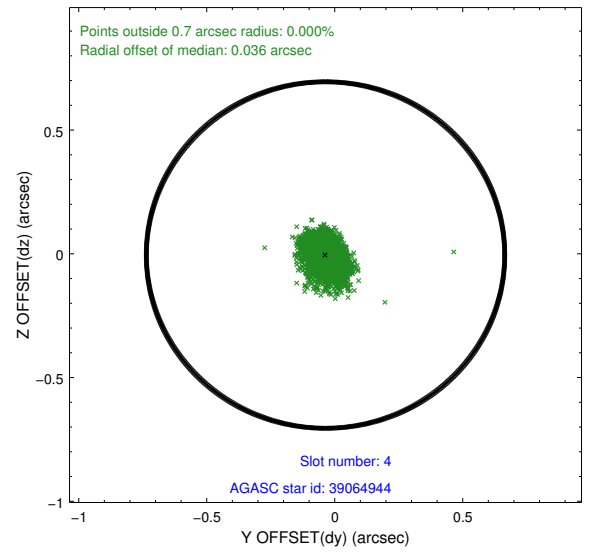
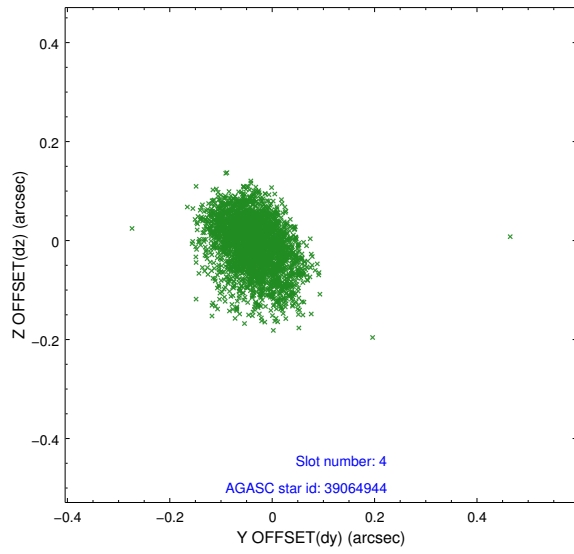
slot	status	id	mag	n_pts	med_dy	med_dz	dr1	dr2	ra	dec	mean_y	mean_z
0	FID	ACIS-S-2	7.10	1397	-0.036	-0.031	0.007	0.011	0.000000	0.000000	-759.95	-1730.56
1	FID	ACIS-S-4	7.20	1397	0.073	0.026	0.005	0.010	0.000000	0.000000	2152.95	176.93
2	FID	ACIS-S-5	7.23	1397	-0.068	0.014	0.006	0.010	0.000000	0.000000	-1811.50	171.74
3	GUIDE	39064152	6.98	2794	-0.093	0.050	0.065	0.114	196.185427	0.295130	-2027.96	1505.91
4	GUIDE	39064944	8.03	2793	-0.036	-0.005	0.074	0.119	195.513486	0.405733	-1147.26	-780.92
5	GUIDE	649726696	10.78	2786	0.104	0.023	0.221	0.383	195.485285	-0.658399	2207.85	1071.23
6	GUIDE	649727328	9.55	2790	0.027	-0.072	0.097	0.159	196.126364	-0.100666	-691.36	2044.67
7	OMITTED		0.00	0	0.000	0.000	0.000	0.000	0.000000	0.000000	0.00	0.00

2.4 Star Slots

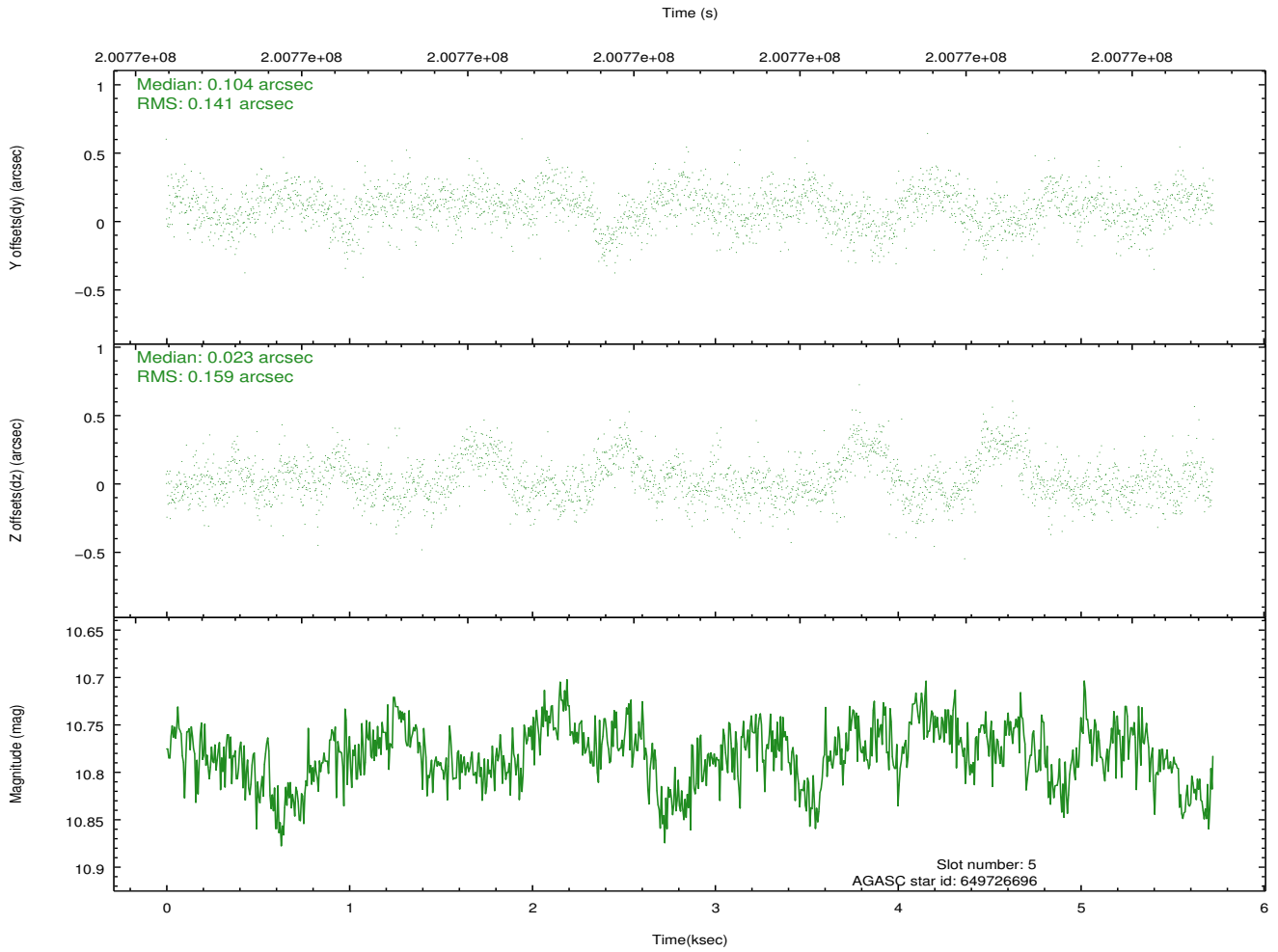
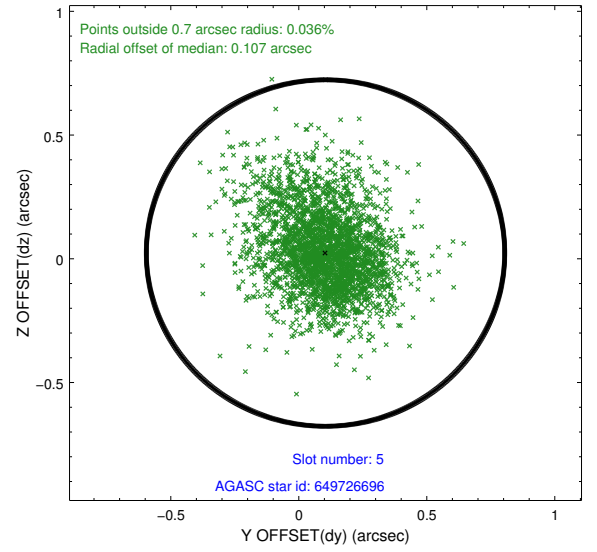
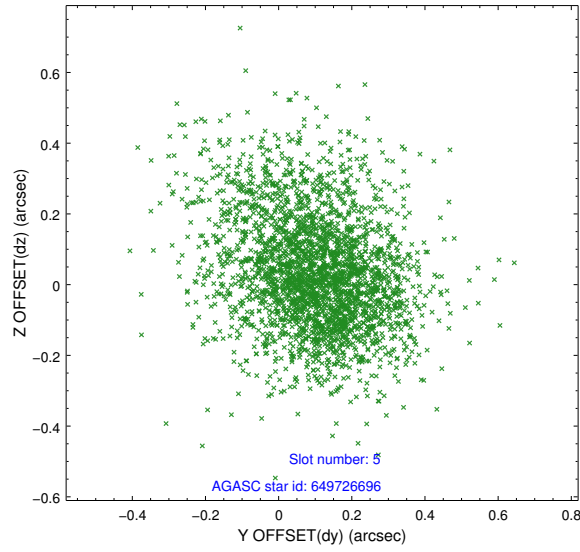
2.4.1 Slot 3



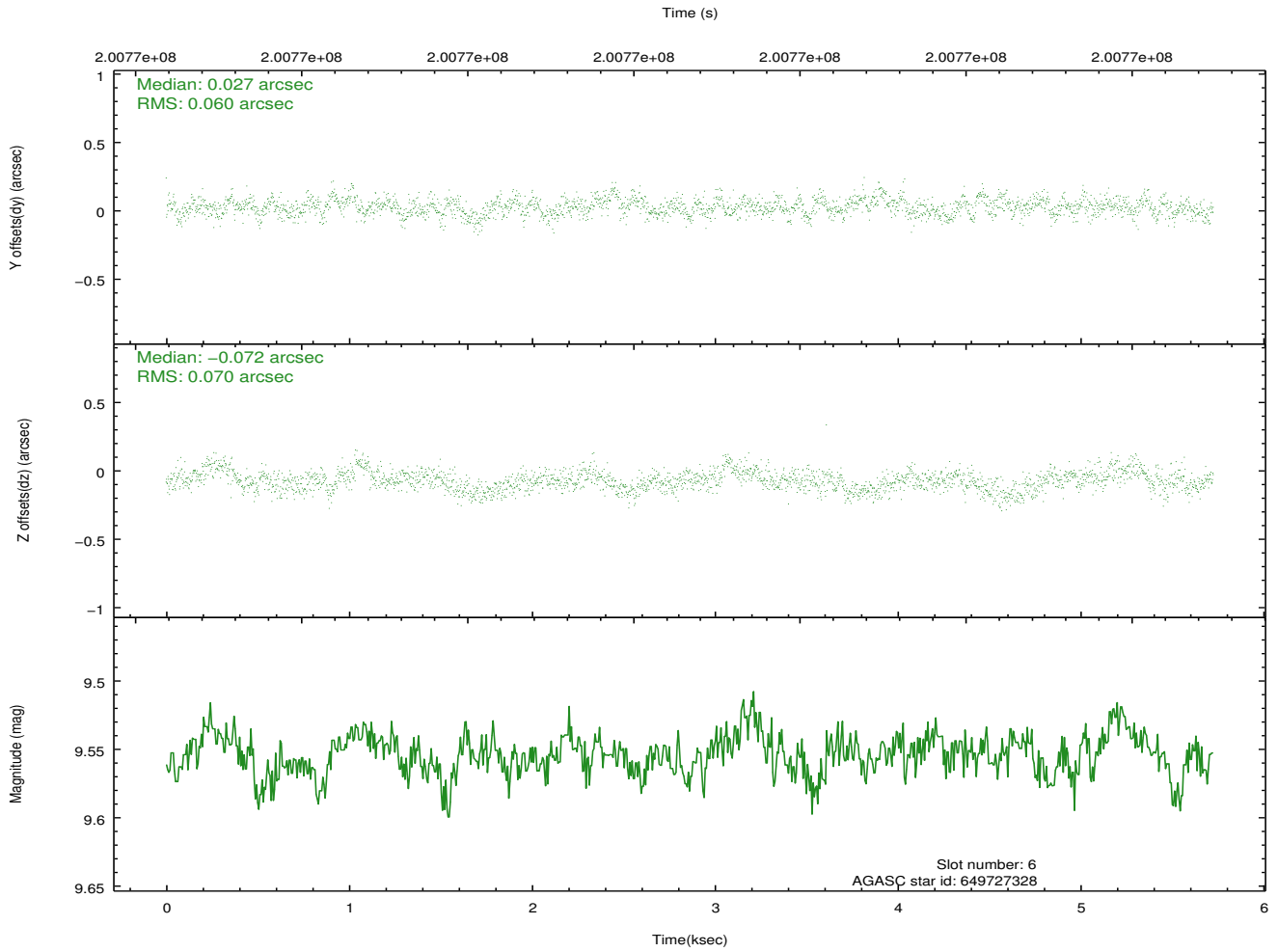
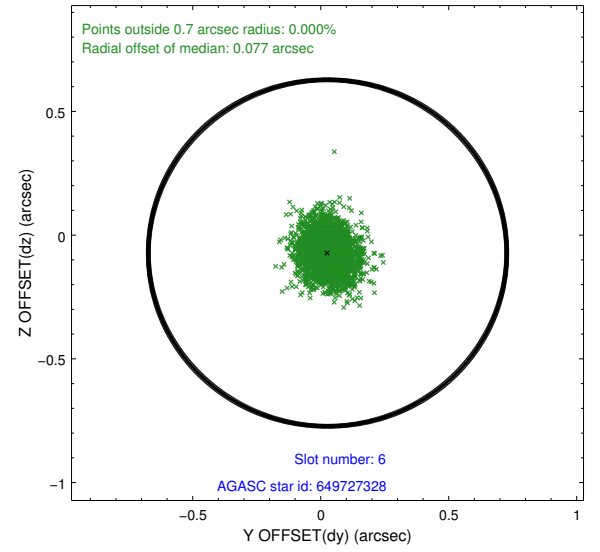
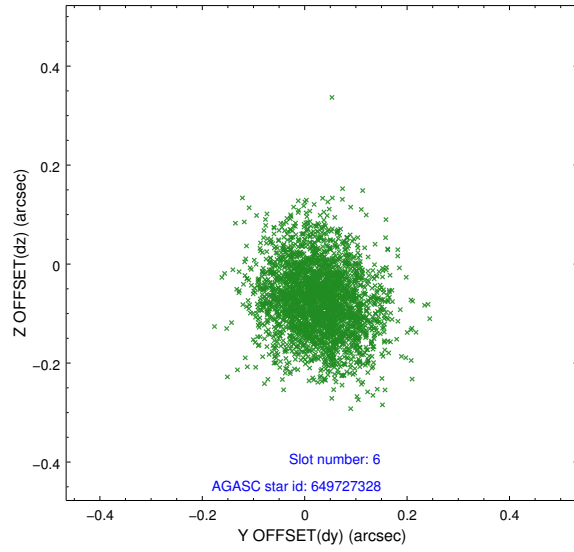
2.4.2 Slot 4



2.4.3 Slot 5

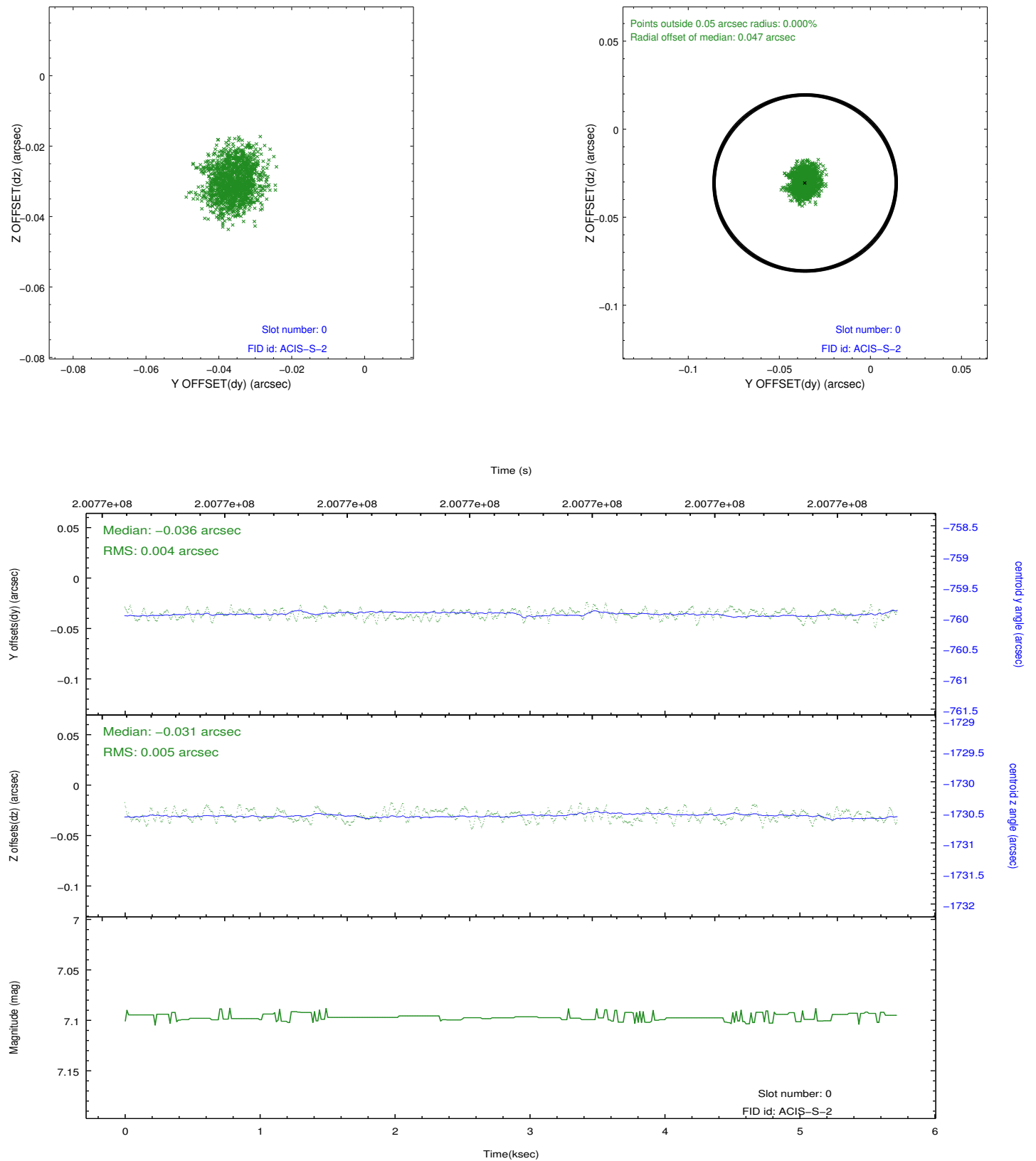


2.4.4 Slot 6

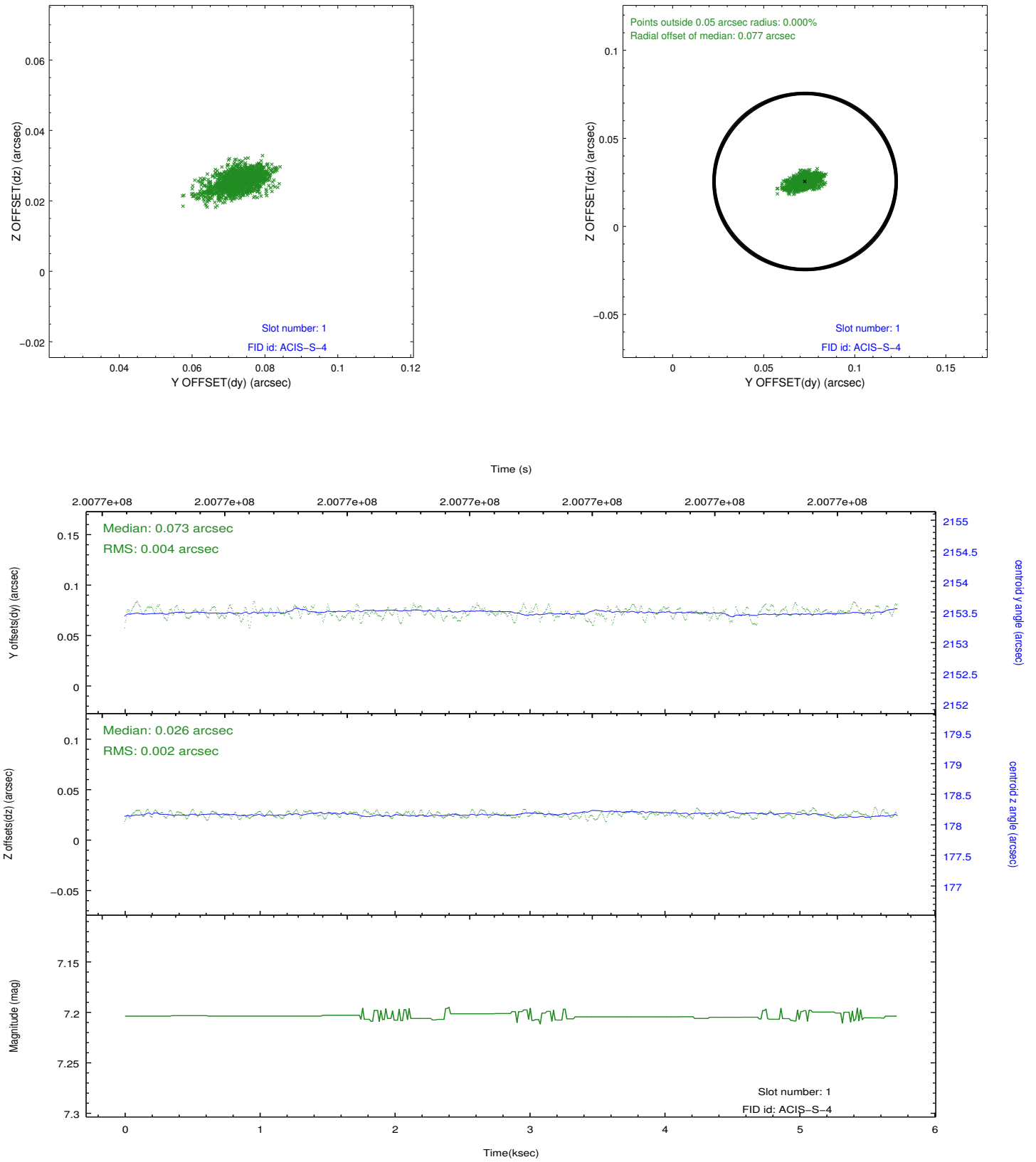


2.5 FID Slots

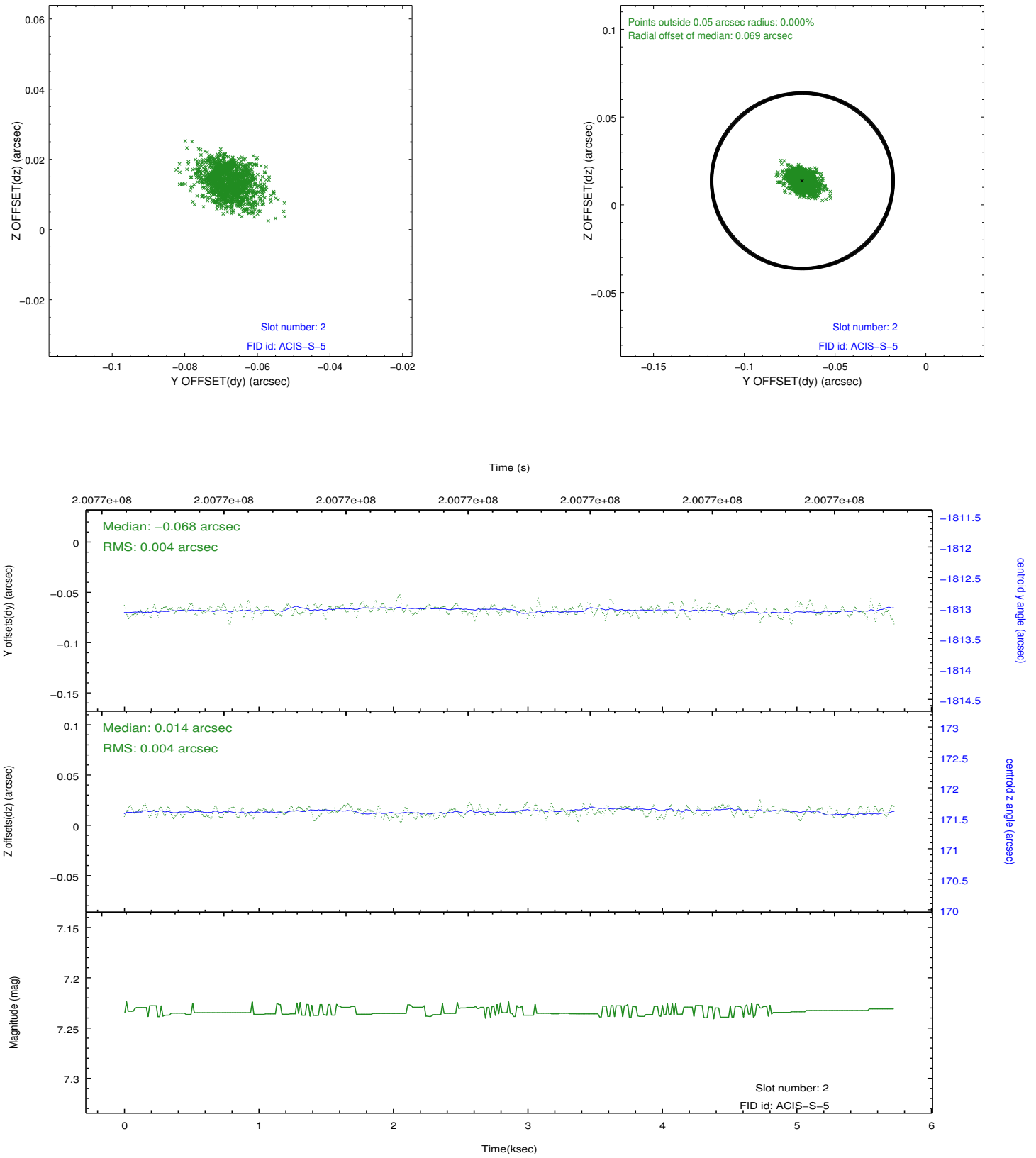
2.5.1 Slot 0



2.5.2 Slot 1



2.5.3 Slot 2



A Summary

A.1 Status

V&V Scientist	Beth Sundheim
V&V Date (YYYY-MM-DD)	2013.01.22
V&V Edition	1
V&V Disposition and Status	OK
V&V Charge Time	4.963

A.2 Comments

The guide star in slot 7 was removed from the aspect solution due to poor data quality. The aspect solution is improved by the removal of this star from the solution.