

V&V Reference Report

L2 ASCDS Version : 7.6.10

Observation 352 - L2 Version 001
Chandra X-Ray Center


L2 Processing Date : Jun 1 2007

Contents

1	Front	2
2	OBI	3
2.1	OBI	3
2.1.1	Images	3
2.1.2	Parameters	4
2.1.3	Events	4
2.2	Compared Parameters	5
2.3	Aspect	6
2.4	Star Slots	9
2.4.1	Slot 3	9
2.4.2	Slot 4	10
2.4.3	Slot 5	11
2.4.4	Slot 6	12
2.4.5	Slot 7	13
2.5	FID Slots	14
2.5.1	Slot 0	14
2.5.2	Slot 1	15
2.5.3	Slot 2	16
3	Point Sources	17
A	Summary	18
A.1	Status	18
A.2	Comments	18

1 Front


seq_num	700024
obs_id	352
title	STUDIES OF RADIO JETS AND THE NARROW LINE REGIONS
observer	Professor Andrew Wilson
object	M87
dtcycle	0
cycle	P
ra_targ	187.705833
dec_targ	12.391111
ra_nom	187.70161384166
dec_nom	12.382060313178
roll_nom	256.0196781059
revision	4
ontime	38160.000035539
livetime	37676.795137896
ontime2	38160.000035539
ontime3	38160.000035539
ontime5	38160.000035539
ontime6	38160.000035539
ontime7	38160.000035539
ontime8	38160.000035539
l2events	2562913



2 OBI

2.1 OBI

2.1.1 Images



2.1.2 Parameters

obi_num	0
ascdsver	7.6.10
caldsver	3.4.0
date	2007-06-01T03:29:55
revision	4

sched_exp_time	38191.743000
ontime	38160.000035539
ontime2	38160.000035539
ontime3	38160.000035539
ontime5	38160.000035539
ontime6	38160.000035539
ontime7	38160.000035539
ontime8	38160.000035539
l1events	3826771

2.1.3 Events

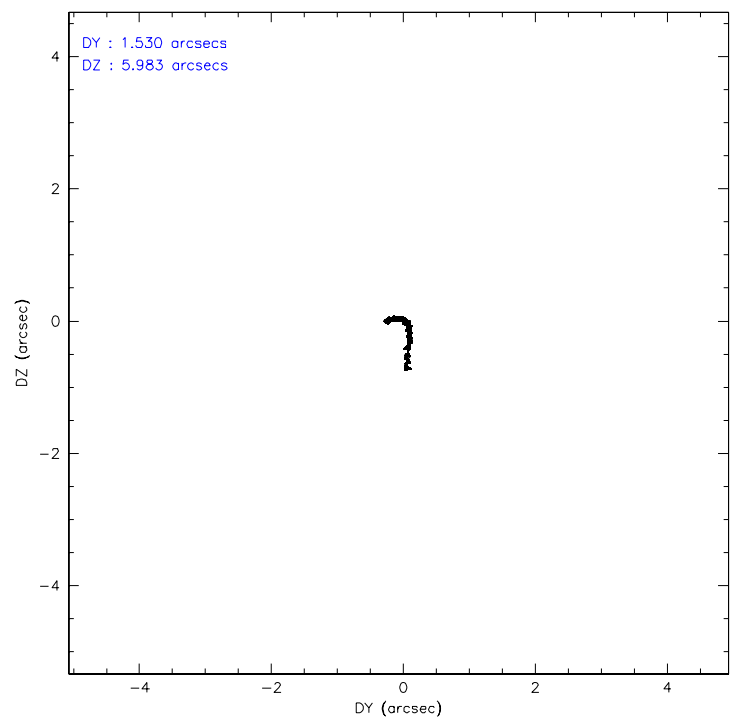
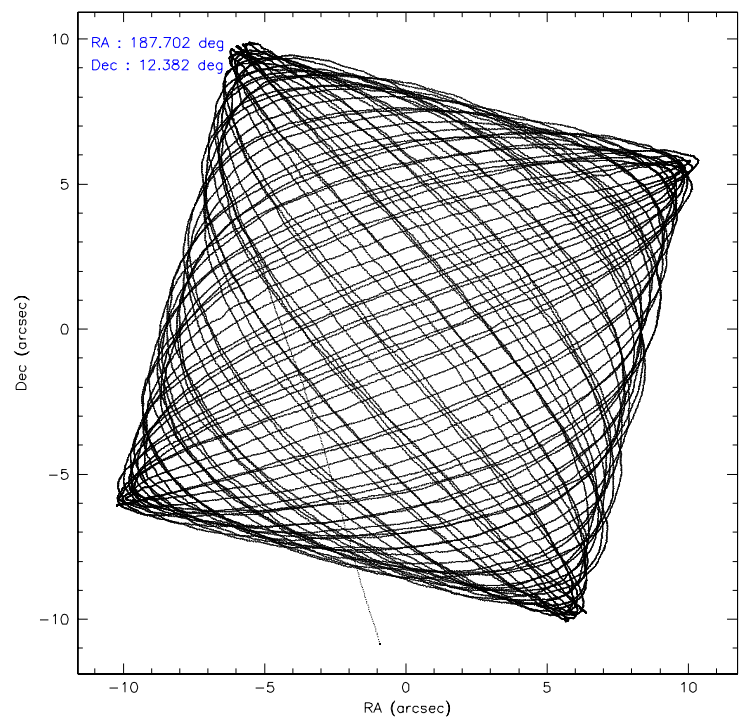
	ccd 2	ccd 3	ccd 5	ccd 6	ccd 7	ccd 8
level 1 events	297945	308552	413114	541148	1859860	406152
rejected events	202122	185756	161654	194393	180078	218808
rejected %	67%	60%	39%	35%	9%	53%

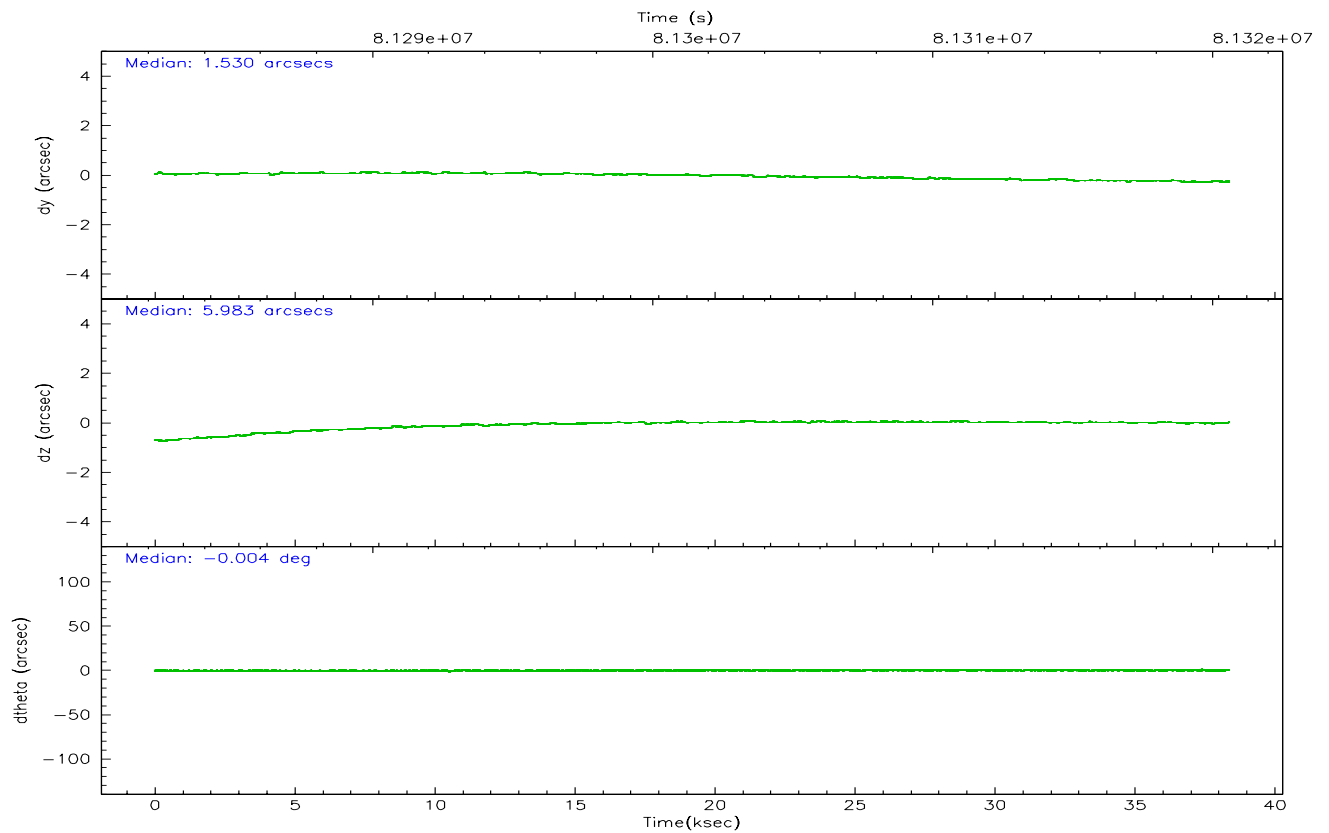
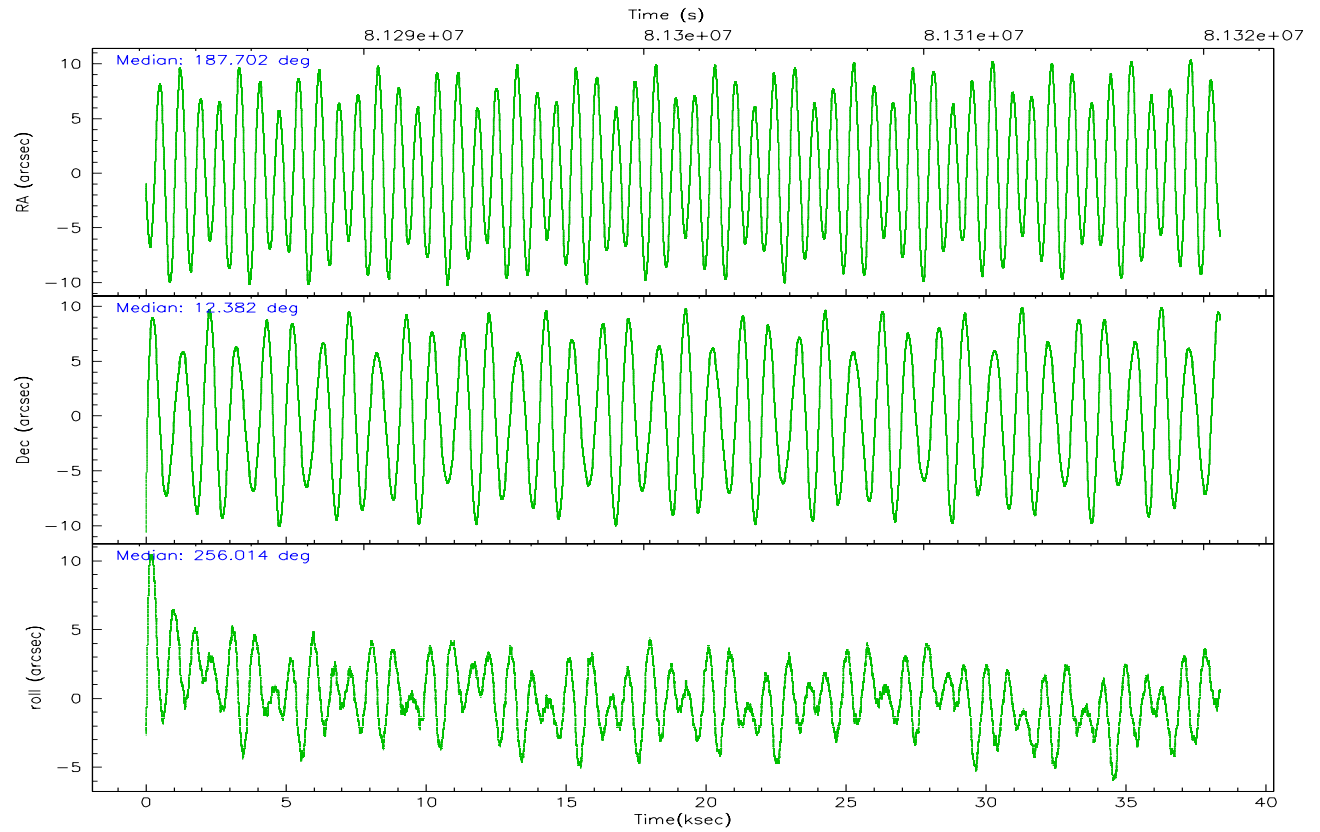
	ccd 2	ccd 3	ccd 5	ccd 6	ccd 7	ccd 8
grade 0 events	68561	91790	62524	280463	504507	127243
	23%	29%	15%	51%	27%	31%
grade 1 events	243	320	277	720	1649	365
	0%	0%	0%	0%	0%	0%
grade 2 events	13716	15634	78047	36726	458807	25197
	4%	5%	18%	6%	24%	6%
grade 3 events	3918	4495	11431	9522	183765	9192
	1%	1%	2%	1%	9%	2%
grade 4 events	3783	4418	11091	9603	179207	8613
	1%	1%	2%	1%	9%	2%
grade 5 events	6350	6925	15160	8115	30316	10261
	2%	2%	3%	1%	1%	2%
grade 6 events	5860	6484	88406	10496	353736	17140
	1%	2%	21%	1%	19%	4%
grade 7 events	195514	178486	146178	185503	147873	208141
	65%	57%	35%	34%	7%	51%

2.2 Compared Parameters

Parameter	Planned	Actual	Parameter	Planned	Actual
Instrument	ACIS	ACIS	Obspar format version number	6	6
Detector	ACIS-235678	ACIS-235678	Obspar file type	PREDICTED	ACTUAL
Grating	NONE	NONE	Obspar update status	NONE	UPDATED
Data mode	GRADED	GRADED	Number of optional ACIS chips dropped	0	0
Observation mode	POINTING	POINTING	On-chip summing requested	N	N
Pointing RA	187.693734	187.7016138416595	Subarray requested	NONE	NONE
Pointing Dec	12.408355	12.38206031317783	Alternating exposures requested	N	N
Pointing Roll	255.864749	256.0196781059015	Primary exposure time	3.200000	3.2
SIM focus pos (mm)	-0.684267	-0.6828225247311905			
SIM defocus (mm)	0	0.001444936568705701			
SIM translation stage pos (mm)	-190.132523	-190.1425803651734			
SIM translation stage offset (mm)	0	0.01005778216563158			
Observation start time	81282412.184000	81281443.431701			
Observation start date	2000-07-29T18:25:48	2000-07-29T18:10:43			
Observation end time	81320604.184000	81320913.62066901			
Observation end date	2000-07-30T05:02:20	2000-07-30T05:08:33			
Read mode	TIMED	TIMED			

2.3 Aspect



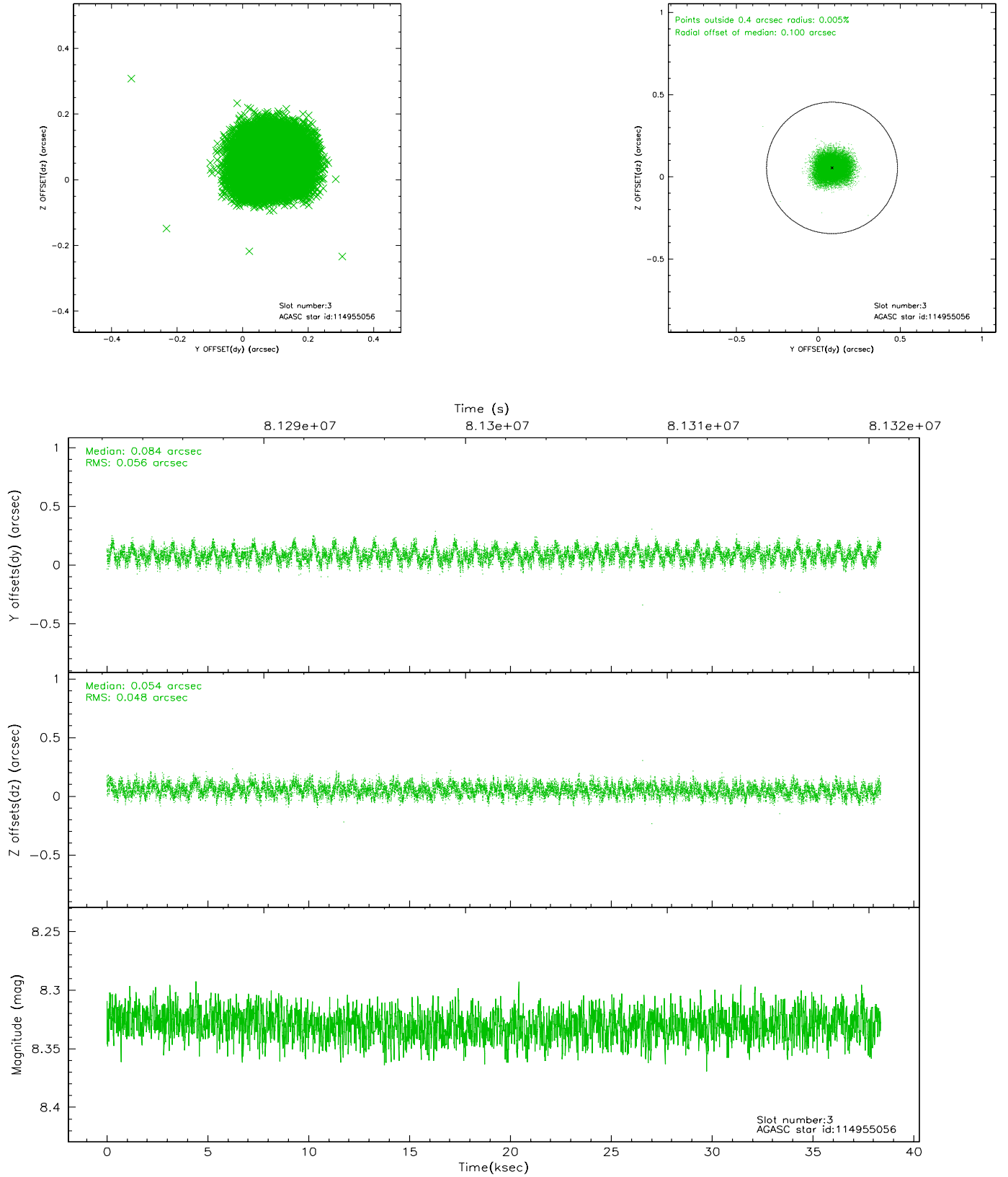


Slot Statistics

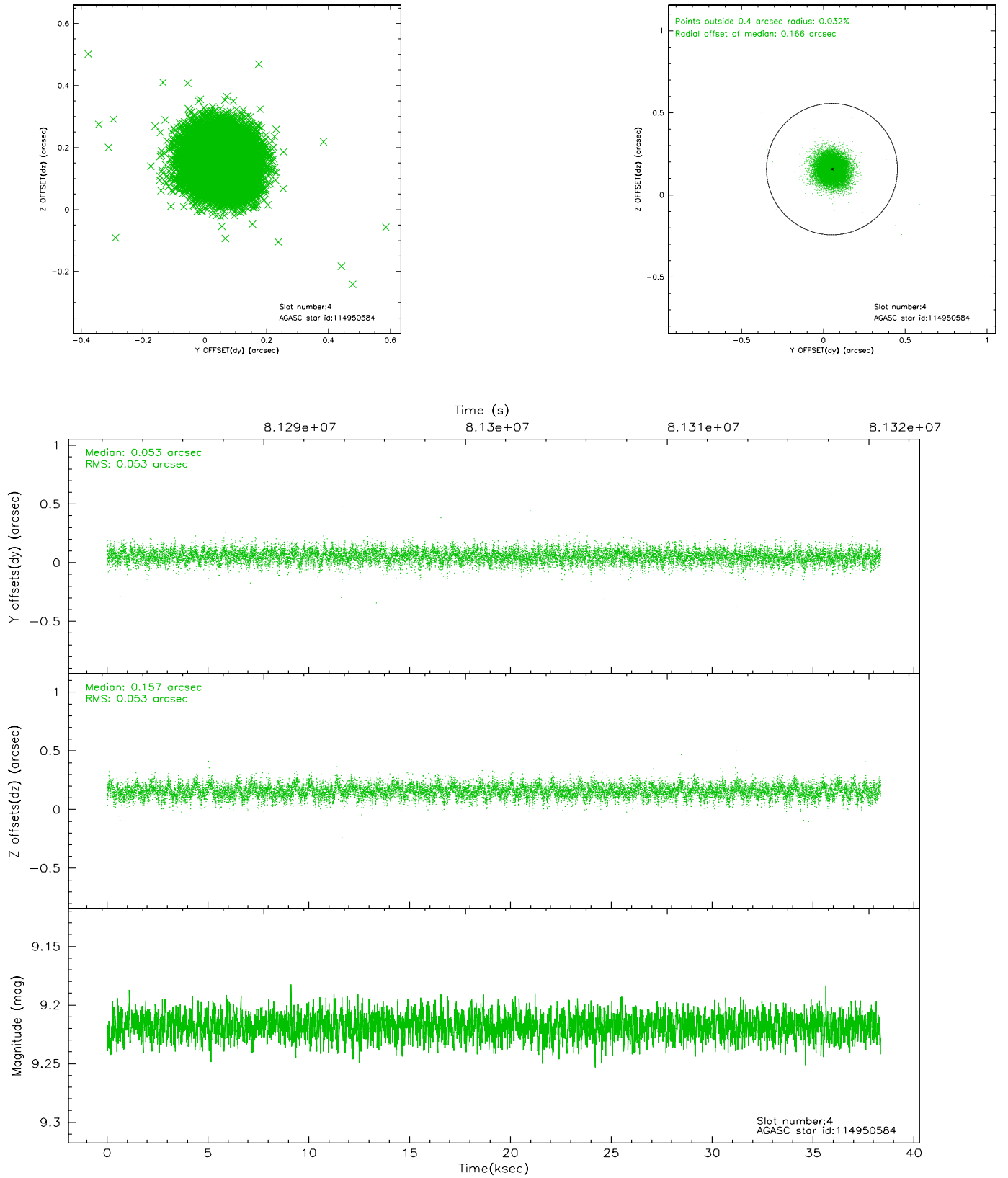
slot	status	id	mag	n_pts	med_dy	med_dz	dr1	dr2	ra	dec	mean_y	mean_z
0	FID	ACIS-S-2	7.11	9356	-0.025	0.034	0.007	0.013	0.000000	0.000000	-754.10	-1726.94
1	FID	ACIS-S-4	7.21	9357	-0.061	0.003	0.006	0.012	0.000000	0.000000	2159.11	181.51
2	FID	ACIS-S-5	7.23	9358	0.055	-0.028	0.007	0.012	0.000000	0.000000	-1806.85	175.15
3	GUIDE	114955056	8.33	18714	0.084	0.054	0.080	0.125	187.914001	12.127854	790.70	997.82
4	GUIDE	114950584	9.22	18707	0.053	0.157	0.079	0.128	187.487323	11.827248	2207.22	-194.72
5	GUIDE	114952424	9.33	18706	0.168	0.044	0.077	0.125	187.477948	11.953762	1773.74	-337.91
6	GUIDE	115348424	9.49	18708	-0.264	-0.159	0.144	0.217	187.199498	13.087929	-1949.67	-2279.50
7	GUIDE	114952792	9.49	18702	-0.039	-0.094	0.114	0.181	187.070263	12.344747	756.25	-2071.74

2.4 Star Slots

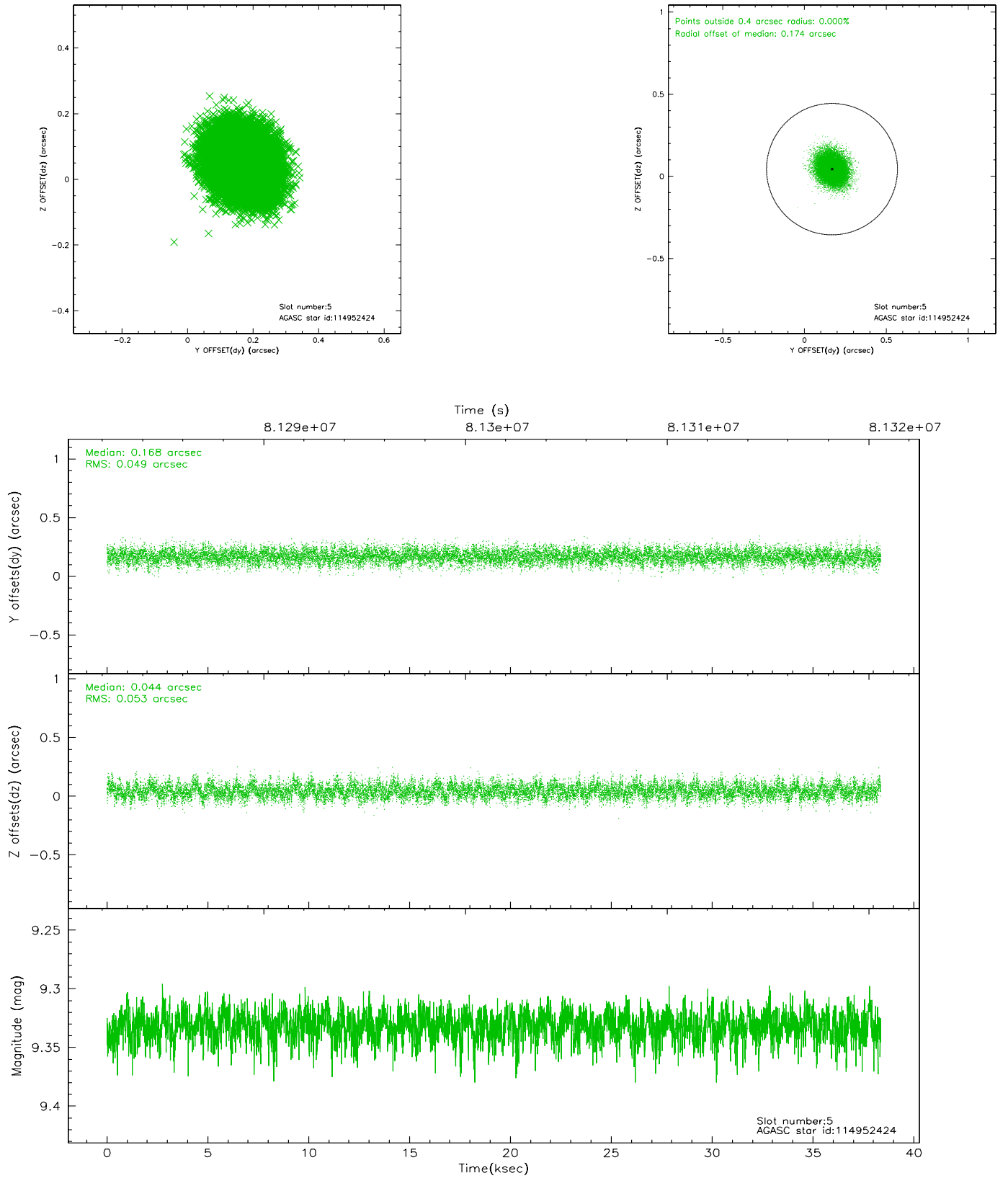
2.4.1 Slot 3



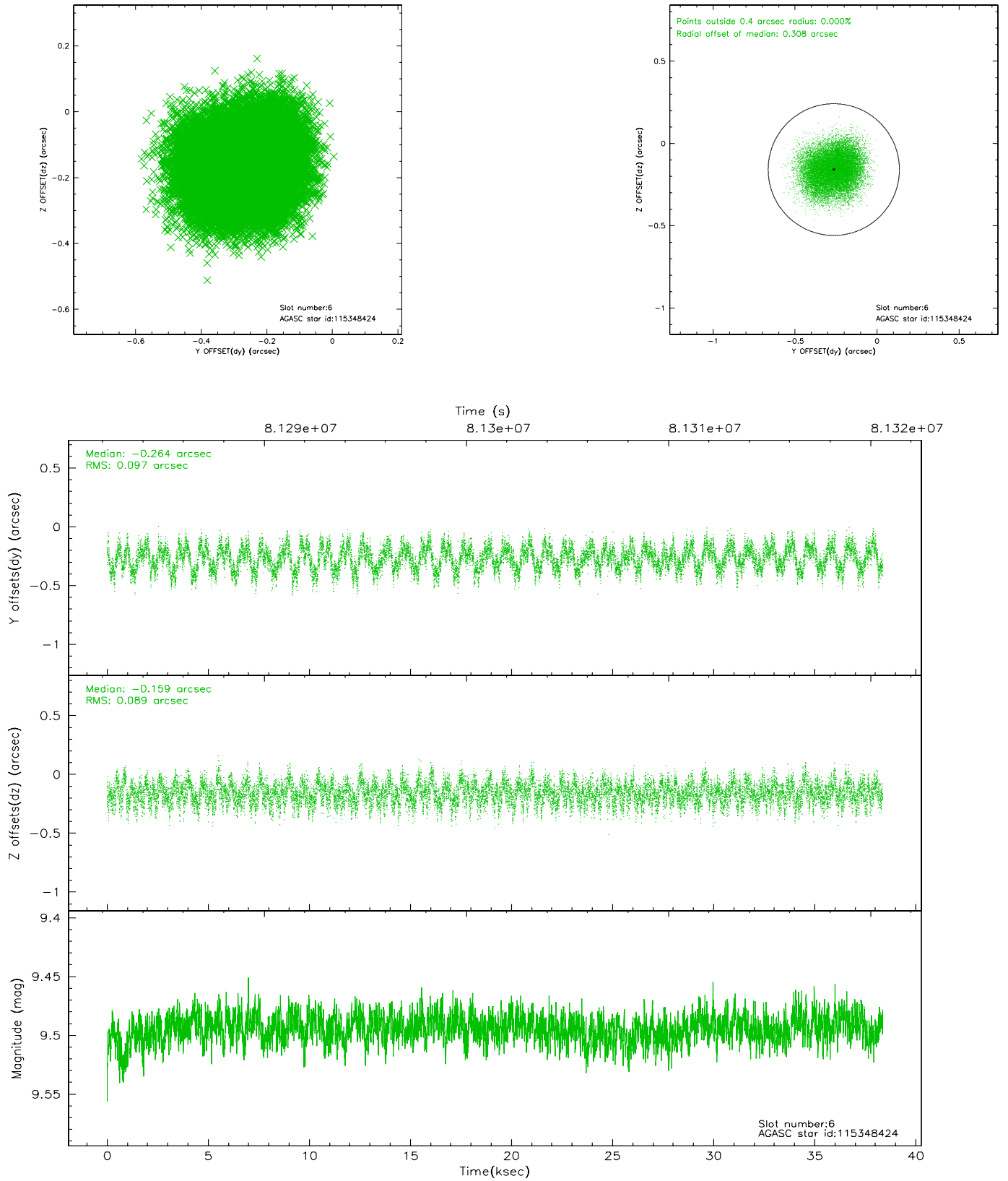
2.4.2 Slot 4



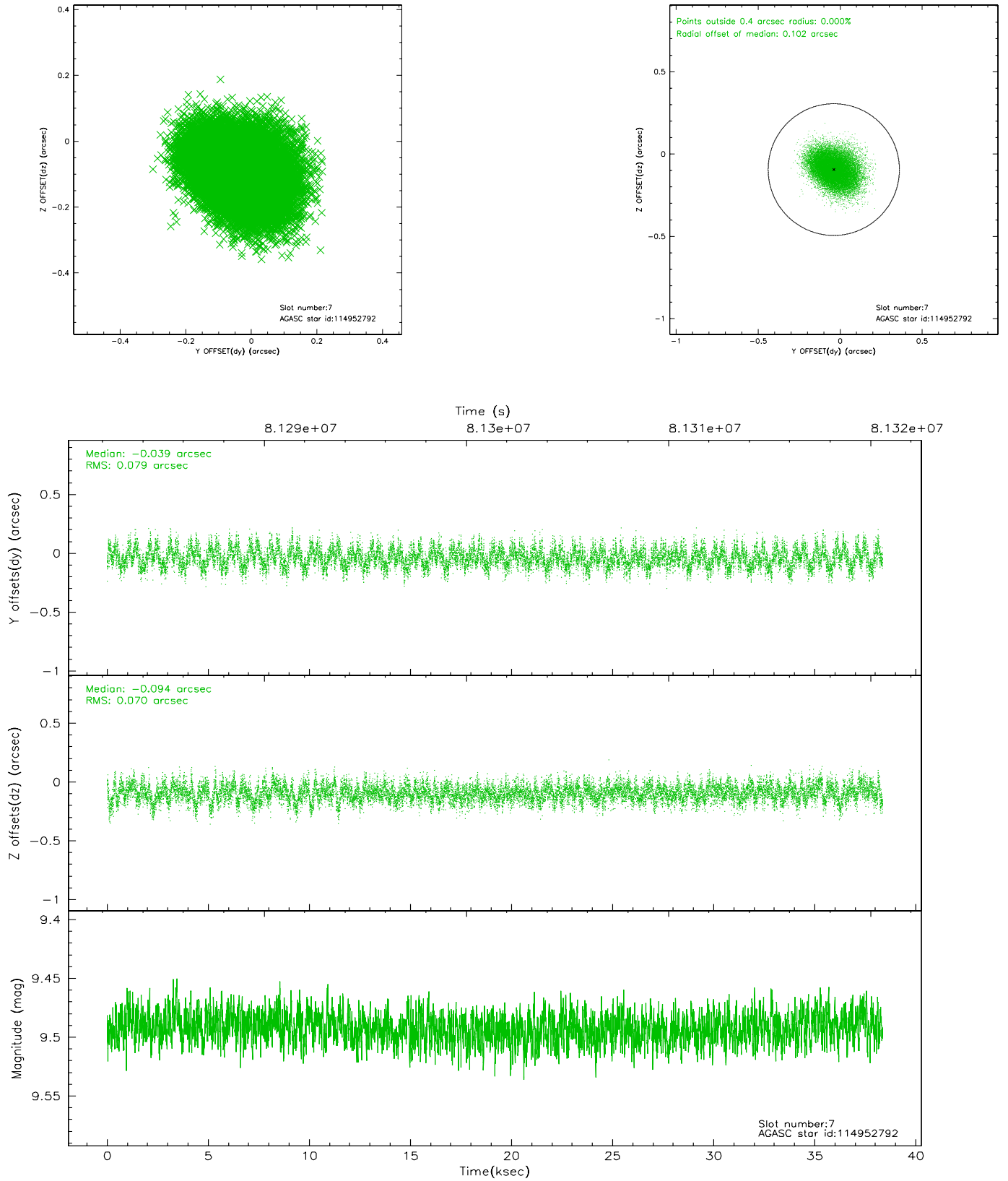
2.4.3 Slot 5



2.4.4 Slot 6

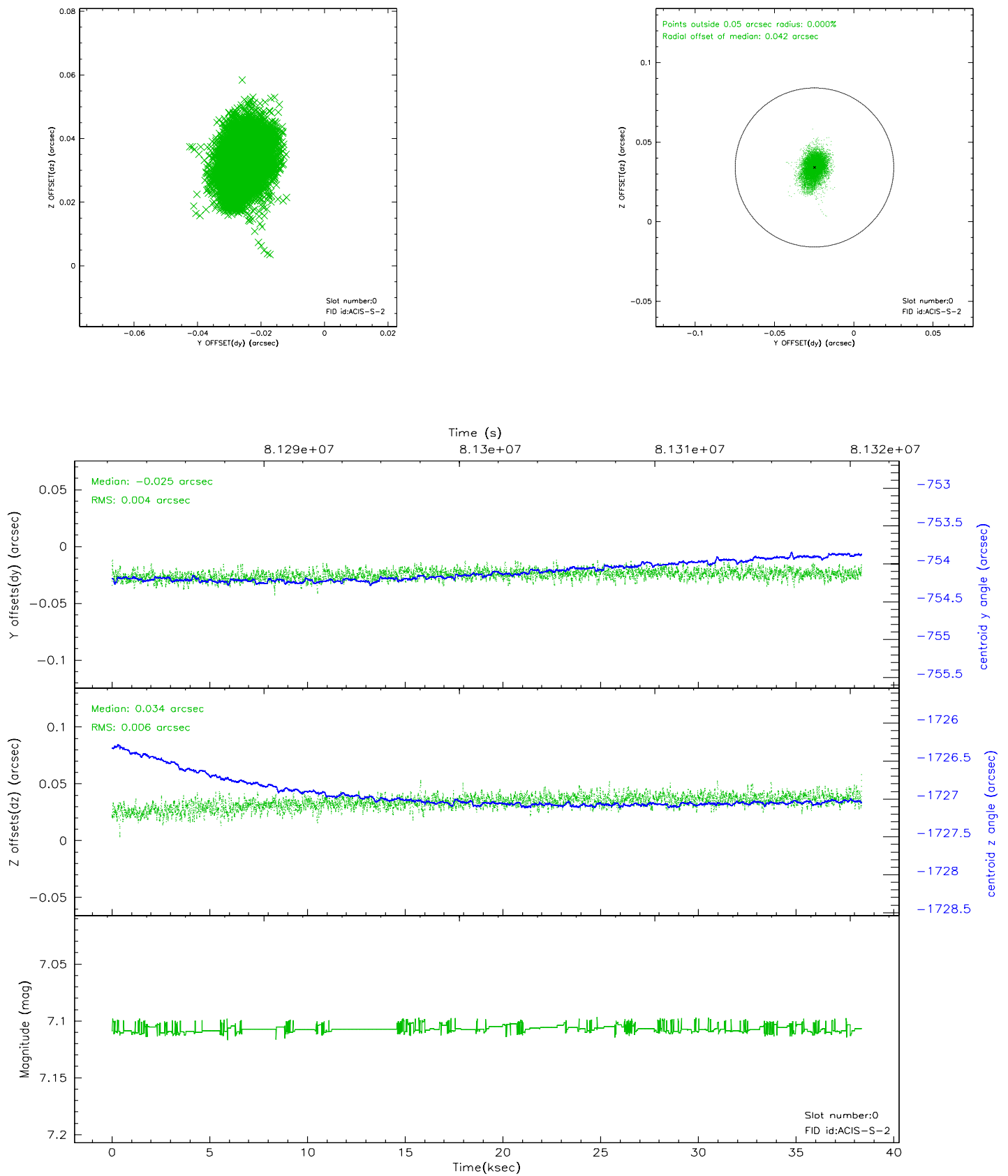


2.4.5 Slot 7

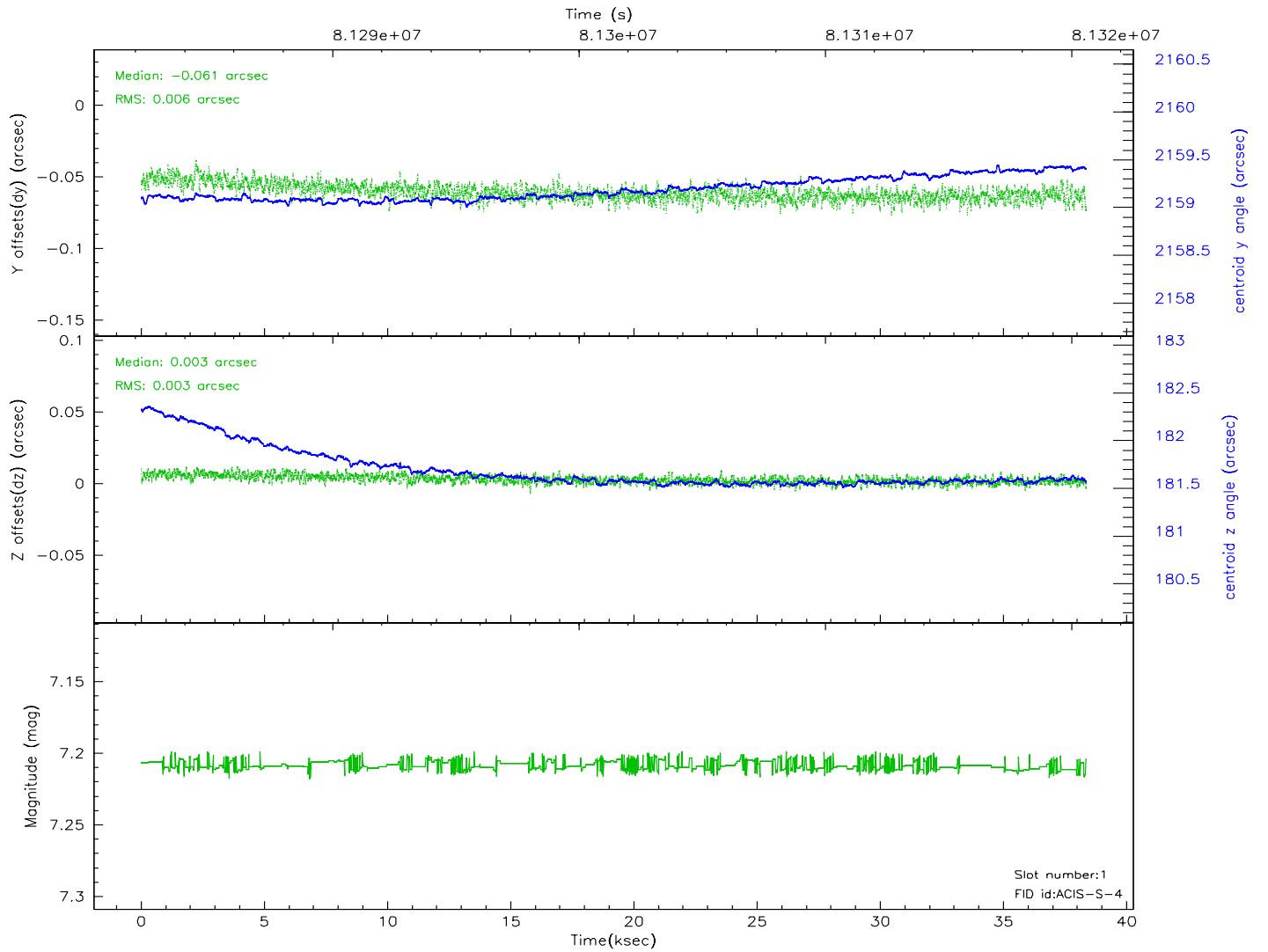
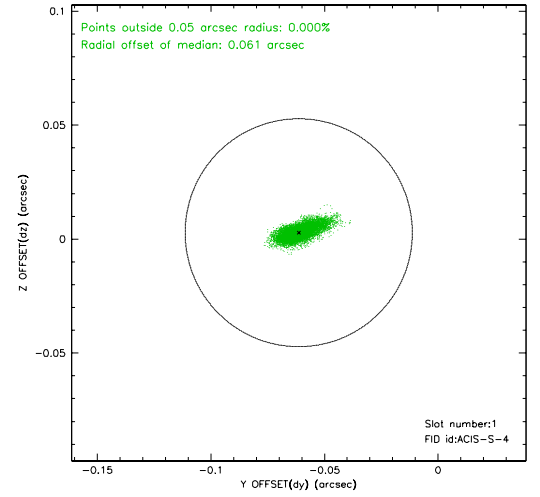
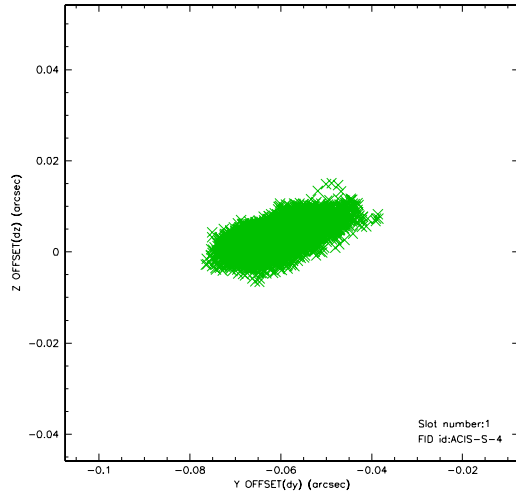


2.5 FID Slots

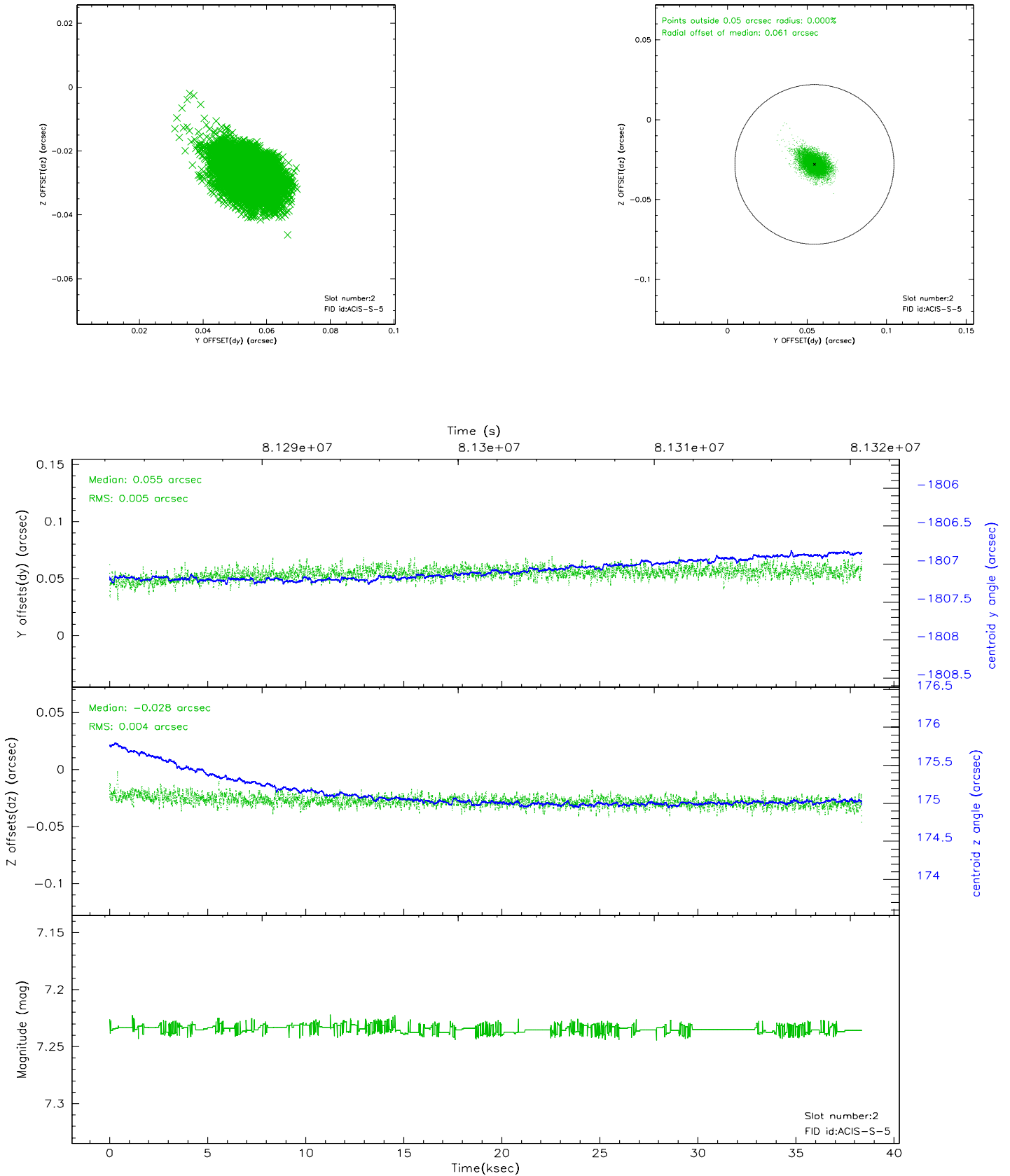
2.5.1 Slot 0




2.5.2 Slot 1



2.5.3 Slot 2



3 Point Sources



A Summary

A.1 Status

V&V Scientist	Beth Sundheim
V&V Date (YYYY-MM-DD)	2007.06.04
V&V Edition	1
V&V Disposition and Status	OK
V&V Charge Time	38.163

A.2 Comments