

V&V Reference Report

L2 ASCDS Version : 7.6.10

Observation 601 - L2 Version 001
Chandra X-Ray Center


L2 Processing Date : Jun 22 2007

Contents

1	Front	2
2	OBI	3
2.1	OBI	3
2.1.1	Images	3
2.1.2	Bias	3
2.1.3	Parameters	4
2.1.4	Events	4
2.2	Compared Parameters	5
2.3	Aspect	6
2.4	Star Slots	9
2.4.1	Slot 3	9
2.4.2	Slot 4	10
2.4.3	Slot 5	11
2.4.4	Slot 6	12
2.5	FID Slots	13
2.5.1	Slot 0	13
2.5.2	Slot 1	14
2.5.3	Slot 2	15
3	Gratings	16
3.1	HEG Arm	16
3.2	MEG Arm	18
A	Summary	20
A.1	Status	20
A.2	Comments	20

1 Front


seq_num	200076
obs_id	601
title	HIGH-RESOLUTION SPECTROSCOPY OF ACTIVE COOL STARS
observer	Prof. Claude Canizares
object	TY PYX (HD77137)
dtcycle	0
cycle	P
ra_targ	134.927917
dec_targ	-27.816306
ra_nom	134.93811649189
dec_nom	-27.812379803248
roll_nom	33.851115257619
revision	2
ontime	49753.600046337
livetime	49123.590004529
ontime4	49753.600046337
ontime5	49753.600046337
ontime6	49753.600046337
ontime7	49753.600046337
ontime8	49750.359086096
ontime9	49753.600046337
l2events	469646




2 OBI

2.1 OBI

2.1.1 Images



2.1.2 Bias



2.1.3 Parameters

obi_num	0
ascdsver	7.6.10
caldsver	3.4.0
date	2007-06-22T09:50:56
revision	2

sched_exp_time	50000.000000
ontime	49753.600046337
ontime4	49753.600046337
ontime5	49753.600046337
ontime6	49753.600046337
ontime7	49753.600046337
ontime8	49750.359086096
ontime9	49753.600046337
l1events	2120160

2.1.4 Events

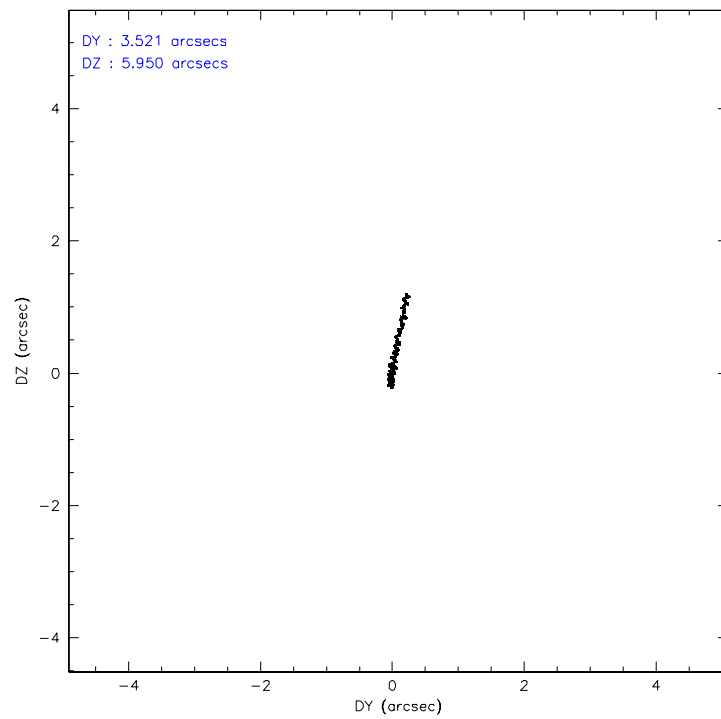
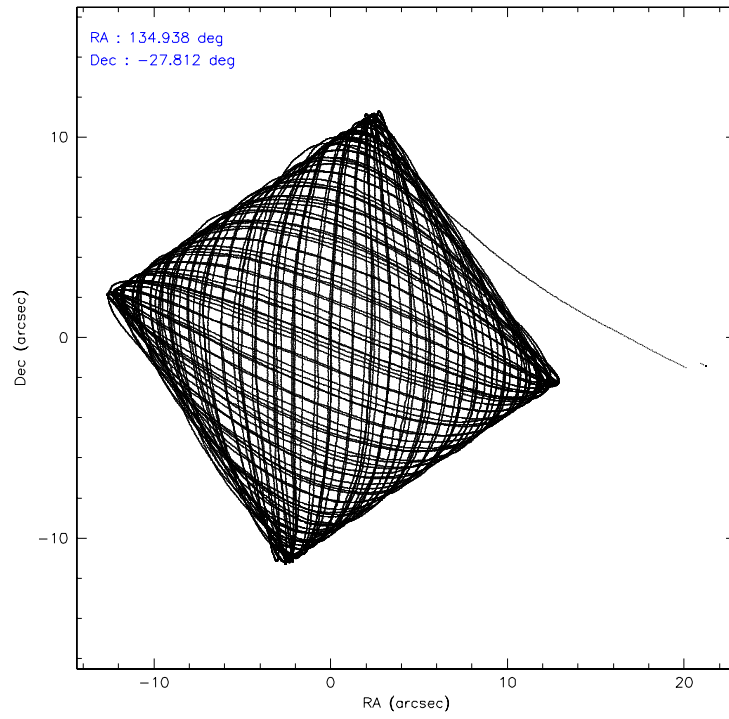
	ccd 4	ccd 5	ccd 6	ccd 7	ccd 8	ccd 9
level 1 events	325728	427799	299522	388246	383389	295476
rejected events	290604	226715	258080	223420	303278	260196
rejected %	89%	52%	86%	57%	79%	88%

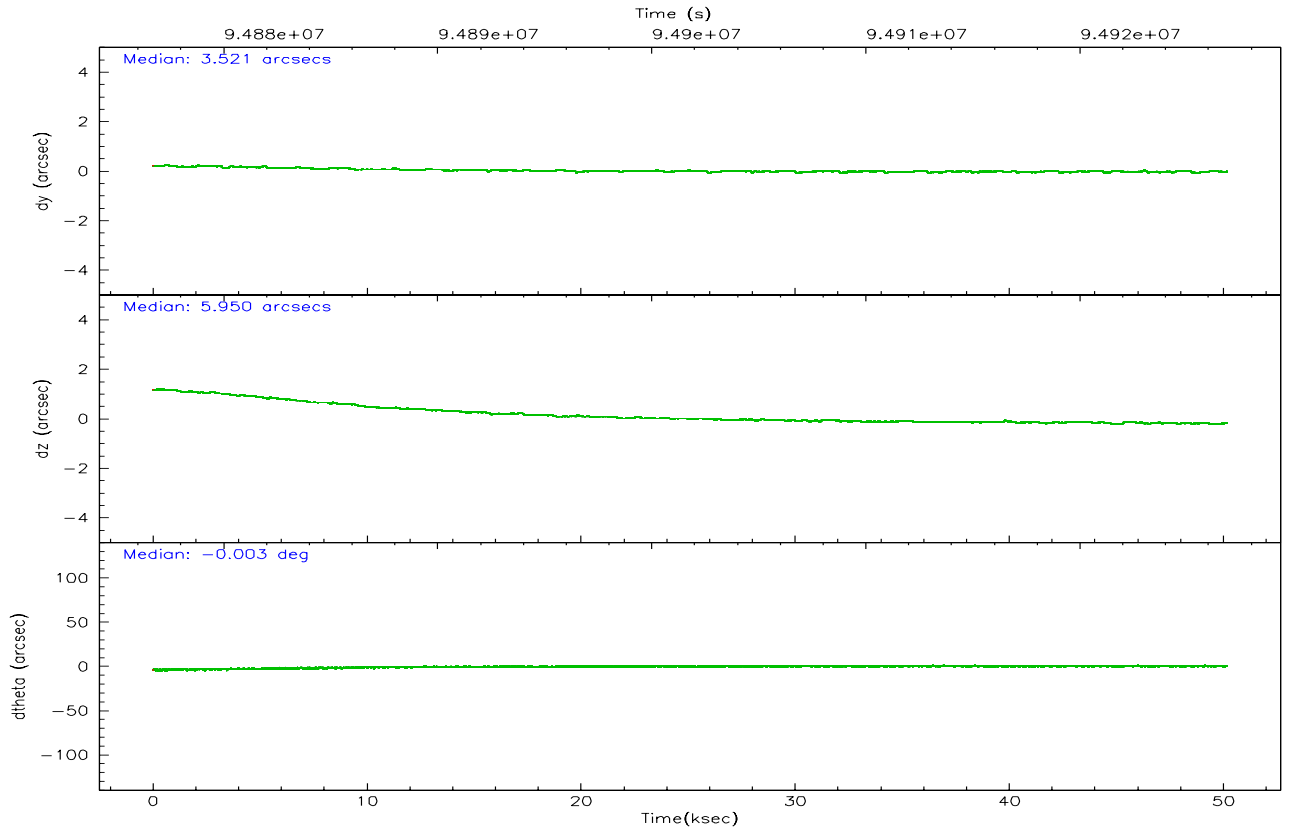
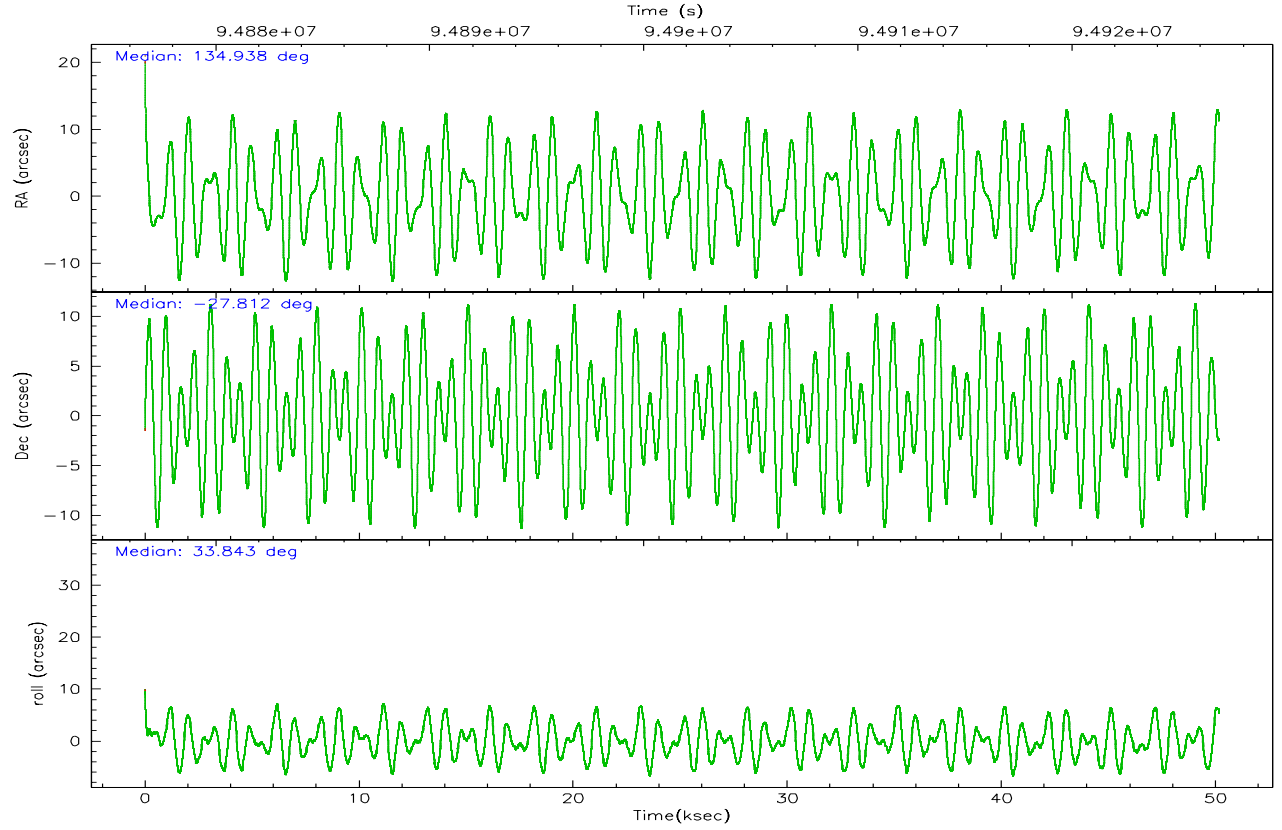
	ccd 4	ccd 5	ccd 6	ccd 7	ccd 8	ccd 9
grade 0 events	14496	29715	20178	16559	28491	14618
	4%	6%	6%	4%	7%	4%
grade 1 events	166	495	166	567	225	129
	0%	0%	0%	0%	0%	0%
grade 2 events	8260	58917	7400	32697	16518	7088
	2%	13%	2%	8%	4%	2%
grade 3 events	3233	7892	3608	15318	8256	3440
	0%	1%	1%	3%	2%	1%
grade 4 events	3067	7763	3447	14996	7546	3274
	0%	1%	1%	3%	1%	1%
grade 5 events	10443	31605	12416	37108	15704	12558
	3%	7%	4%	9%	4%	4%
grade 6 events	6070	96834	6814	85277	19304	6863
	1%	22%	2%	21%	5%	2%
grade 7 events	279993	194578	245493	185724	287345	247506
	85%	45%	81%	47%	74%	83%

2.2 Compared Parameters

Parameter	Planned	Actual	Parameter	Planned	Actual
Instrument	ACIS	ACIS	Obspar format version number	6	6
Detector	ACIS-456789	ACIS-456789	Obspar file type	PREDICTED	ACTUAL
Grating	HETG	HETG	Obspar update status	NONE	UPDATED
Data mode	FAINT	FAINT	Number of optional ACIS chips dropped	0	0
Observation mode	POINTING	POINTING	On-chip summing requested	N	N
Pointing RA	134.924725	134.9381164918944	Subarray requested	NONE	NONE
Pointing Dec	-27.837014	-27.81237980324764	Alternating exposures requested	N	N
Pointing Roll	33.688237	33.85111525761928	Primary exposure time	0.000000	3.2
SIM focus pos (mm)	-0.684267	-0.6828225247311905			
SIM defocus (mm)	0	0.001444936568705701			
SIM translation stage pos (mm)	-187.132523	-187.1254020033014			
SIM translation stage offset (mm)	-3	-3.007120579706367			
Phase constraints	Y	Y			
Phase period	3.198584	3.198584			
Phase epoch	49945.333889	49945.333889			
Phase start	0.910000	0.910000			
Phase end	0.090000	0.090000			
Phase start error	0.020000	0.020000			
Phase end error	0.020000	0.020000			
Observation start time	94876872.184000	94875932.84572899			
Observation start date	2001-01-03T02:40:08	2001-01-03T02:25:32			
Observation end time	94926872.184000	94927569.785208			
Observation end date	2001-01-03T16:33:28	2001-01-03T16:46:09			
Read mode	TIMED	TIMED			

2.3 Aspect



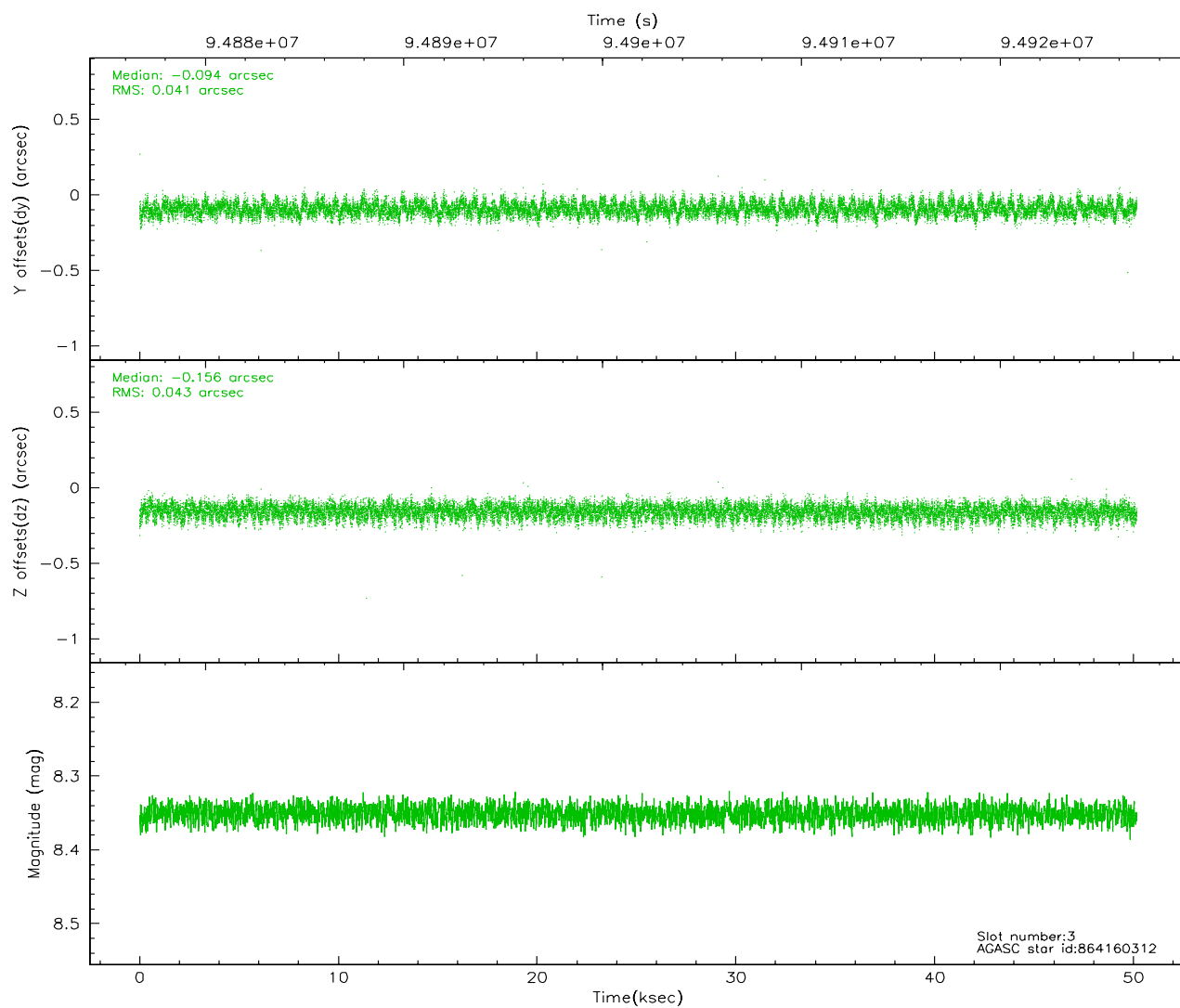
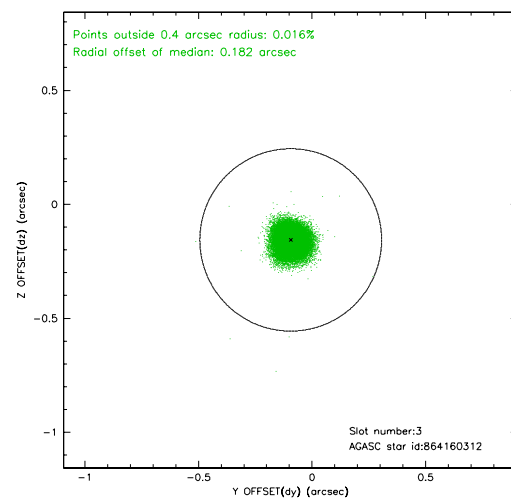
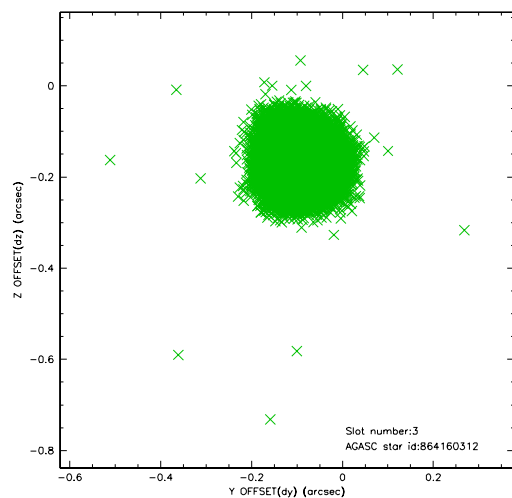


Slot Statistics

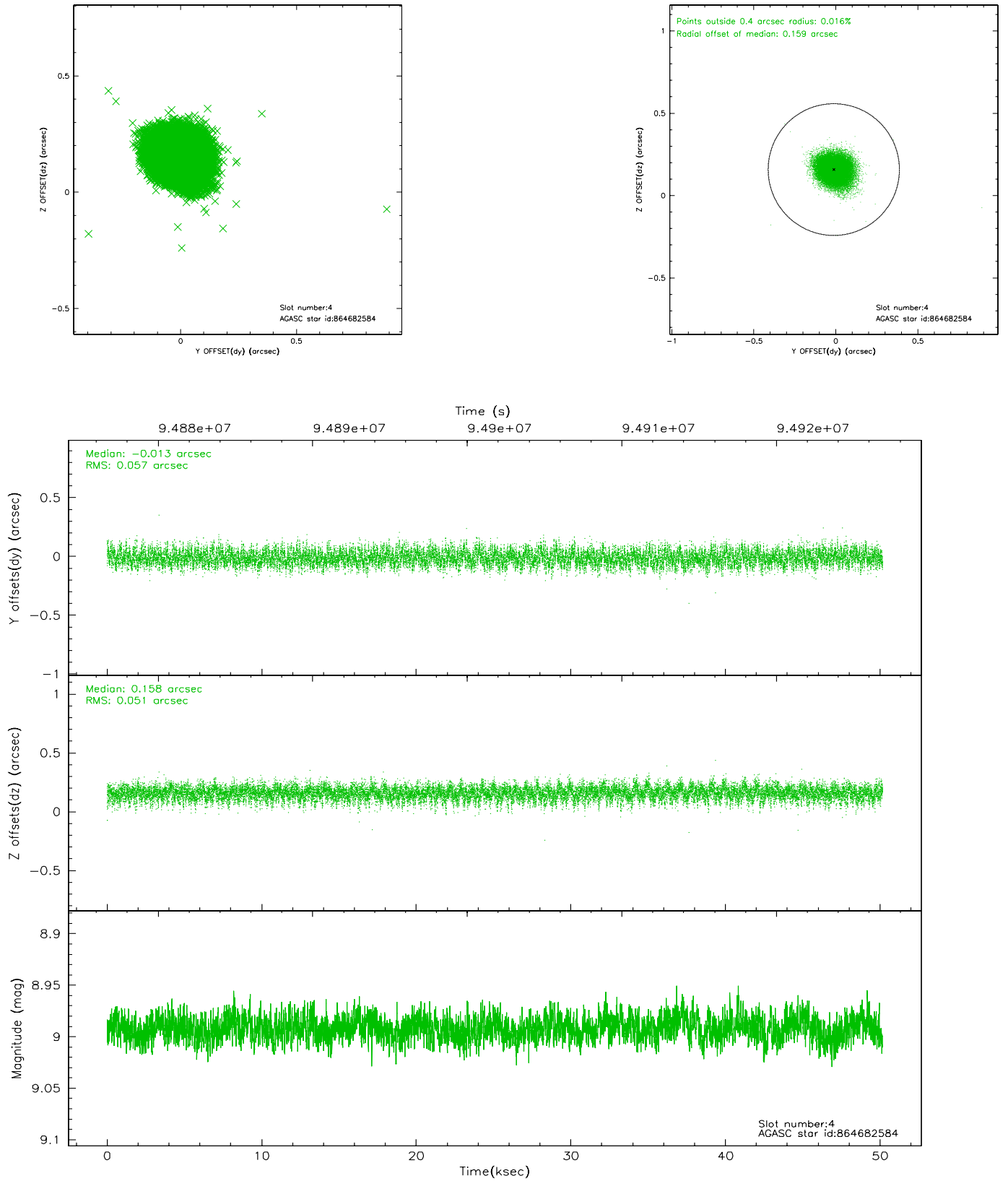
	status	id	mag	n_pts	med_dy	med_dz	dr1	dr2
	FID	ACIS-S-2	7.10	12234	-0.009	-0.032	0.008	0.023
	FID	ACIS-S-4	7.19	12231	-0.041	0.013	0.008	0.019
	FID	ACIS-S-5	7.24	12231	0.019	0.028	0.008	0.017
	GUIDE	864160312	8.35	24462	-0.094	-0.156	0.064	0.100
	GUIDE	864682584	8.99	24463	-0.013	0.158	0.082	0.131
	GUIDE	864698304	8.62	24464	0.070	0.126	0.071	0.116
	GUIDE	864162152	9.03	24451	0.036	-0.131	0.060	0.098
0.000	0.000	0.000	0.000000	0.000000	0.00	0.00		

2.4 Star Slots

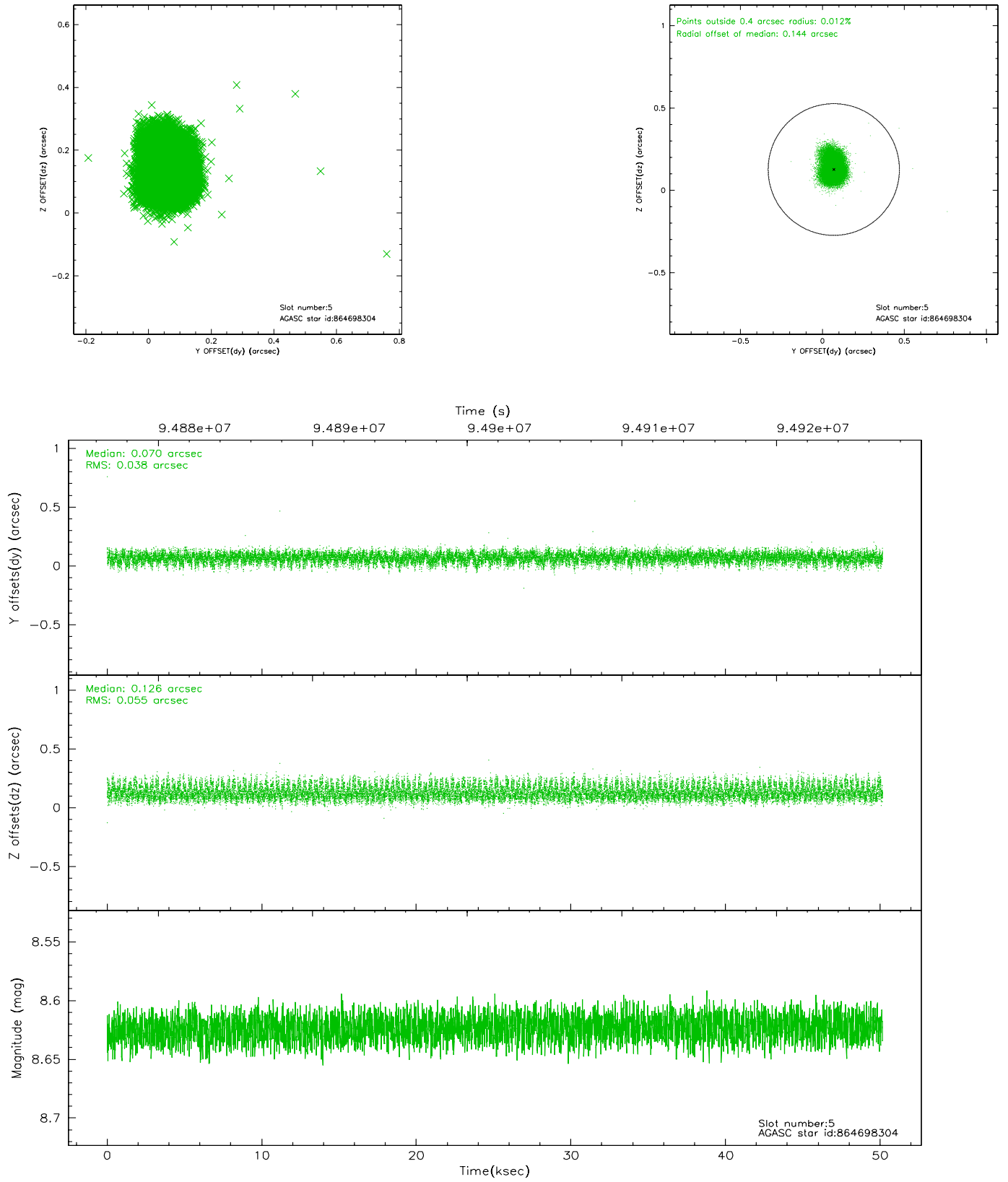
2.4.1 Slot 3



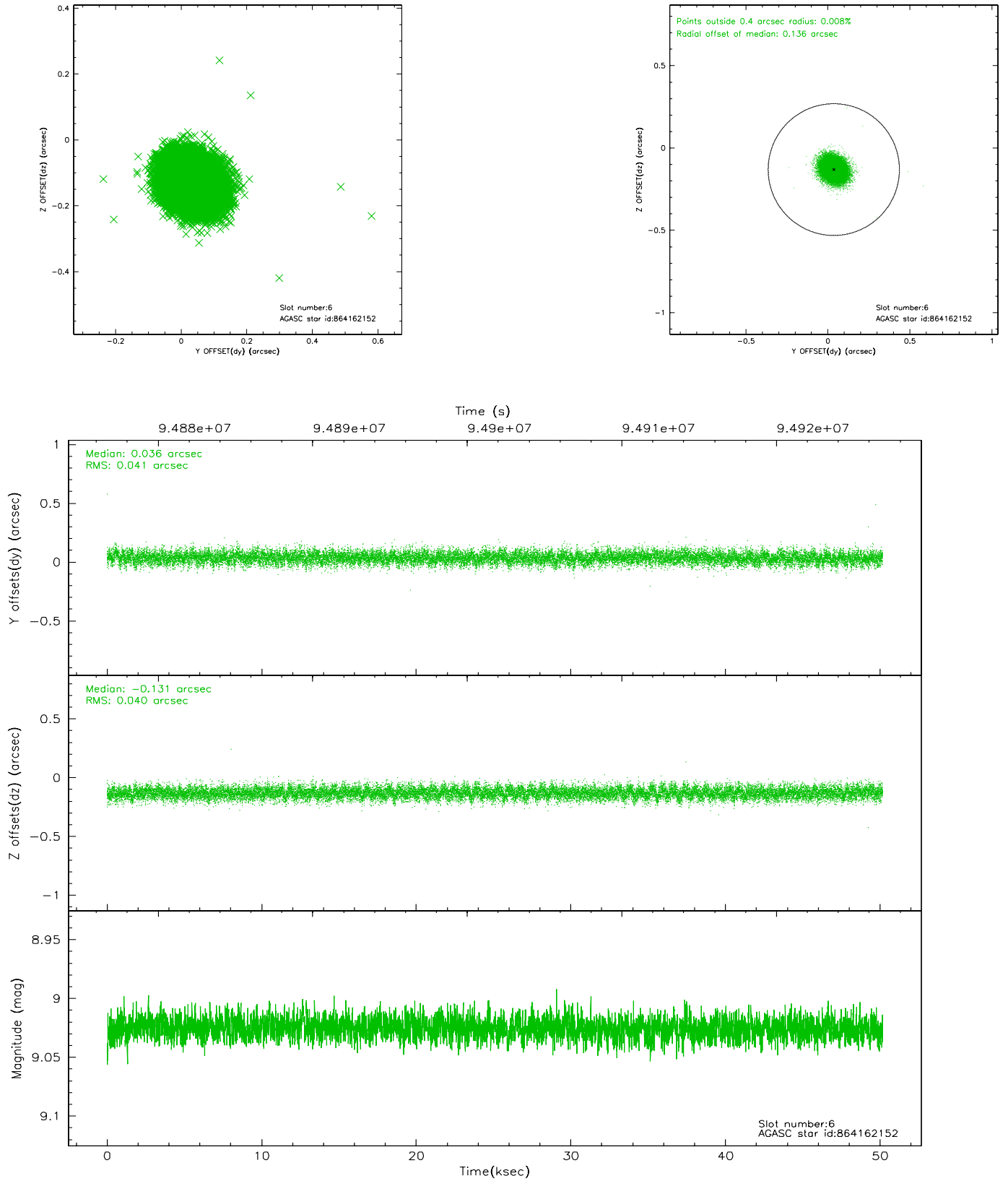
2.4.2 Slot 4



2.4.3 Slot 5

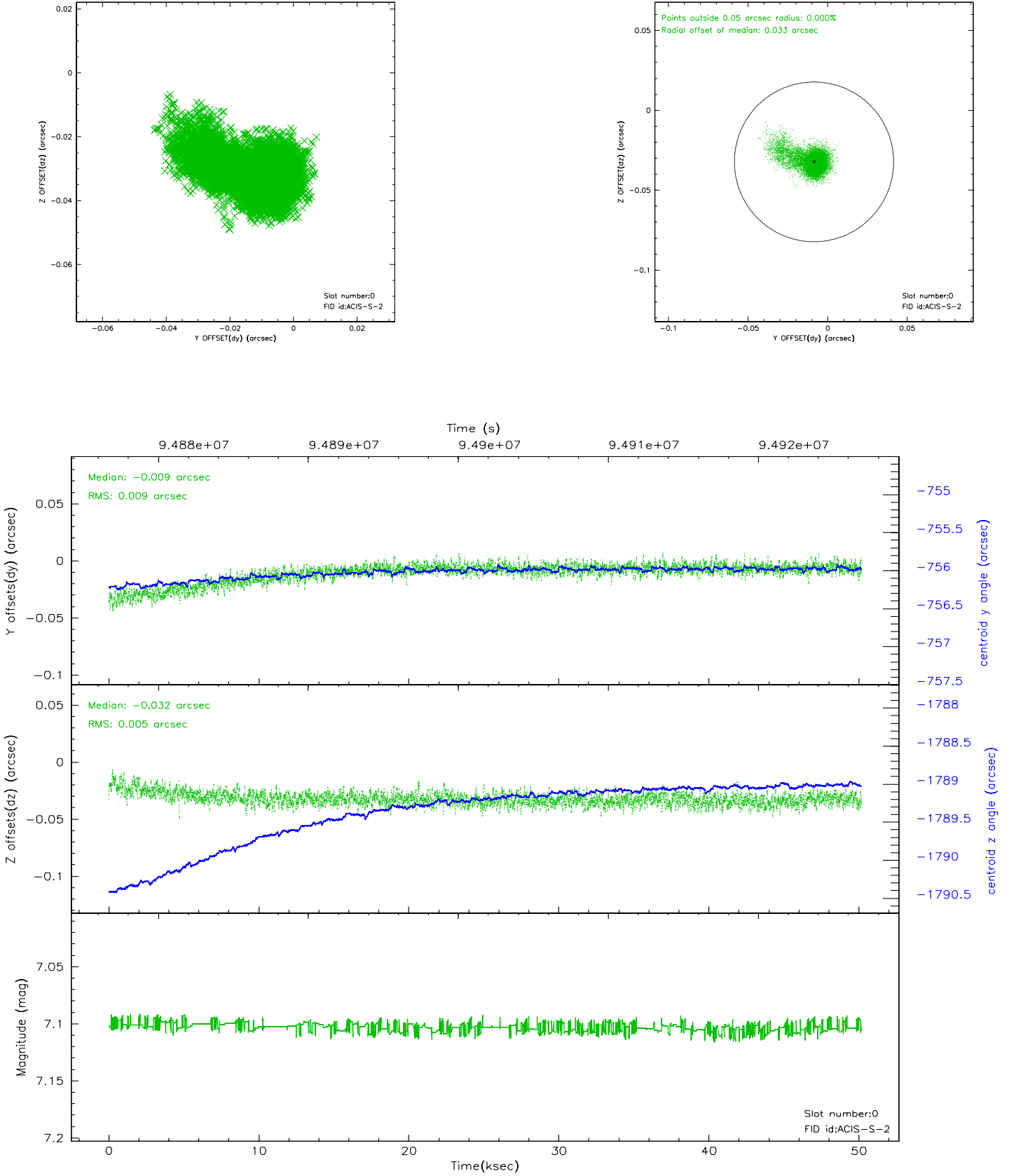


2.4.4 Slot 6

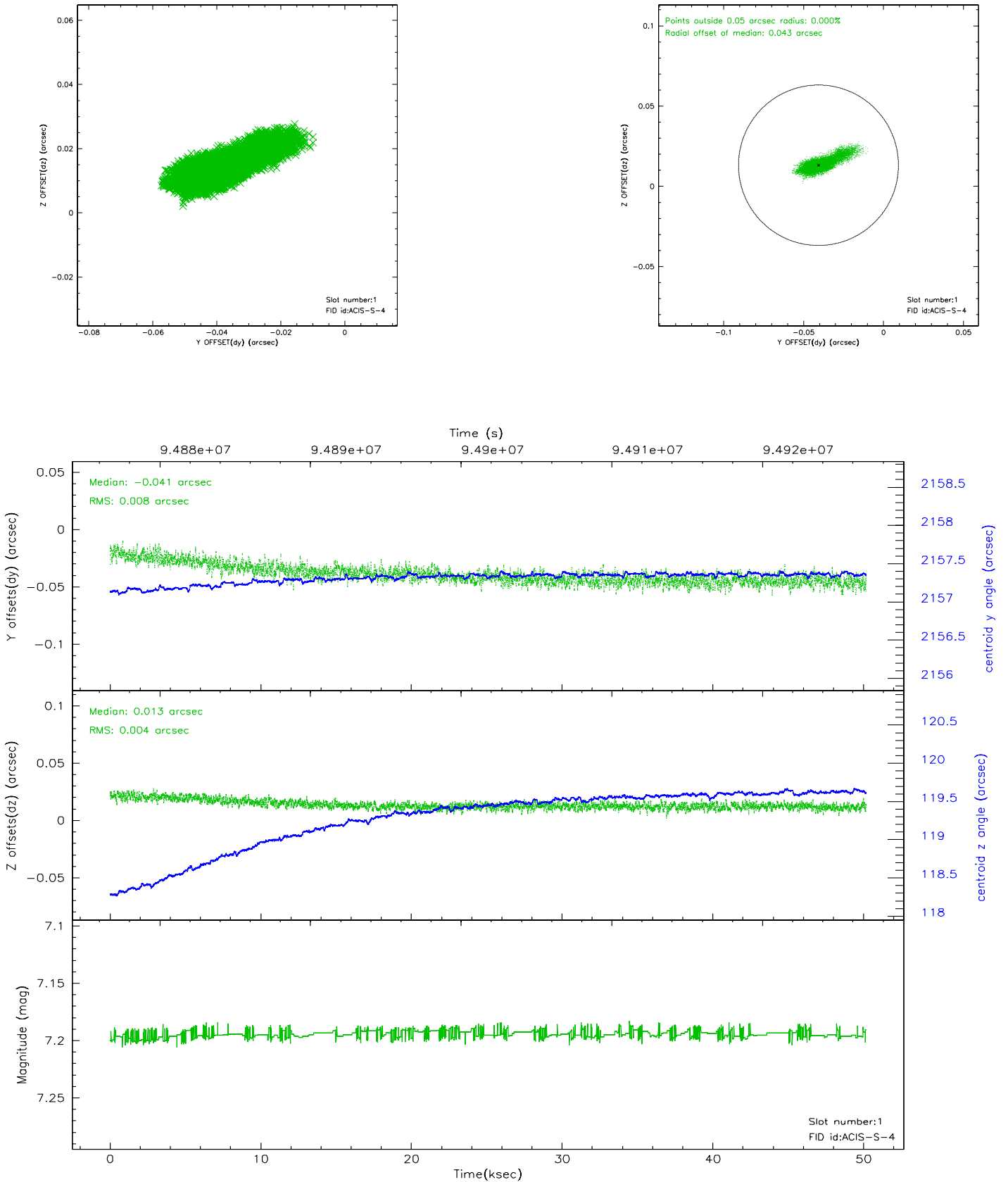


2.5 FID Slots

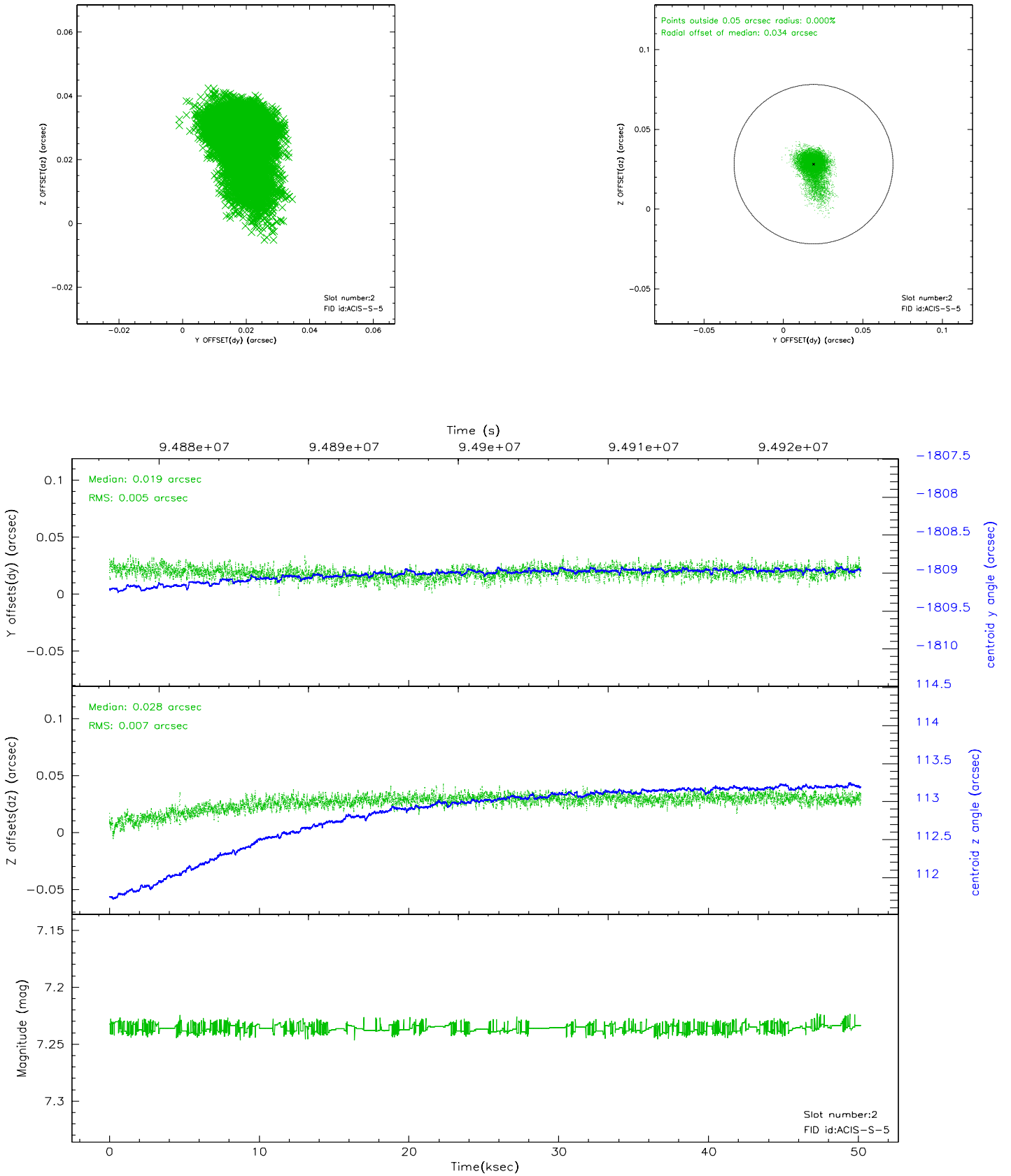
2.5.1 Slot 0



2.5.2 Slot 1




2.5.3 Slot 2




3 Gratings


3.1 HEG Arm



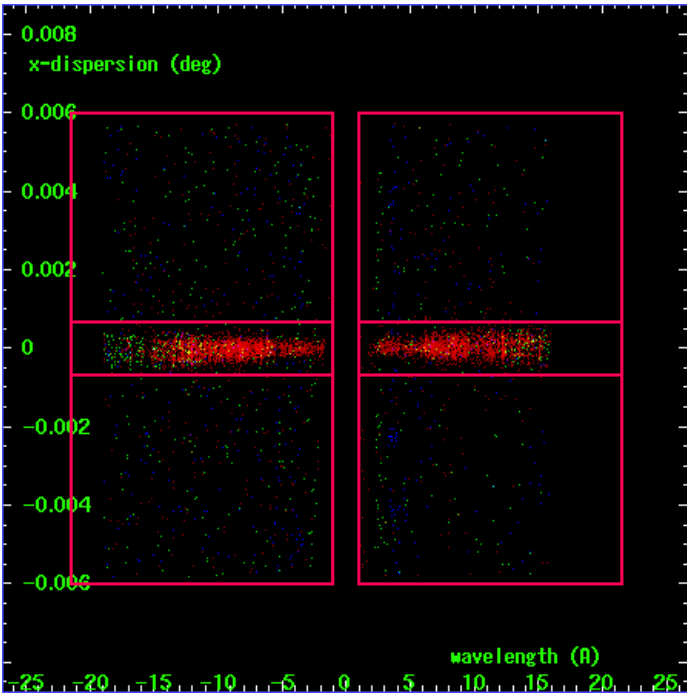
HEG Order Sort 123



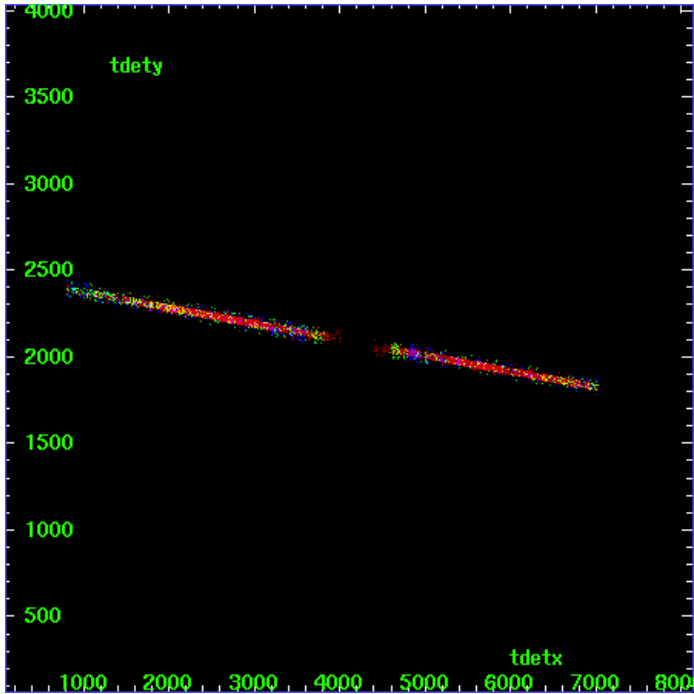
HEG Zero Order



HEG Order Sort ALL

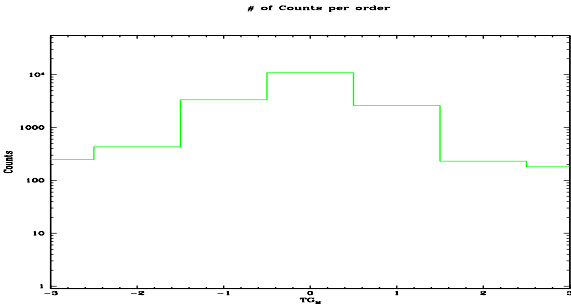


Spot Image HEG

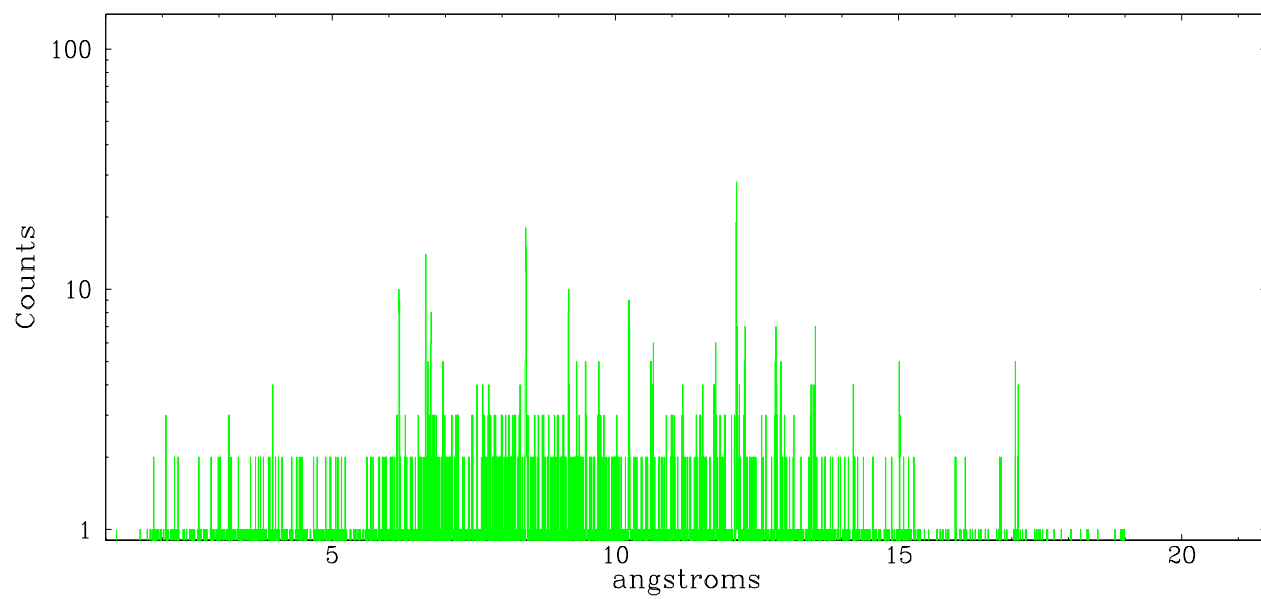


Full Detector HEG

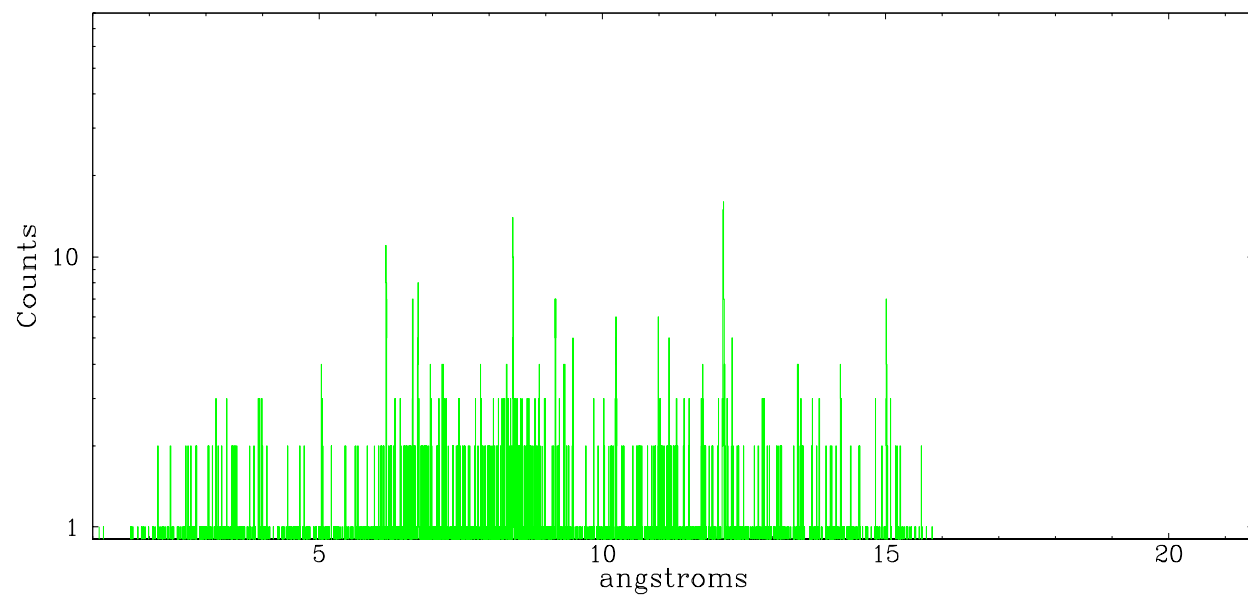
	order -3	order -2	order -1	order 0	order 1	order 2	order 3
Events	249	431	3330	10882	2602	231	180




heg order -1




heg order +1




3.2 MEG Arm



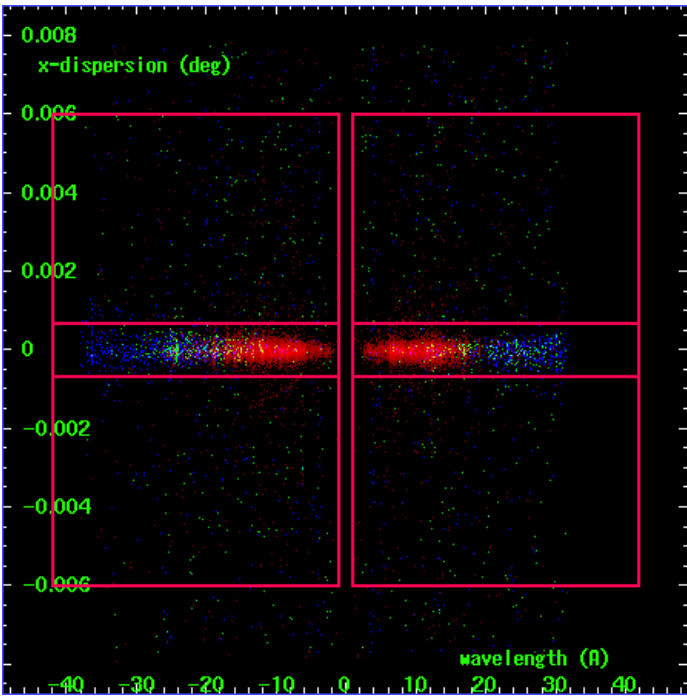
MEG Order Sort 123



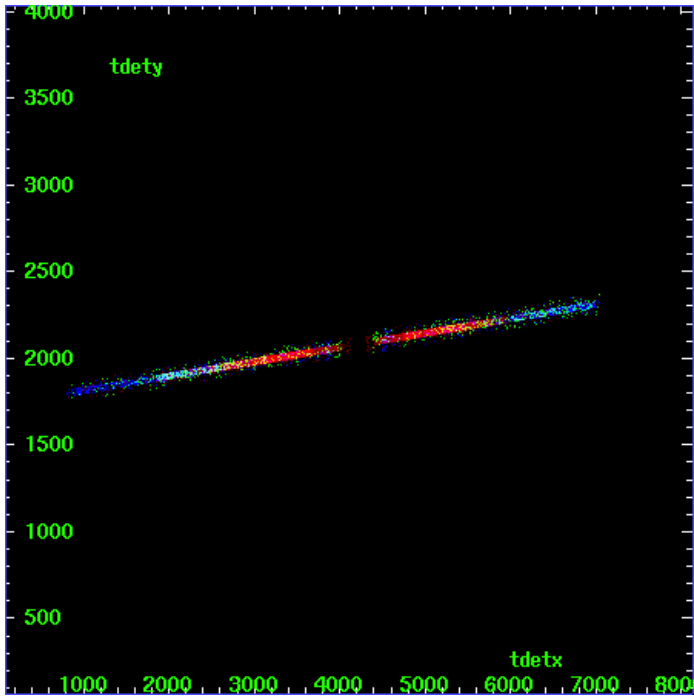
MEG Zero Order



MEG Order Sort ALL

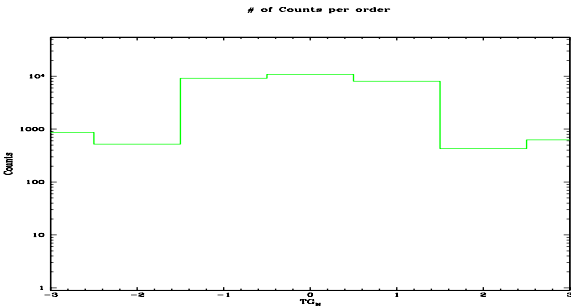


Spot Image MEG

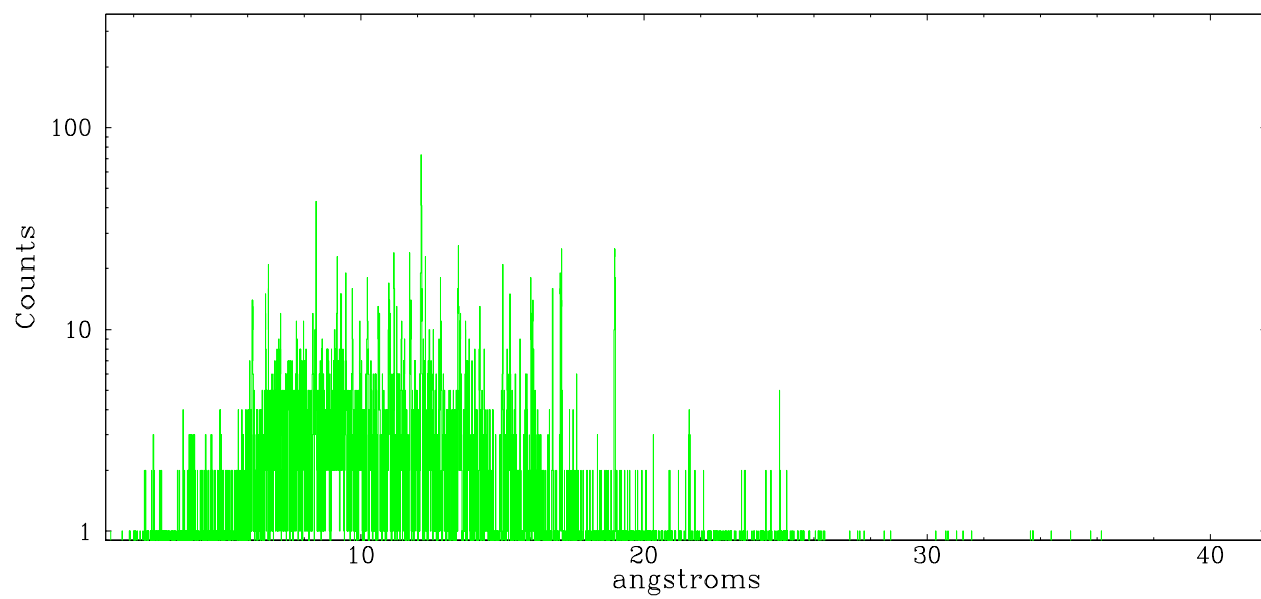


Full Detector MEG

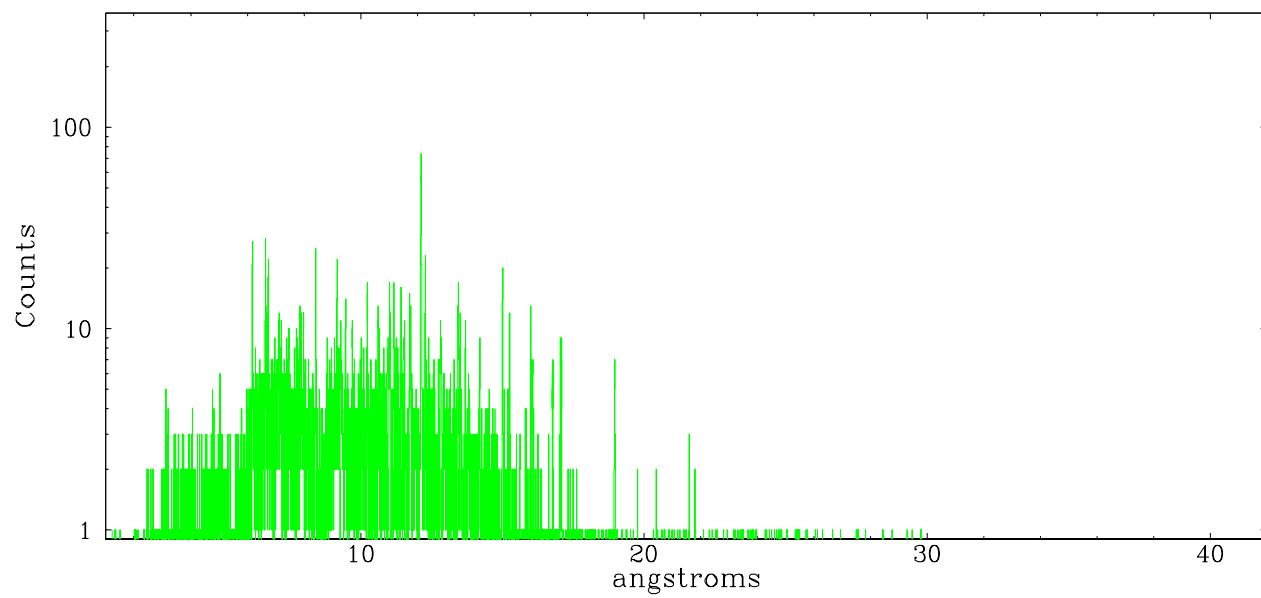
	order -3	order -2	order -1	order 0	order 1	order 2	order 3
Events	869	521	9128	10882	8026	428	624



meg order -1



meg order +1



A Summary

A.1 Status

V&V Scientist	David Huenemoerder
V&V Date (YYYY-MM-DD)	2007.06.29
V&V Edition	1
V&V Disposition and Status	OK
V&V Charge Time	49.756

A.2 Comments

phase constraints met.