

V&V Reference Report

L2 ASCDS Version : 10.9.1

Observation 5141 - L2 Version 4
Chandra X-Ray Center


L2 Processing Date : Sep 25 2020

Contents

1	Front	2
2	OBI	3
2.1	OBI	3
2.1.1	Images	3
2.1.2	Bias	3
2.1.3	Parameters	4
2.1.4	Events	4
2.2	Compared Parameters	5
2.3	Aspect	6
2.4	Star Slots	9
2.4.1	Slot 3	9
2.4.2	Slot 4	10
2.4.3	Slot 5	11
2.4.4	Slot 6	12
2.4.5	Slot 7	13
2.5	FID Slots	14
2.5.1	Slot 0	14
2.5.2	Slot 1	15
2.5.3	Slot 2	16
A	Summary	17
A.1	Status	17
A.2	Comments	17

1 Front


seq_num	590339	Sequence number
obs_id	5141	Observation id
title	AO5B ACIS-I Calibration Observations of E0102-72	Proposal title
observer	CXC Calibration	Principal investigator
object	E0102-72.3	Source name
dtcycle	0	
cycle	P	events from which exps? Prim/Second/Both
ra_targ	16.01	Observer's specified target RA [deg]
dec_targ	-72.032028	Observer's specified target Dec [deg]
ra_nom	15.895523910808	Nominal RA [deg]
dec_nom	-71.932479543088	Nominal Dec [deg]
roll_nom	158.59659426095	Nominal Roll [deg]
revision	4	Processing version of data
ontime	7753.5999711156	Sum of GTIs [s]
livetime	7655.4192196239	Livetime [s]
ontime0	7753.5999711156	Sum of GTIs [s]
ontime1	7753.5999711156	Sum of GTIs [s]
ontime2	7753.5999711156	Sum of GTIs [s]
ontime3	7753.5999711156	Sum of GTIs [s]
ontime6	7753.5999711156	Sum of GTIs [s]
ontime7	7753.5999711156	Sum of GTIs [s]
l2events	61272	Number of level 2 events




2 OBI

2.1 OBI

2.1.1 Images



2.1.2 Bias



2.1.3 Parameters

obi_num	0	Obi number	sched_exp_time	8000.000000	[s] Scheduled observation exposure time
ascdsver	10.9.1	Processing system revision	ontime	7753.5999711156	Sum of GTIs [s]
caldsver	4.9.2	 	ontime0	7753.5999711156	Sum of GTIs [s]
date	2020-09-25T18:18:19	Date and time of file creation	ontime1	7753.5999711156	Sum of GTIs [s]
revision	4	Processing version of data	ontime2	7753.5999711156	Sum of GTIs [s]
			ontime3	7753.5999711156	Sum of GTIs [s]
			ontime6	7753.5999711156	Sum of GTIs [s]
			ontime7	7753.5999711156	Sum of GTIs [s]
			l1events	276466	Number of level 1 events

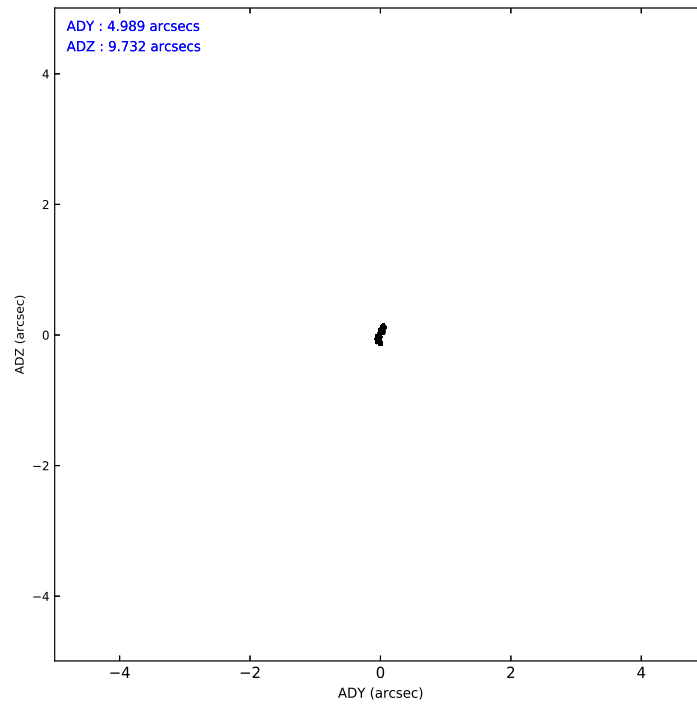
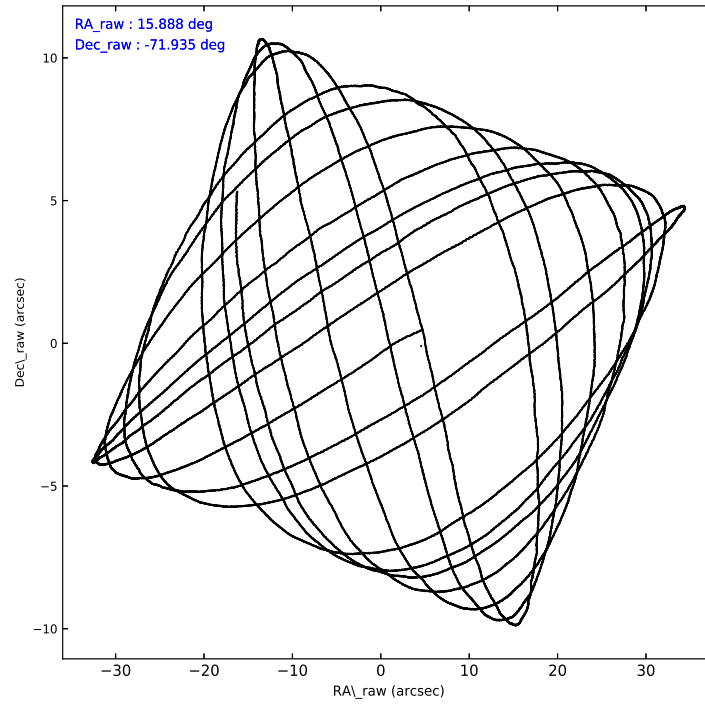
2.1.4 Events

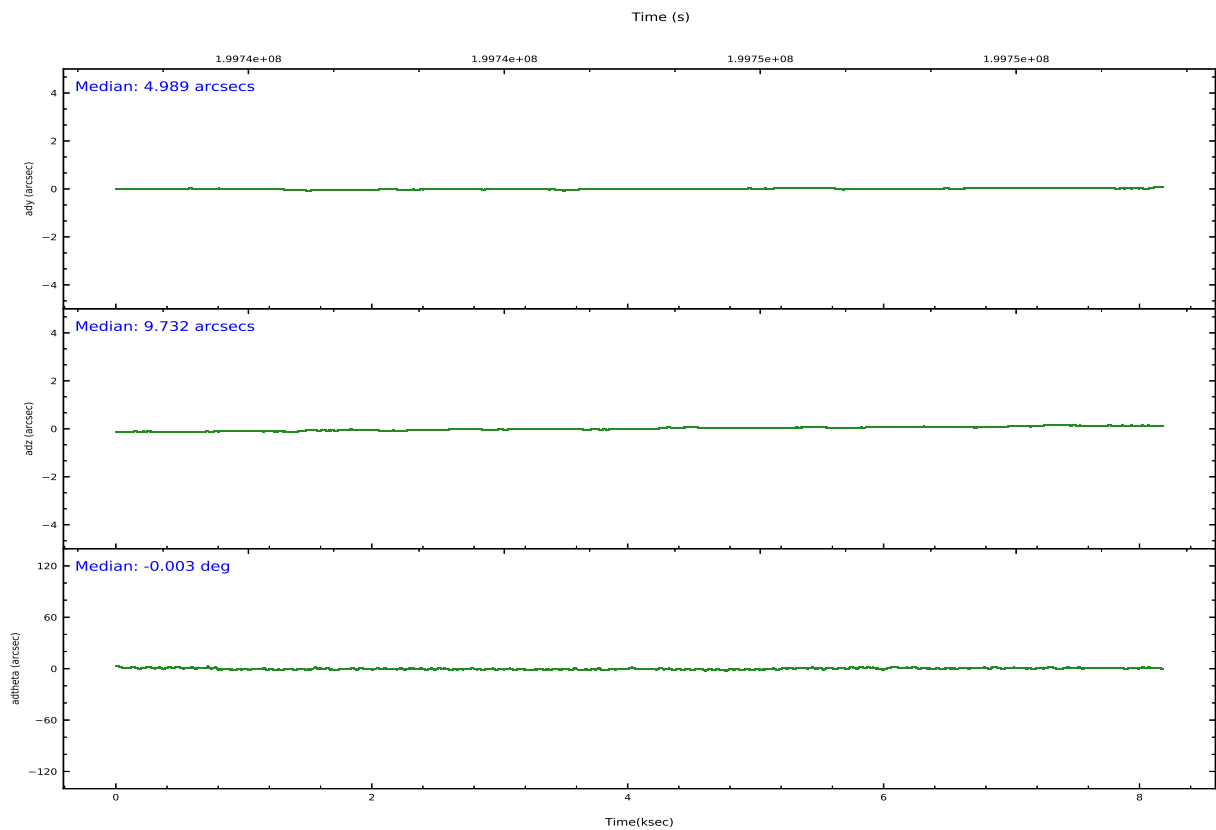
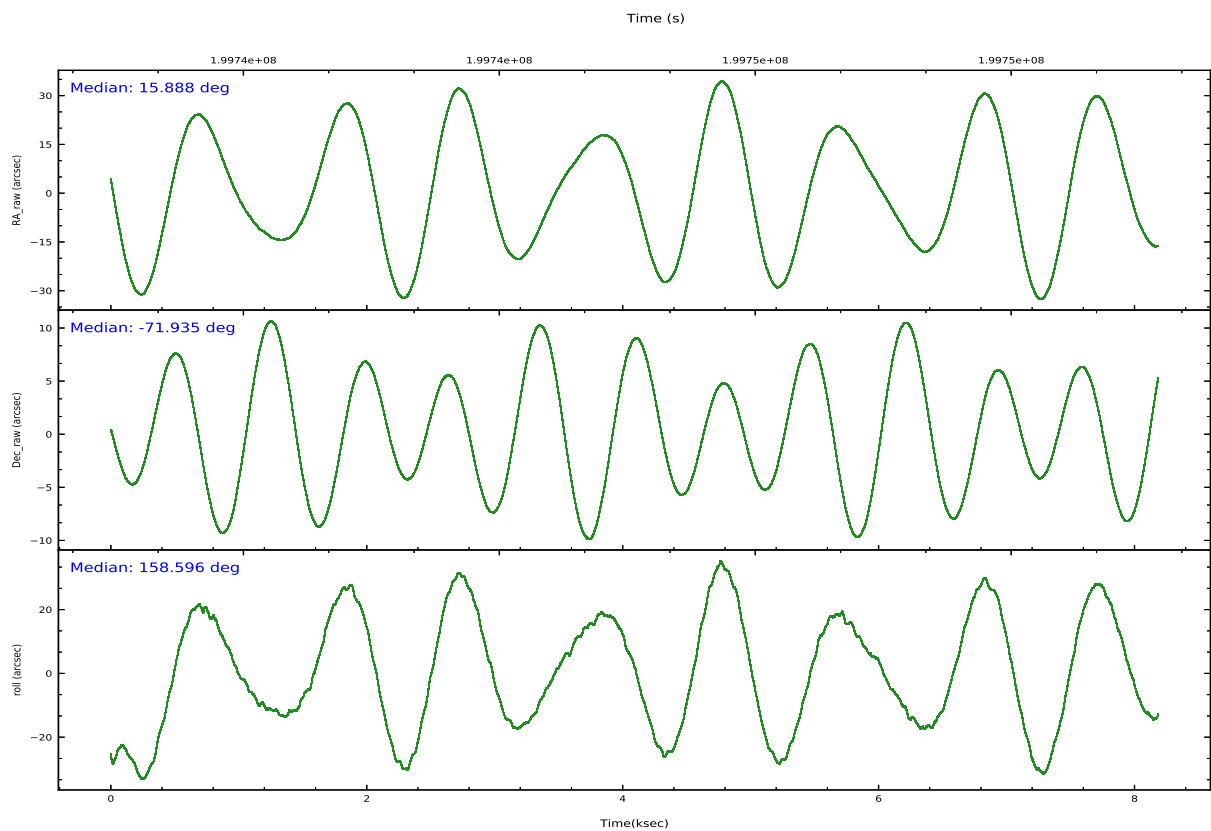
	ccd 0	ccd 1	ccd 2	ccd 3	ccd 6	ccd 7		ccd 0	ccd 1	ccd 2	ccd 3	ccd 6	ccd 7
level 1 events	39916	38862	43766	67691	45428	40803	grade 0 events	1530	1426	1657	22664	1879	2275
rejected events	35613	34576	39437	40135	40774	20127		3%	3%	3%	33%	4%	5%
rejected %	89%	88%	90%	59%	89%	49%	grade 1 events	23	20	22	209	23	48
								0%	0%	0%	0%	0%	0%
							grade 2 events	976	872	1009	2360	944	4443
								2%	2%	2%	3%	2%	10%
							grade 3 events	507	541	476	870	515	1993
								1%	1%	1%	1%	1%	4%
							grade 4 events	493	511	474	821	455	1988
								1%	1%	1%	1%	1%	4%
							grade 5 events	1321	1368	1276	1507	1462	4395
								3%	3%	2%	2%	3%	10%
							grade 6 events	801	943	717	861	866	9991
								2%	2%	1%	1%	1%	24%
							grade 7 events	34265	33181	38135	38399	39284	15670
								85%	85%	87%	56%	86%	38%

2.2 Compared Parameters

Parameter	Planned	Actual	Parameter	Planned	Actual
Instrument	ACIS	ACIS	Obspar version number	8	8
Detector	ACIS-012367	ACIS-012367	Obspar file type	PREDICTED	ACTUAL
Grating	NONE	NONE	Obspar update status	NONE	UPDATED
Data mode	VFAINT	VFAINT	Number of optional ACIS chips dropped	0	0
Observation mode	POINTING	POINTING	On-chip summing requested	N	N
[deg] Pointing RA	15.975097	15.895523910808	Subarray requested	NONE	NONE
[deg] Pointing Dec	-71.930317	-71.93247954308799	Alternating exposures requested	N	N
[deg] Pointing Roll	158.473056	158.59659426095	[s] Primary exposure time	0.000000	3.2
[s] Window start time (MET)	197164864.184000	197164864.184000			
[s] Window stop time (MET)	199670464.184000	199670464.184000			
[mm] SIM focus pos	-0.782348	-0.7809083437167272			
[mm] SIM defocus	0	0.001439871863259334			
[mm] SIM translation stage pos	-233.592463	-233.5874344608287			
[mm] SIM translation stage offset	0	-0.005018542100998502			
[s] Observation start time (MET)	199741149.184000	199740773.60529			
Observation start date	2004-04-30T19:38:05	2004-04-30T19:32:53			
[s] Observation end time (MET)	199749149.184000	199749283.15567			
Observation end date	2004-04-30T21:51:25	2004-04-30T21:54:43			
Read mode	TIMED	TIMED			

2.3 Aspect



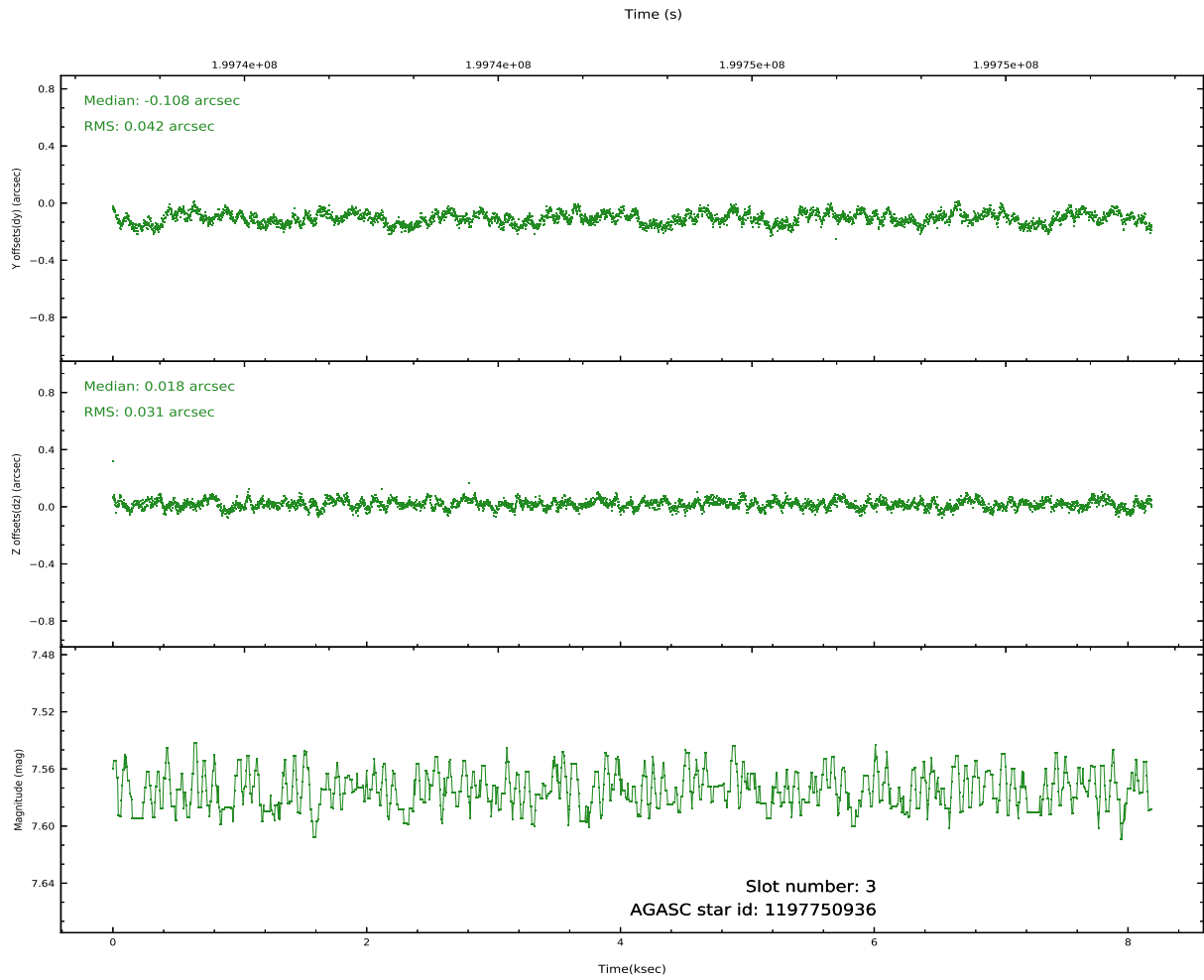
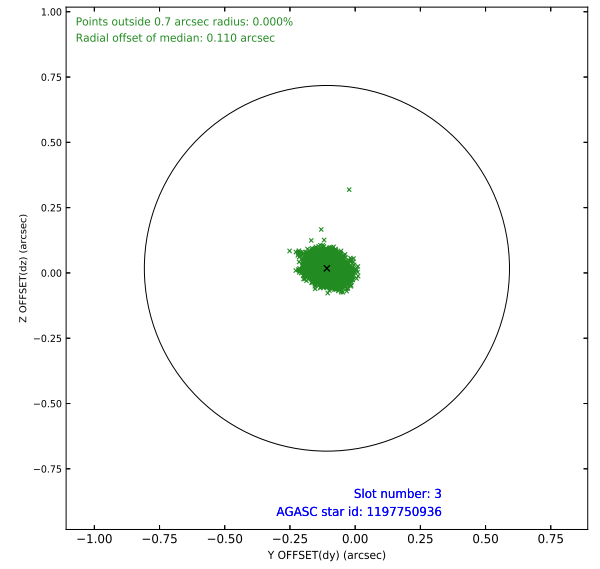
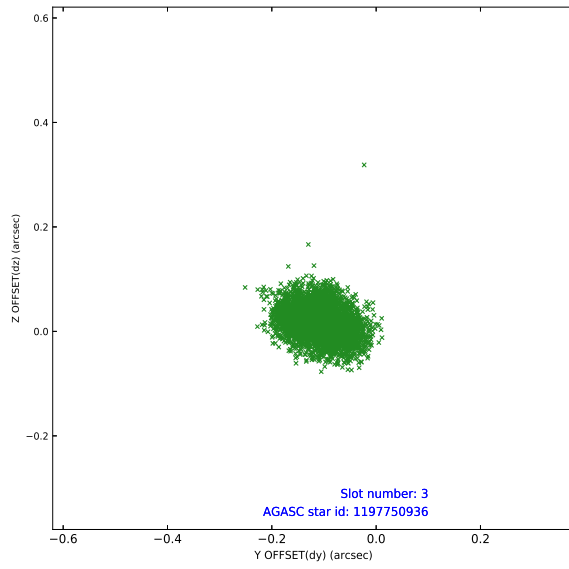


Slot Statistics

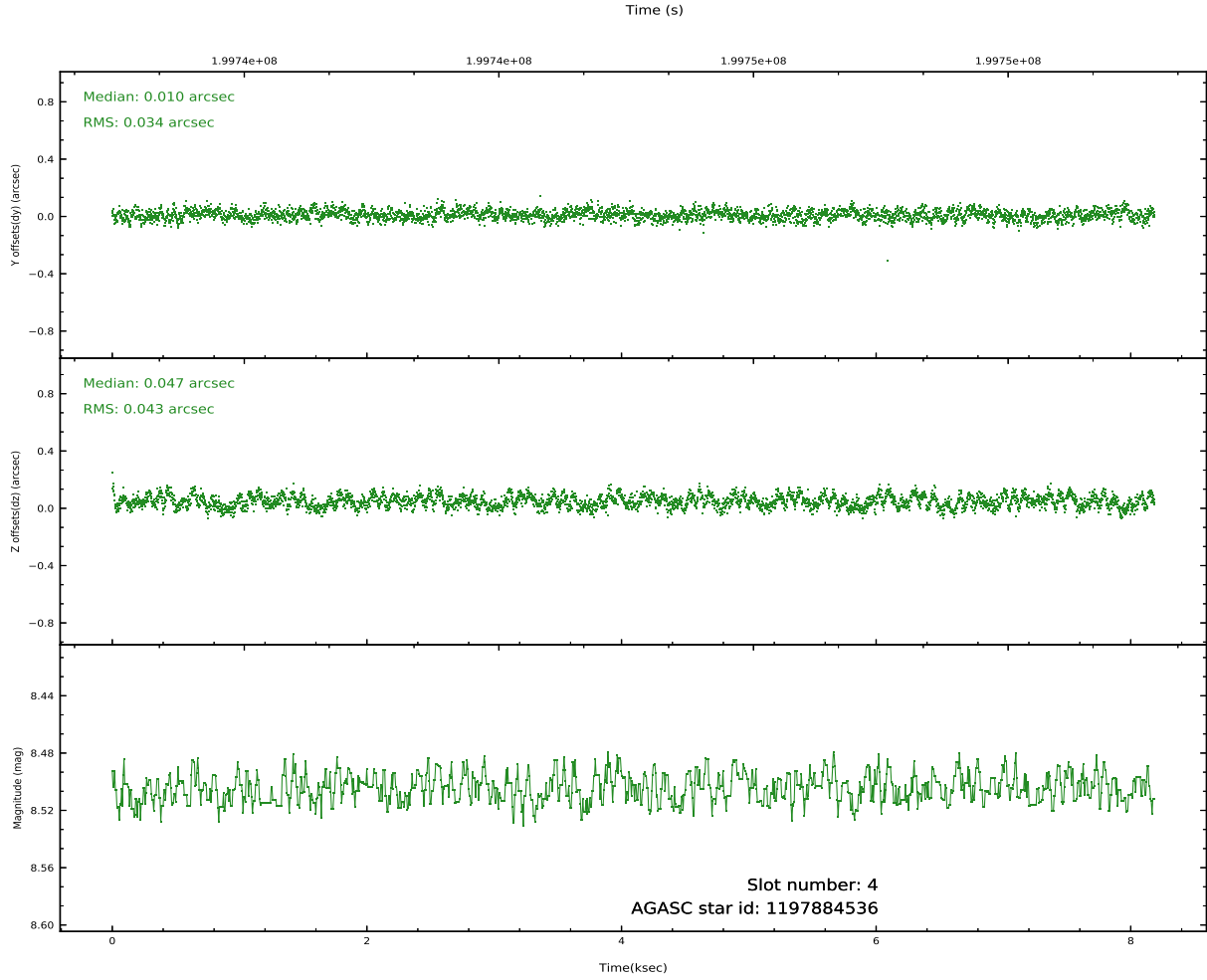
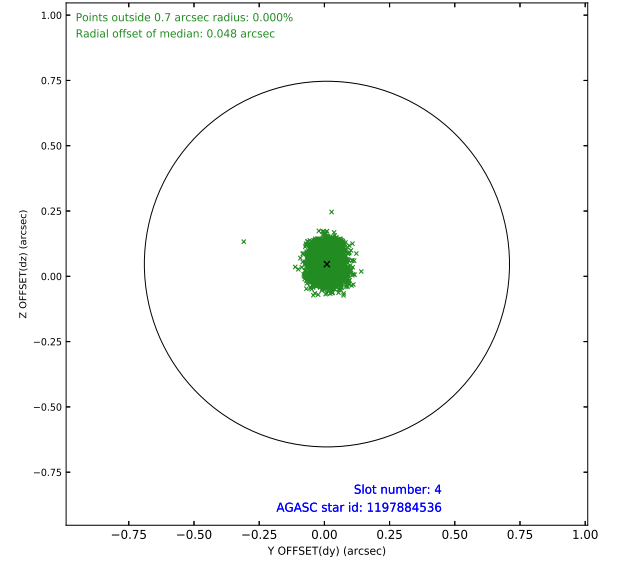
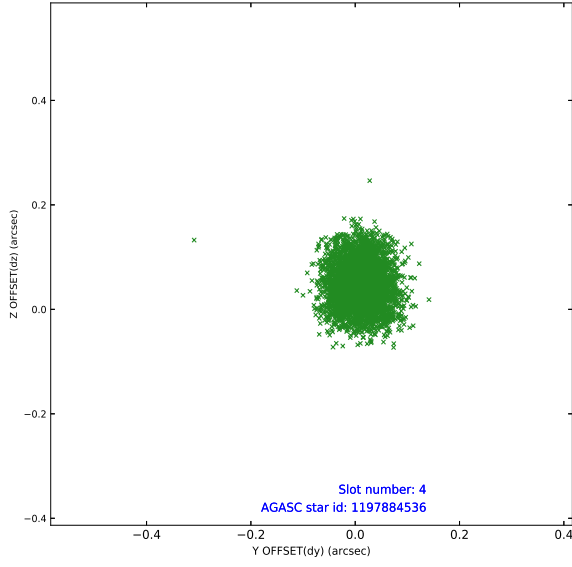
pt	status	used	id	mag	n_pts	frac_pts	med_dy	med_dz	dr1	dr2	ra	dec	mean_y	mea
0	FID		ACIS-I-2	7.14	1996	1.000	-0.083	-0.088	0.011	0.017	0.000000	0.000000	-759.50	-839
1	FID		ACIS-I-4	7.17	1997	1.000	0.163	0.075	0.008	0.014	0.000000	0.000000	2154.47	1066
2	FID		ACIS-I-5	7.22	1997	1.000	-0.180	0.082	0.009	0.015	0.000000	0.000000	-1812.57	1064
3	GUIDE	used	1197750936	7.57	3994	1.000	-0.108	0.018	0.057	0.086	15.387940	-71.549550	1124.18	-1026
4	GUIDE	used	1197884536	8.50	3994	1.000	0.010	0.047	0.058	0.093	17.160729	-71.835289	-1116.42	-794
5	GUIDE	used	1197884712	8.30	3994	1.000	-0.008	-0.033	0.053	0.085	16.087398	-72.252690	-540.74	1034
6	GUIDE	used	1197885104	9.34	3994	1.000	0.105	-0.059	0.098	0.156	17.845067	-72.189368	-2268.87	142
7	GUIDE	used	1197885328	7.24	3993	1.000	-0.001	0.023	0.058	0.090	16.283090	-71.733943	-64.83	-784

2.4 Star Slots

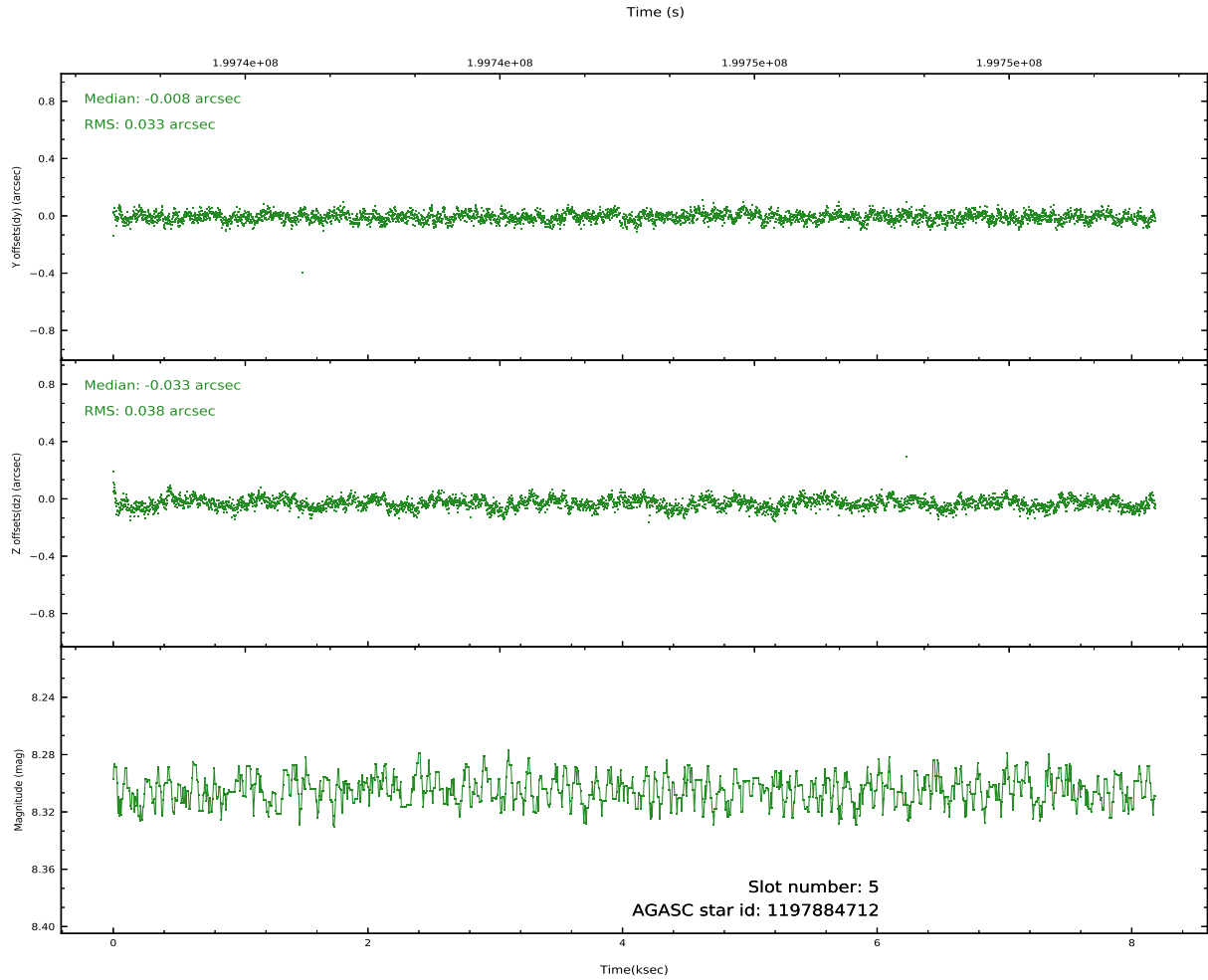
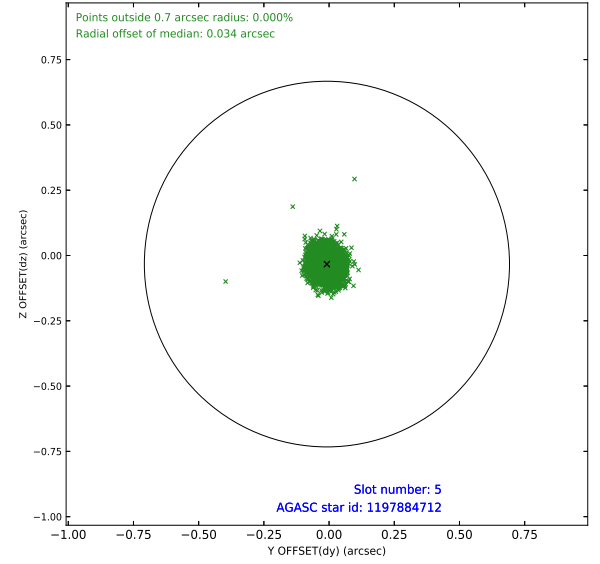
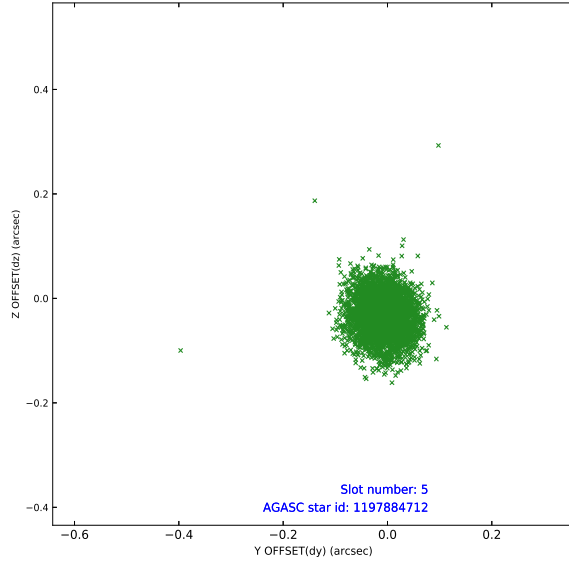
2.4.1 Slot 3



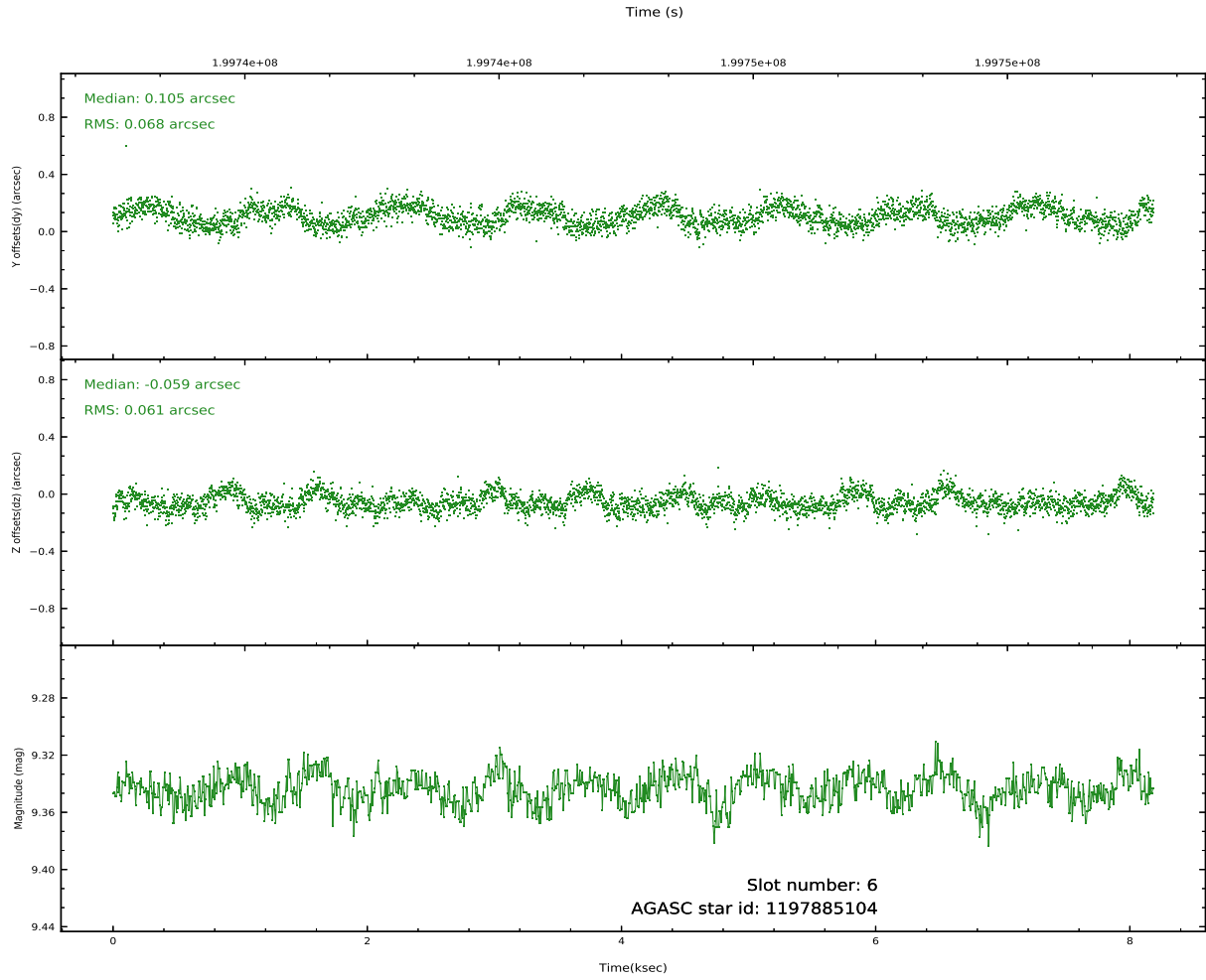
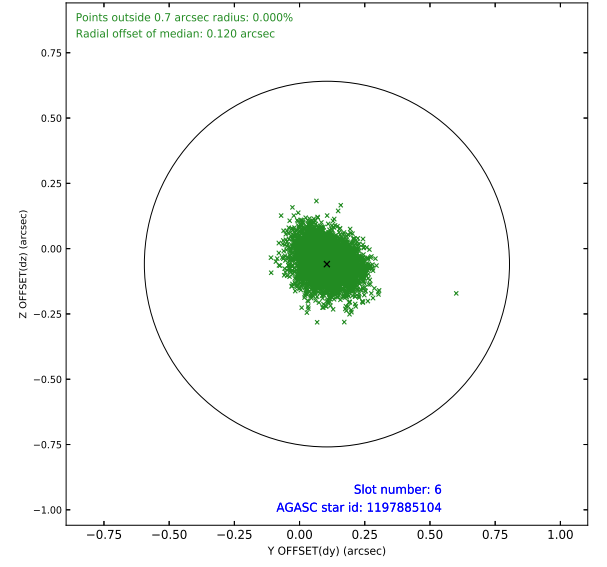
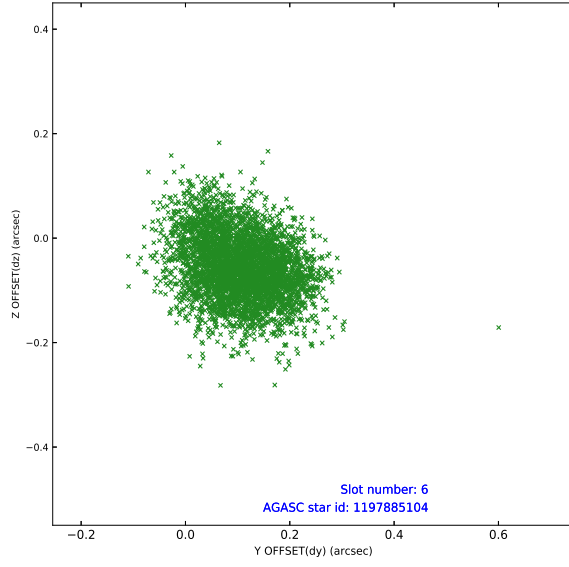
2.4.2 Slot 4



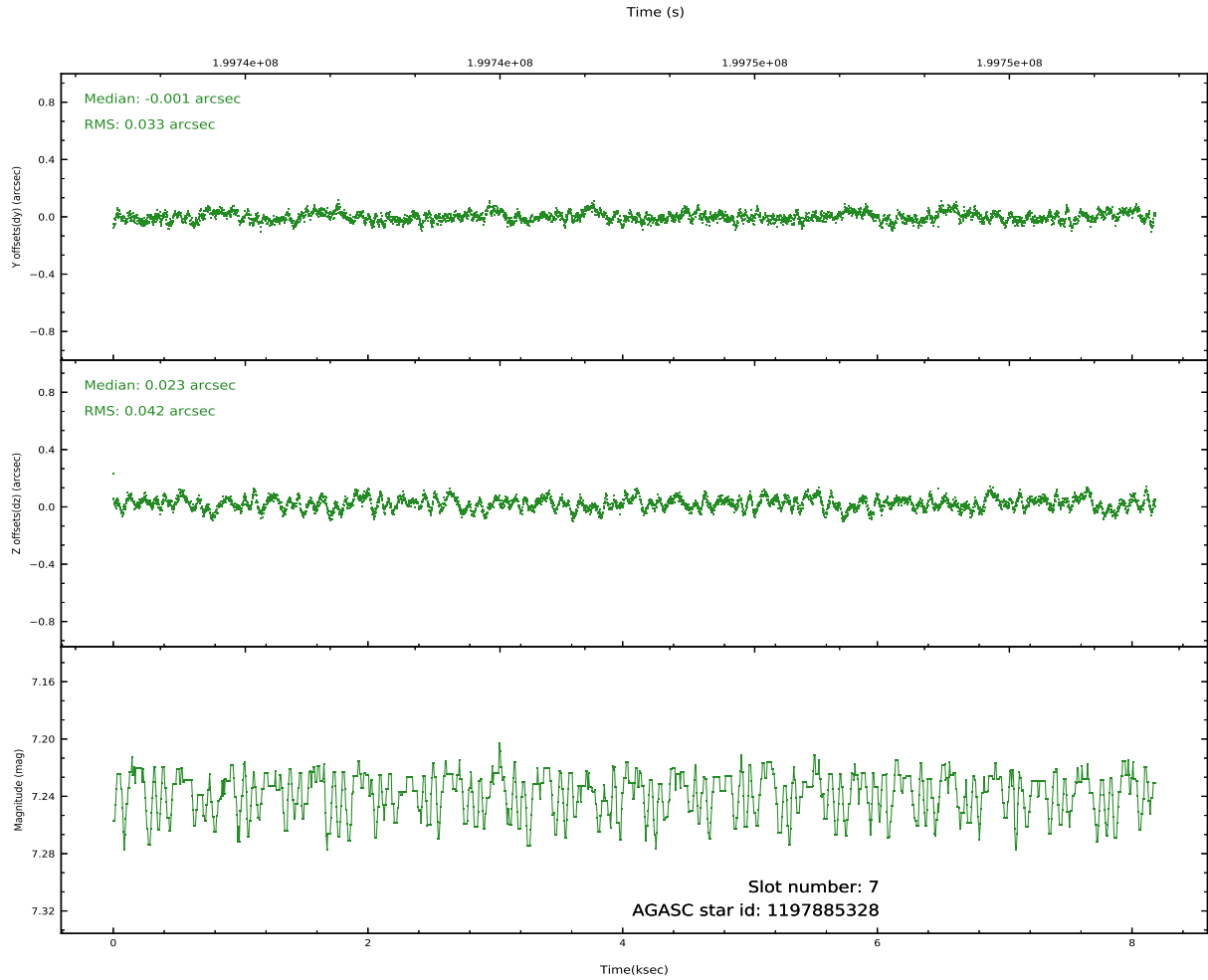
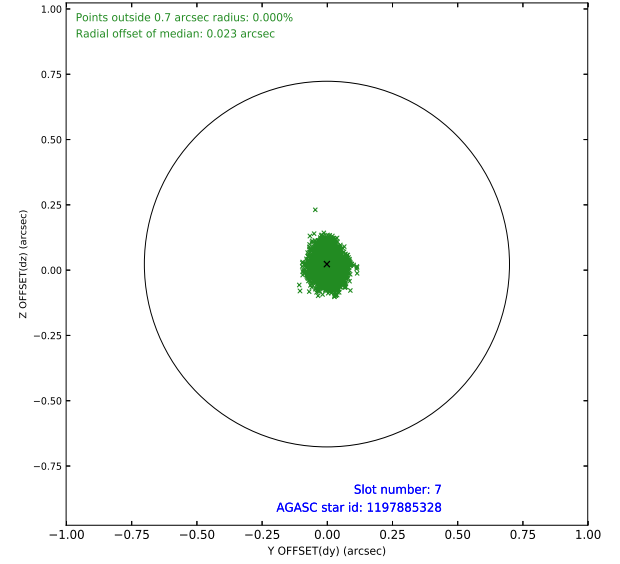
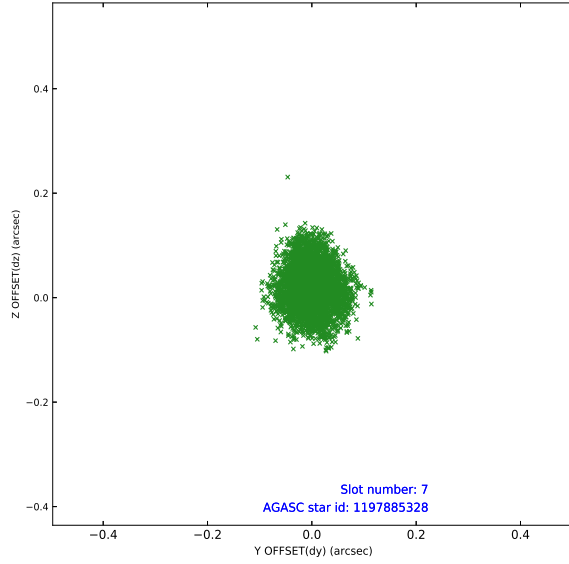
2.4.3 Slot 5



2.4.4 Slot 6

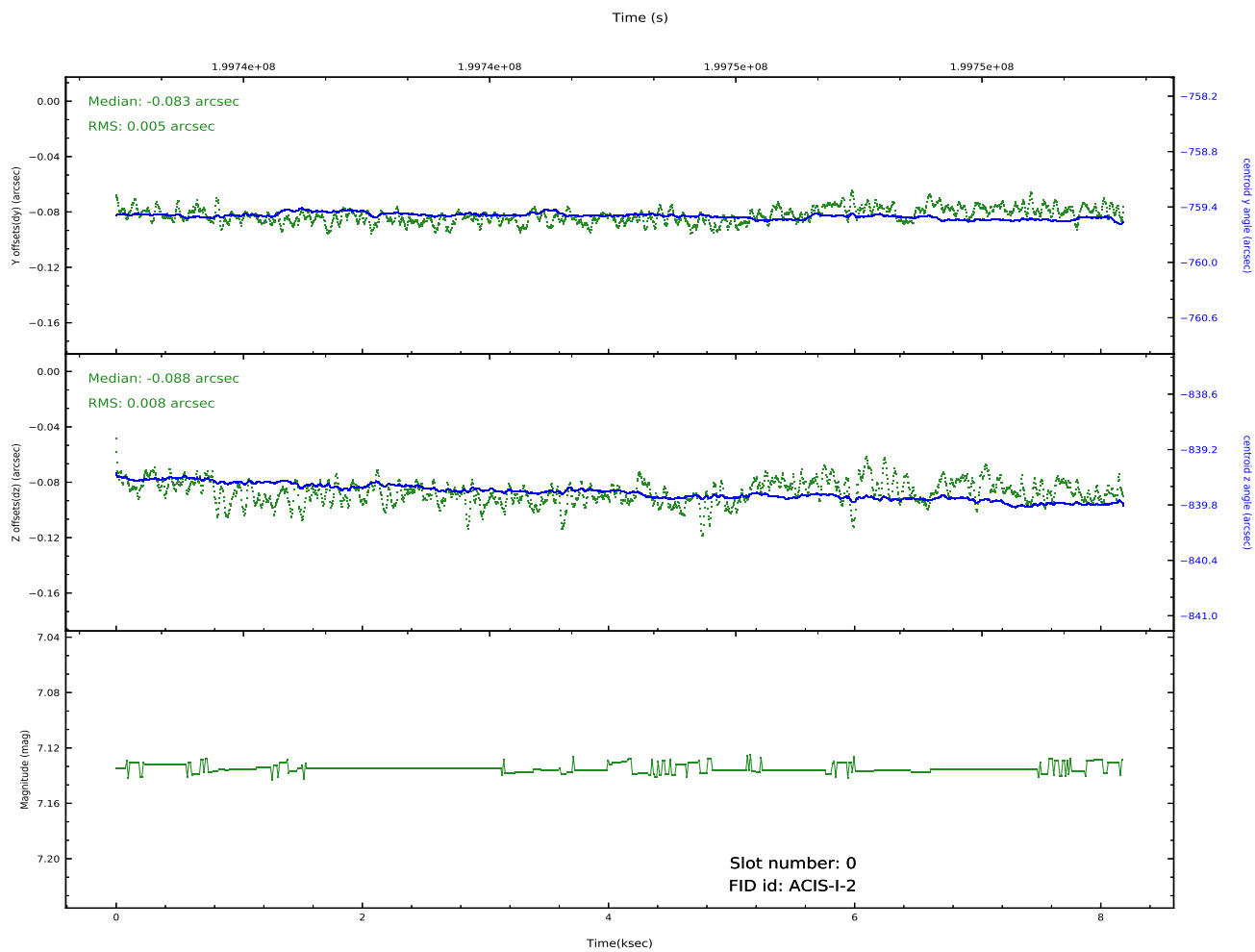
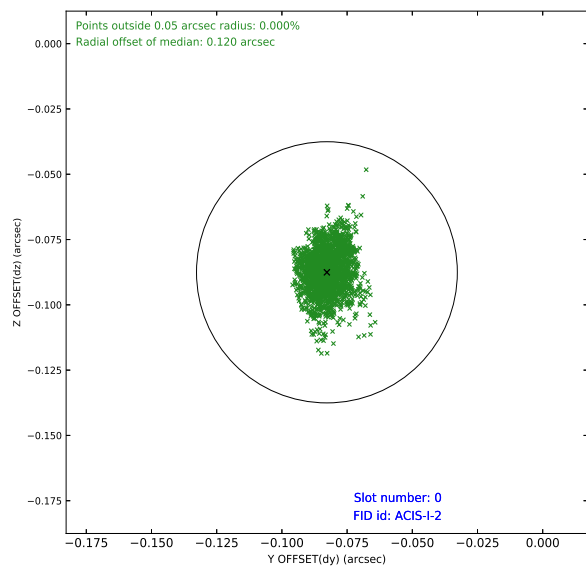
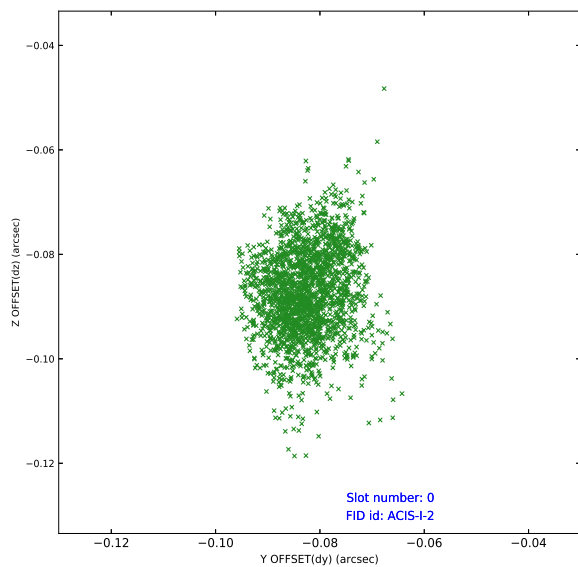


2.4.5 Slot 7

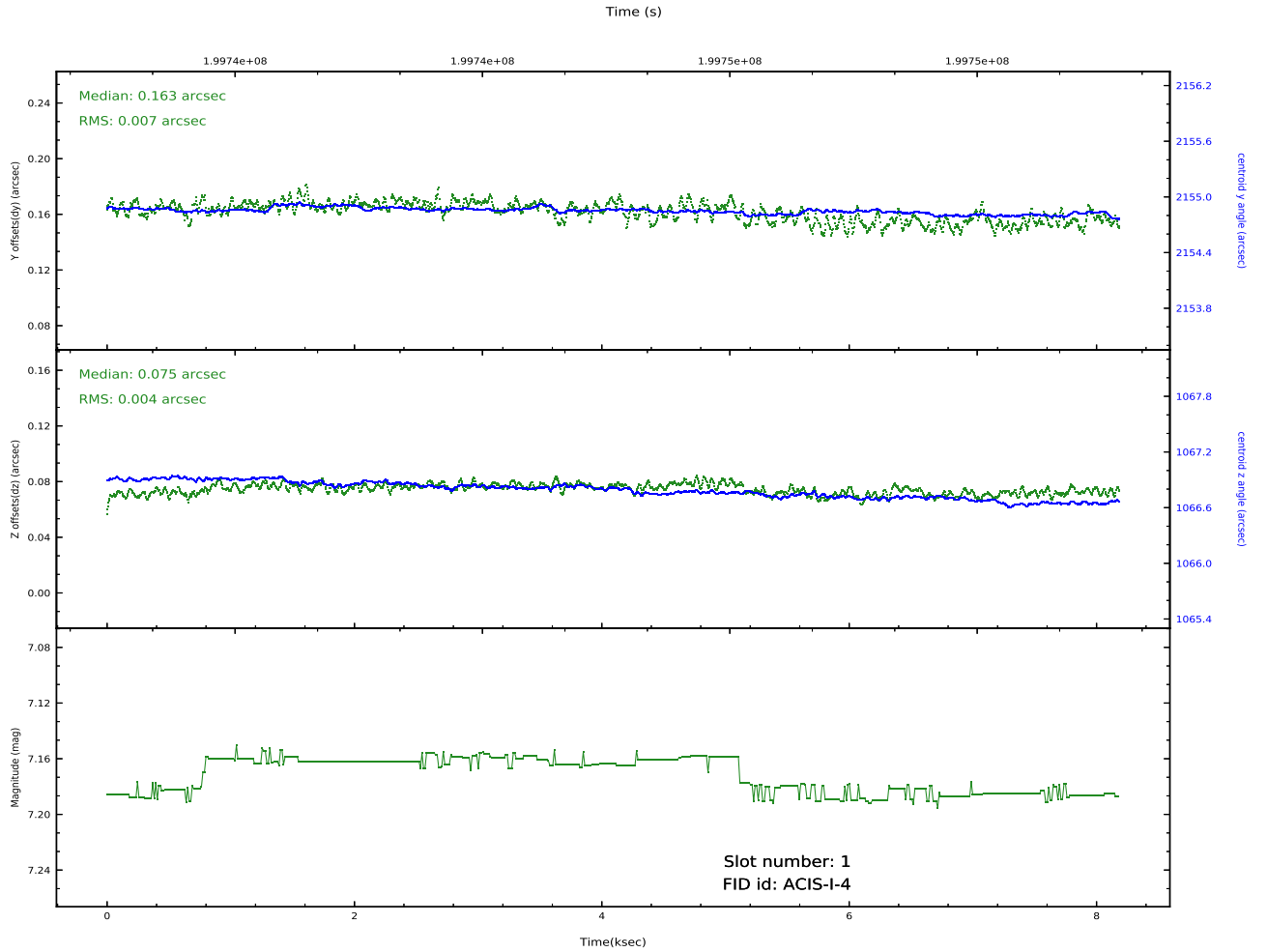
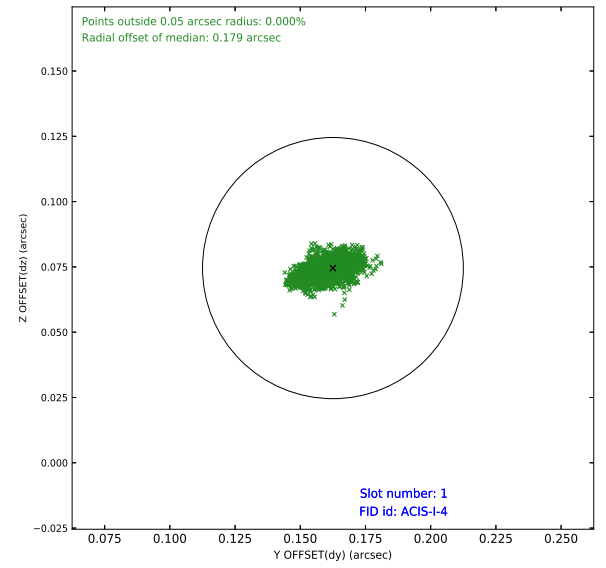
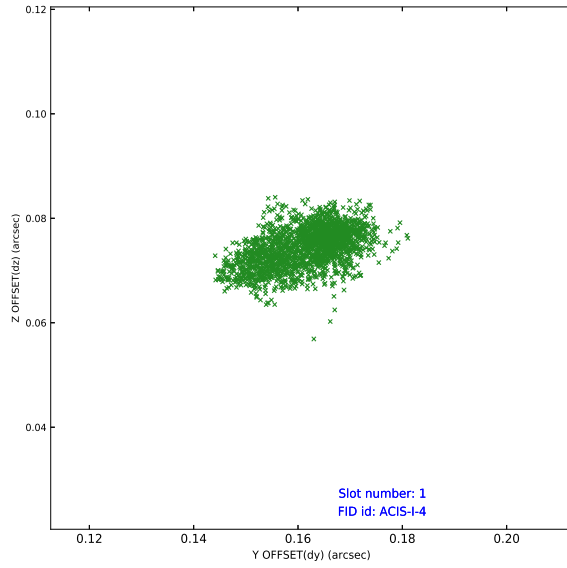


2.5 FID Slots

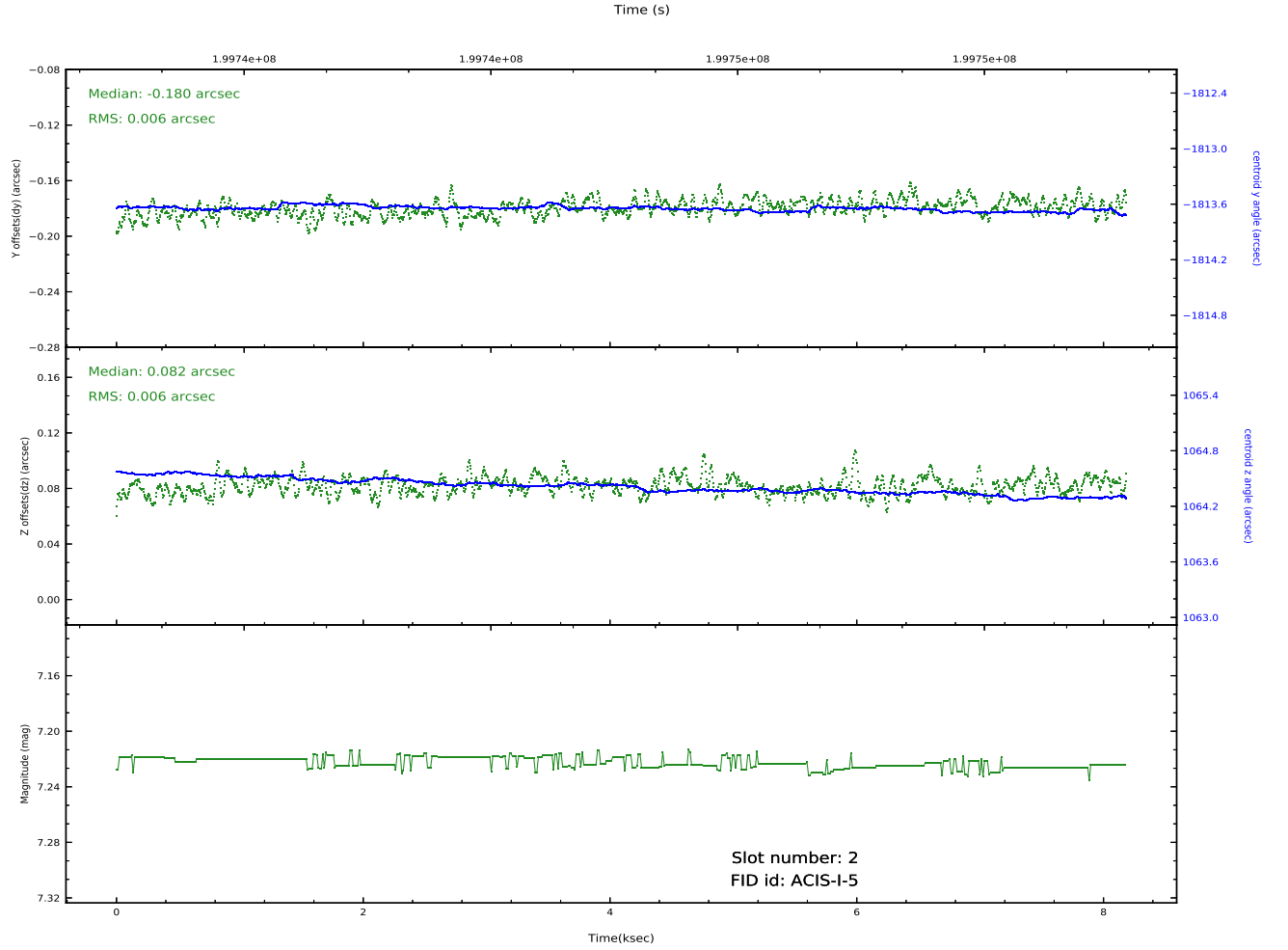
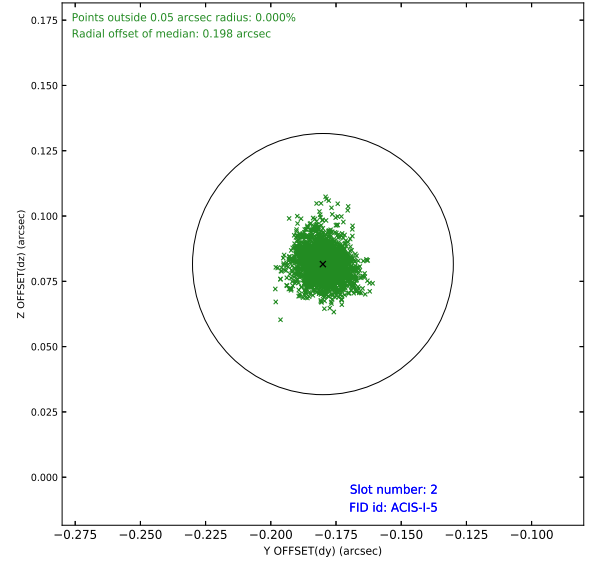
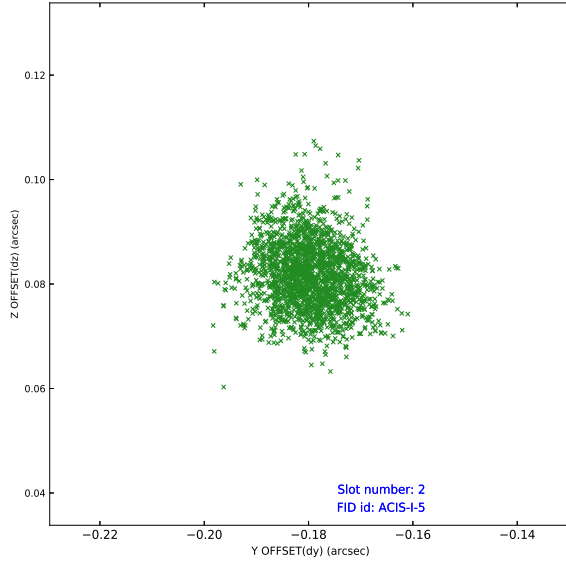
2.5.1 Slot 0



2.5.2 Slot 1



2.5.3 Slot 2



A Summary

A.1 Status

V&V Scientist	Beth Sundheim
V&V Date (YYYY-MM-DD)	2020.09.25
V&V Edition	1
V&V Disposition and Status	OK
V&V Charge Time	7.756

A.2 Comments

Window constraint was not met.