

V&V Reference Report

L2 ASCDS Version : 7.6.10

Observation 2341 - L2 Version 4
Chandra X-Ray Center

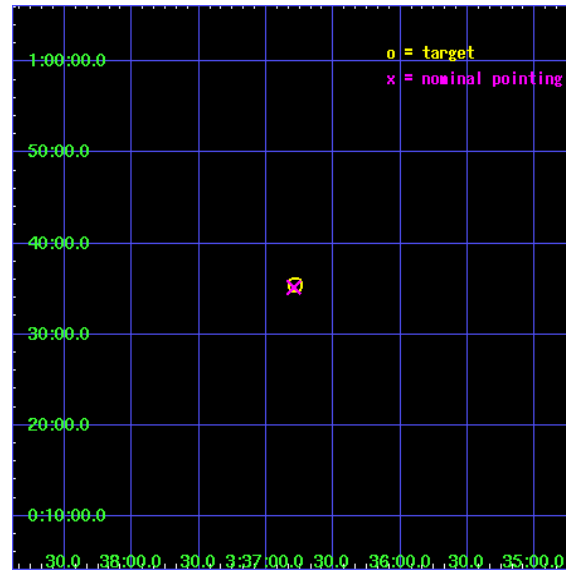
L2 Processing Date : Nov 21 2007

Contents

1	Front	2
2	OBI	3
2.1	OBI	3
2.1.1	Images	3
2.1.2	Parameters	4
2.1.3	Events	4
2.2	Compared Parameters	5
2.3	Aspect	6
2.4	Star Slots	9
2.4.1	Slot 3	9
2.4.2	Slot 4	10
2.4.3	Slot 5	11
2.4.4	Slot 6	12
2.4.5	Slot 7	13
2.5	FID Slots	14
2.5.1	Slot 0	14
3	Point Sources	15
A	Summary	16
A.1	Status	16
A.2	Comments	16

1 Front


seq_num	390023
obs_id	2341
title	HRC-I FOCUS CHECK
observer	Dr. CXC Calibration
object	HR1099
ra_targ	54.197083
dec_targ	0.589972
ra_nom	54.198406120781
dec_nom	0.58594709115295
roll_nom	311.67034640175
revision	4
ontime	0.0
livetime	0.0
l2events	0



2 OBI

2.1 OBI

2.1.1 Images



2.1.2 Parameters

obi_num	0
ascdsver	7.6.11.2
caldbver	3.4.1
date	2007-11-21T06:57:22
revision	4

sched_exp_time	1350.000000
ontime	0.0
l1events	67594

2.1.3 Events

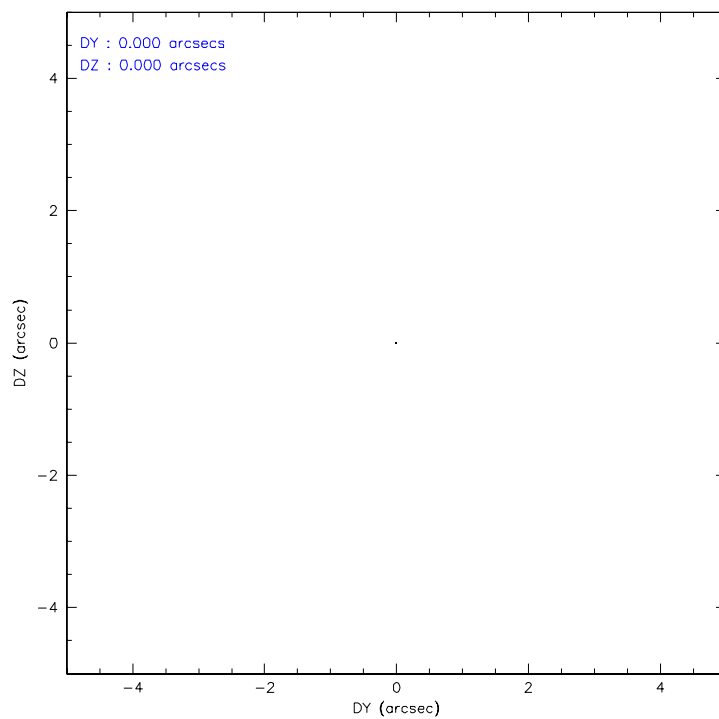
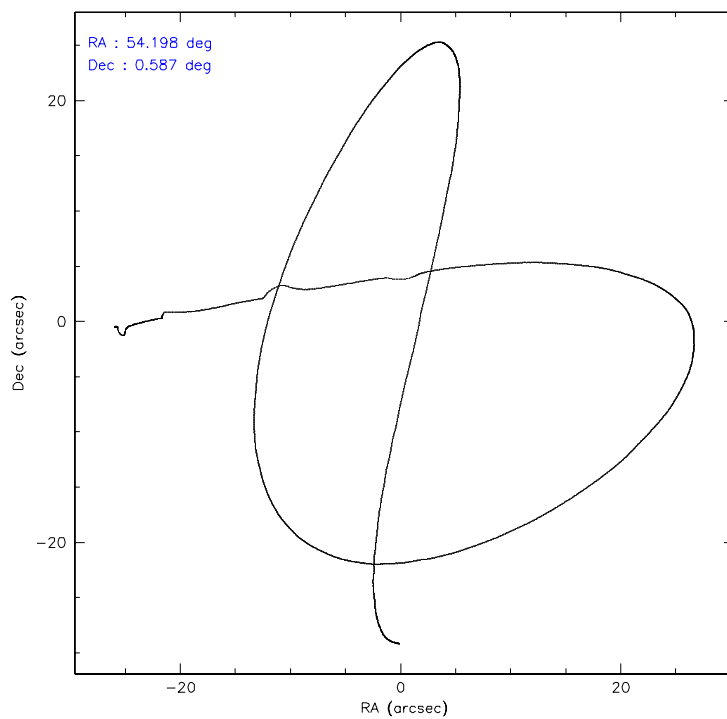
Level 1 Events

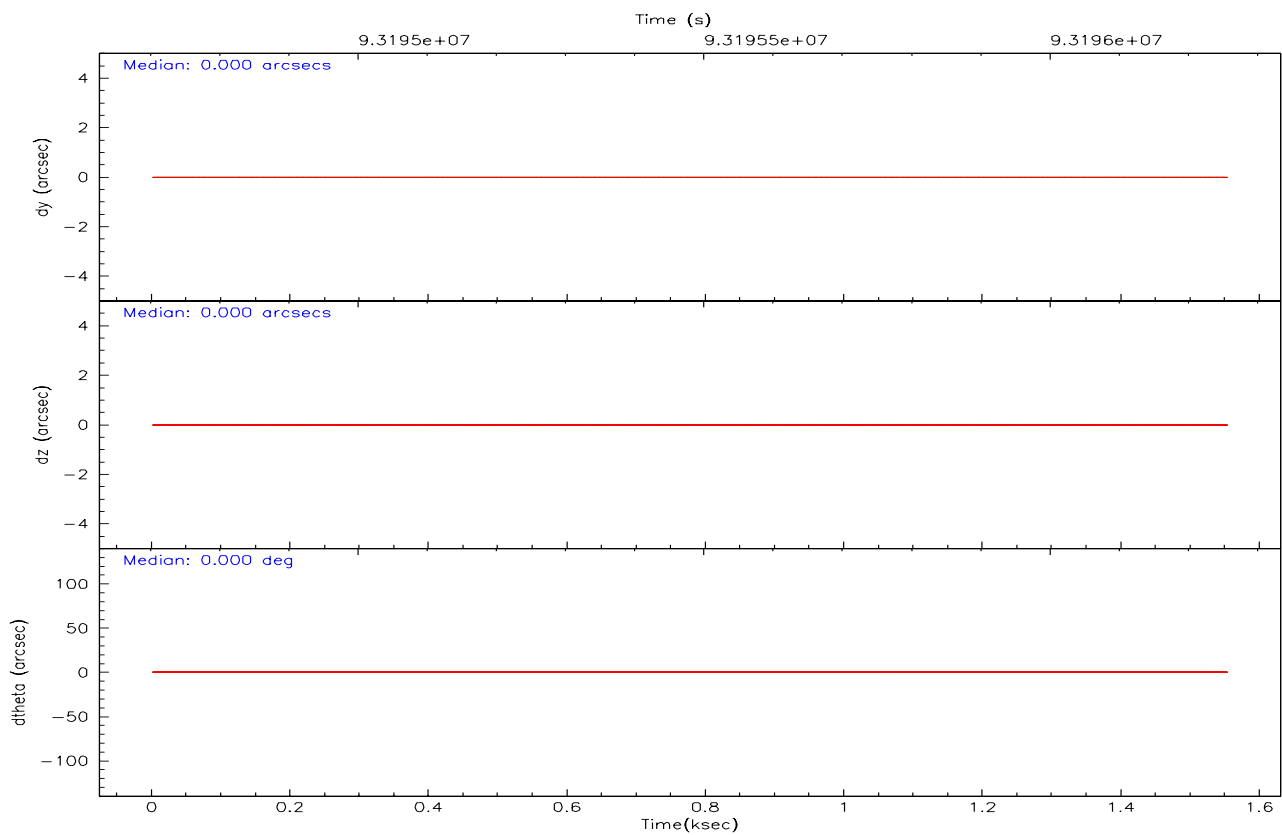
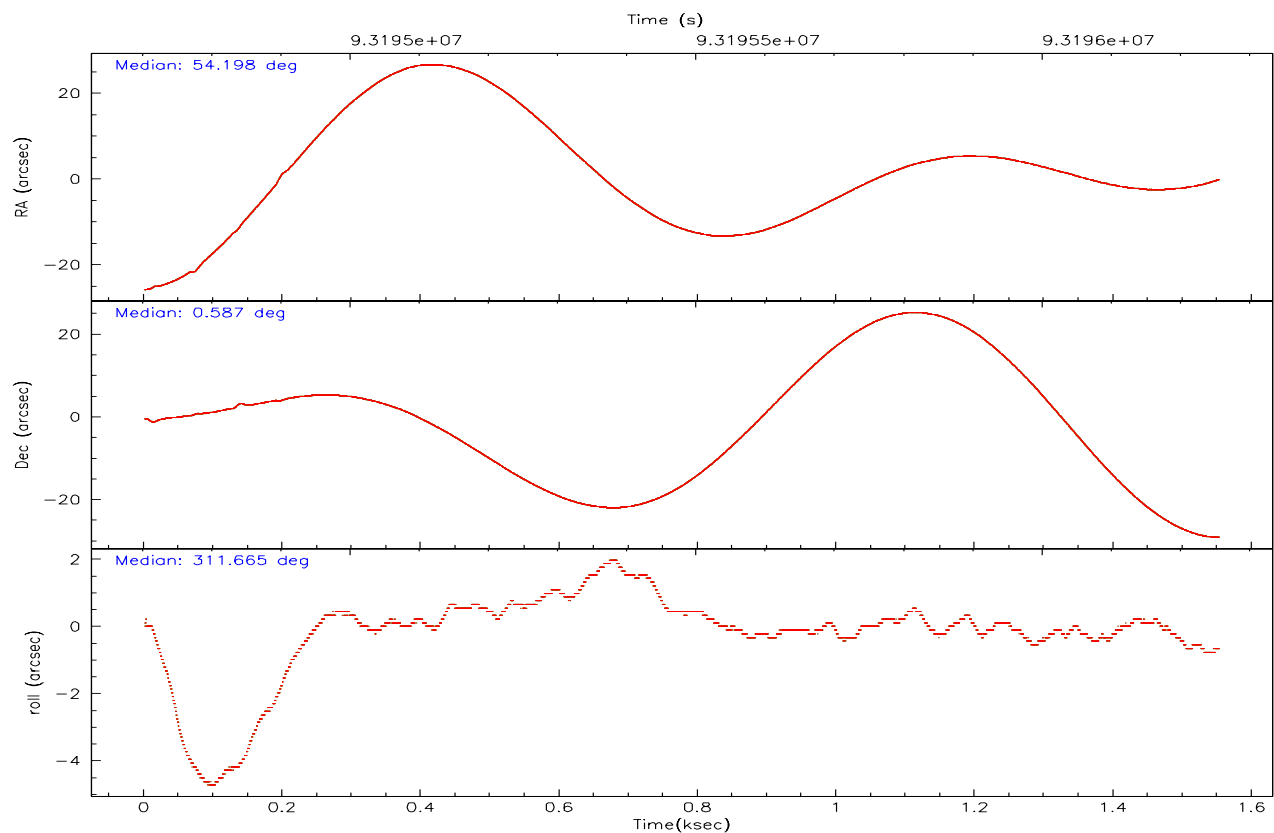
	segment 0
level 1 events	67594
rejected events	0
rejected %	0%

2.2 Compared Parameters

Parameter	Planned	Actual	Parameter	Planned	Actual
Instrument	HRC	HRC	Obspar format version number	6	6
Detector	HRC-I	HRC-I	Obspar file type	PREDICTED	ACTUAL
Grating	NONE	NONE	Obspar update status	NONE	UPDATED
Data mode	OBSERVING	OBSERVING			
Observation mode	POINTING	POINTING			
Pointing RA	54.172517	54.1984061207812			
Pointing Dec	0.593958	0.5859470911529457			
Pointing Roll	311.766064	311.670346401748			
SIM focus pos (mm)	-1.040293	-1.038866356238299			
SIM defocus (mm)	0	0.001426264420575141			
SIM translation stage pos (mm)	126.985494	126.9804656746847			
SIM translation stage offset (mm)	0	0.005023216916882234			
Observation start time	93194908.184000	93194531.493876			
Observation start date	2000-12-14T15:27:24	2000-12-14T15:22:11			
Observation end time	93196258.184000	93196391.868947			
Observation end date	2000-12-14T15:49:54	2000-12-14T15:53:11			

2.3 Aspect



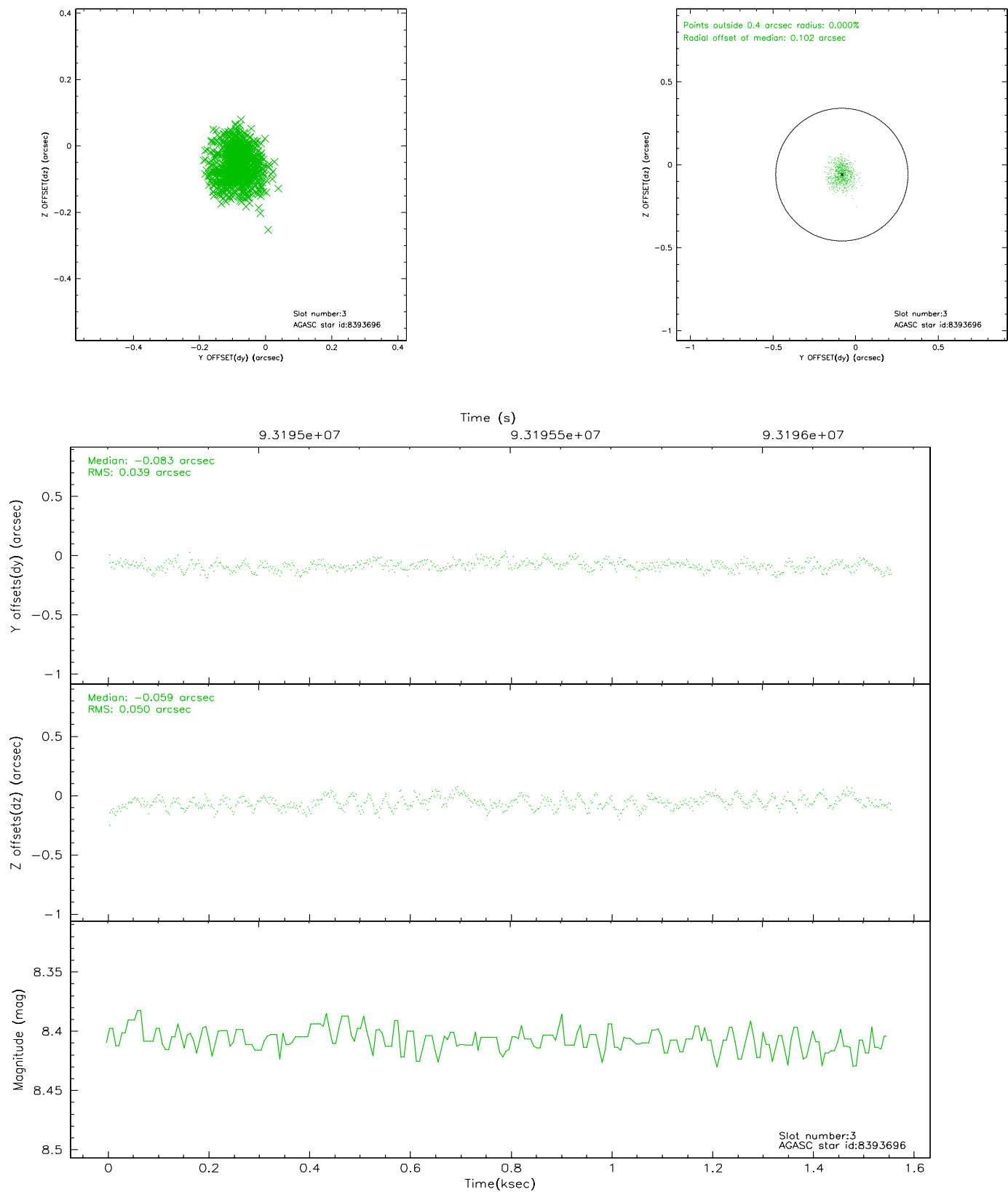


Slot Statistics

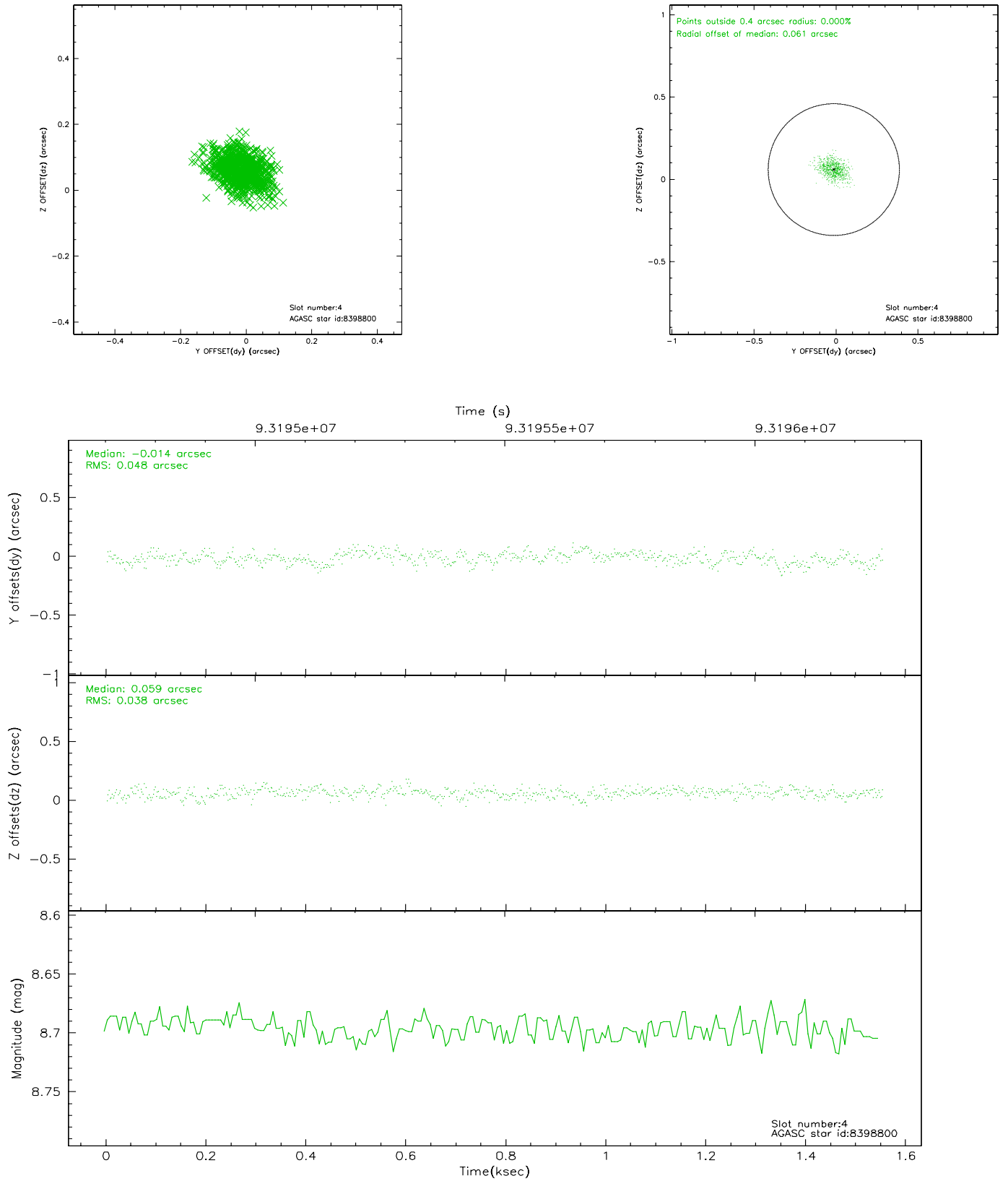
slot	status	id	mag	n_pts	med_dy	med_dz	dr1	dr2	ra	dec	mean_y	mean_z
0	BAD	HRC-I-1	6.95	34	-3.634	-2.840	0.016	0.029	0.000000	0.000000	-758.83	-1290.55
1	UNUSED		0.00	0	0.000	0.000	0.000	0.000	0.000000	0.000000	0.00	0.00
2	UNUSED		0.00	0	0.000	0.000	0.000	0.000	0.000000	0.000000	0.00	0.00
3	GUIDE	8393696	8.41	758	-0.083	-0.059	0.069	0.106	53.645666	0.680479	-1494.01	-1207.06
4	GUIDE	8398800	8.70	758	-0.014	0.059	0.065	0.108	54.242352	0.922024	-713.95	972.78
5	GUIDE	8395104	8.67	758	-0.040	0.052	0.089	0.139	54.744893	0.796520	828.88	2024.23
6	GUIDE	8390744	9.02	758	-0.047	0.070	0.066	0.111	53.677290	0.926294	-2077.11	-529.87
7	GUIDE	618141232	8.99	757	0.179	-0.120	0.105	0.165	54.173459	-0.292336	2381.43	-2123.23

2.4 Star Slots

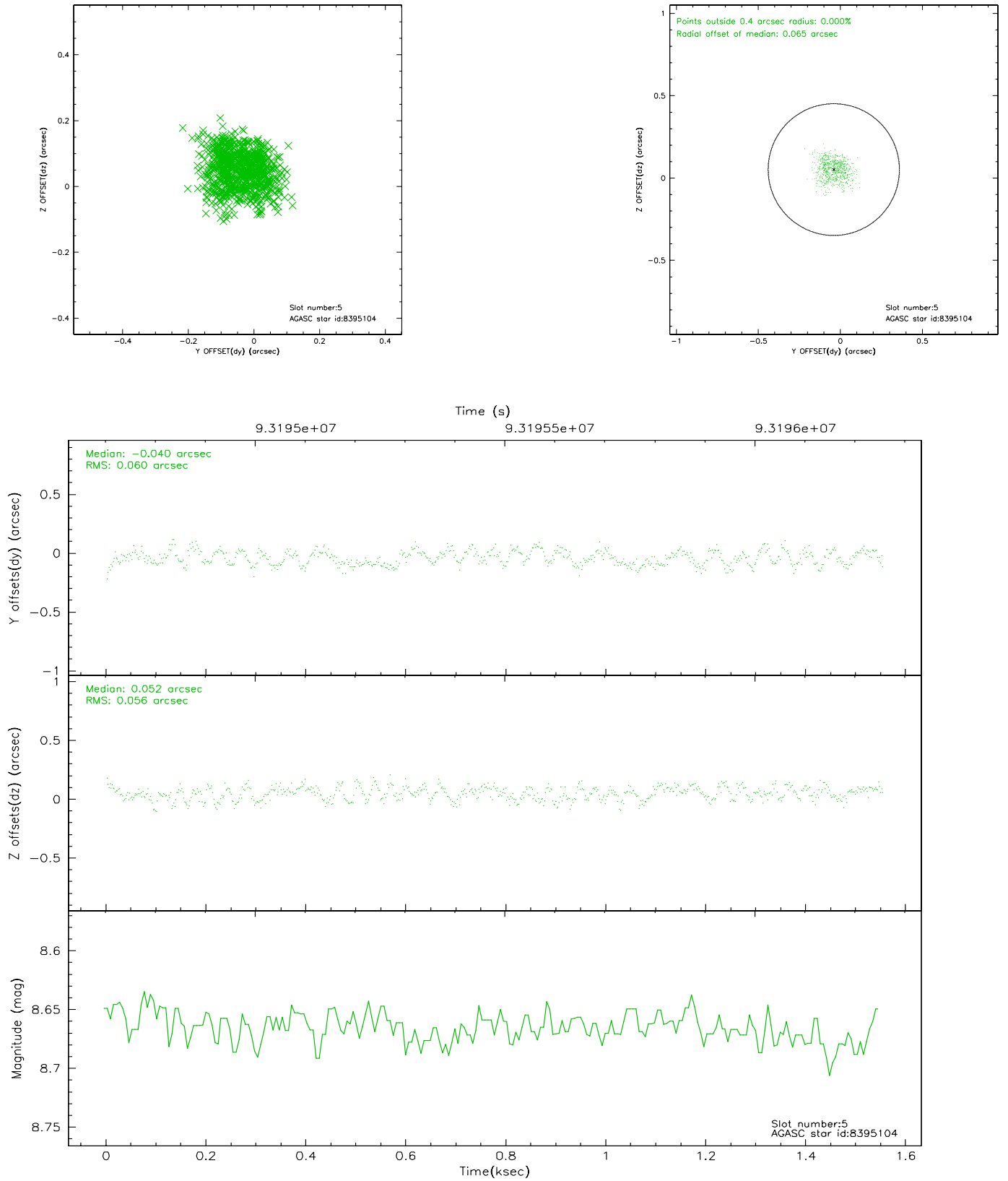
2.4.1 Slot 3



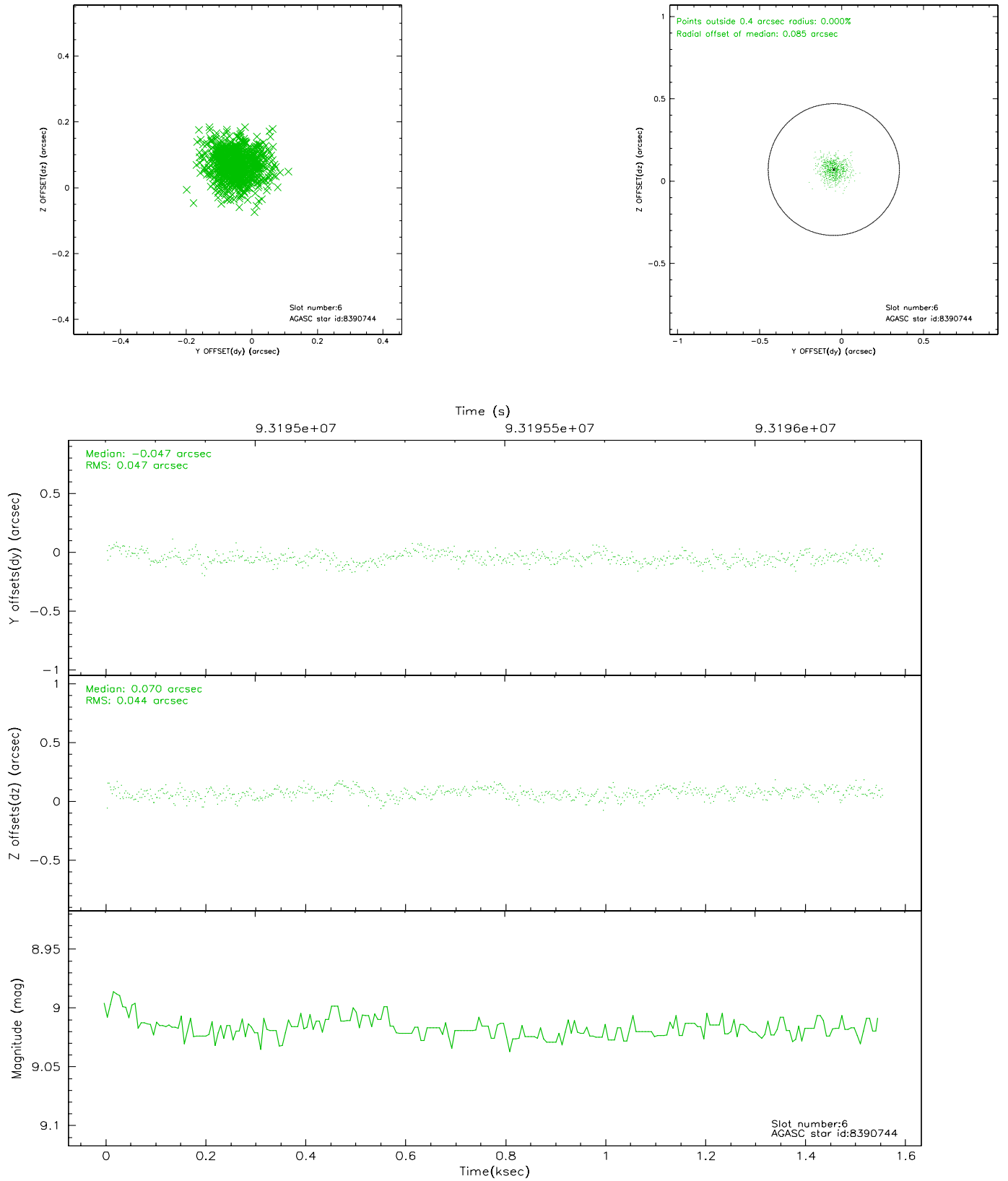
2.4.2 Slot 4



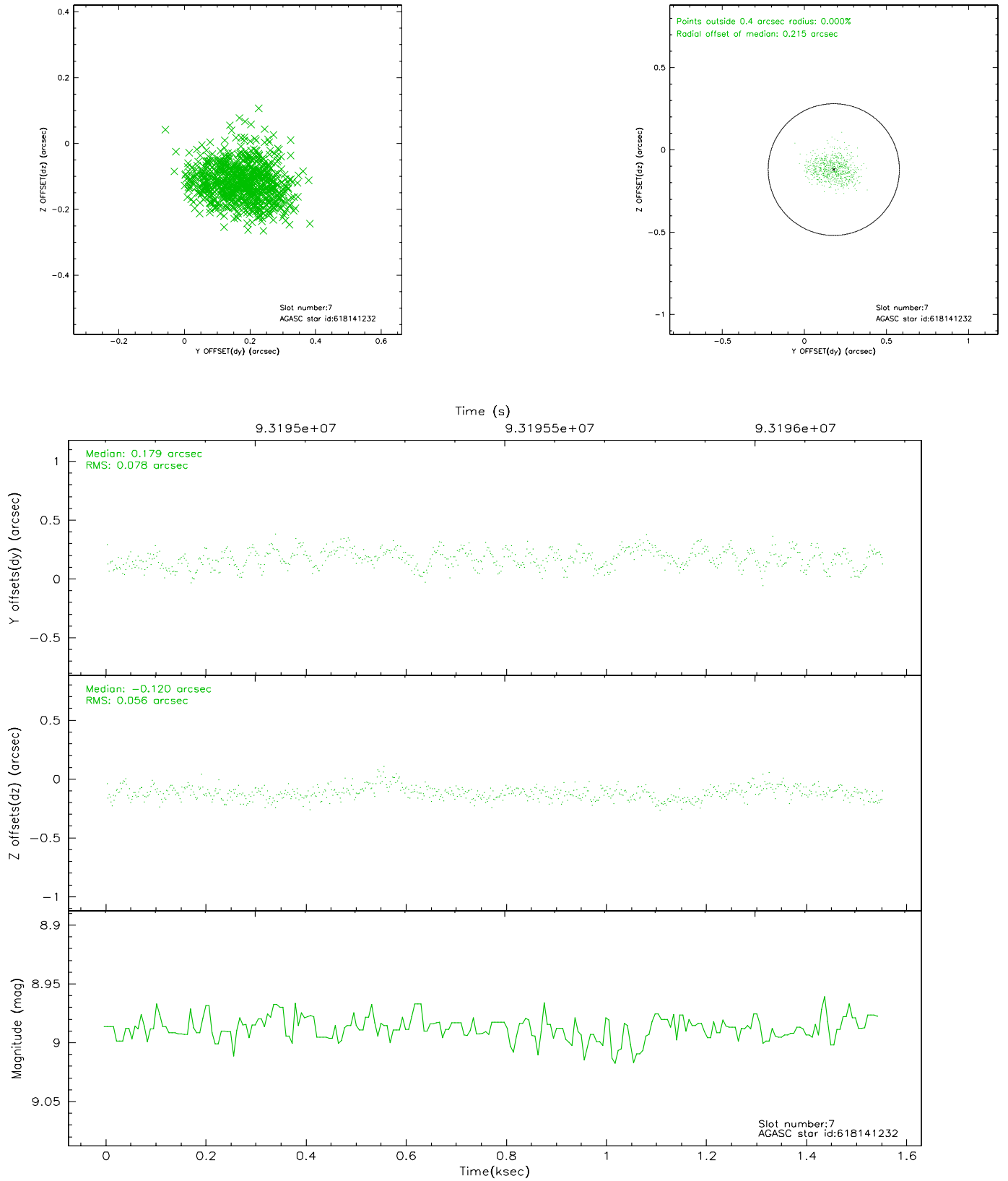
2.4.3 Slot 5



2.4.4 Slot 6

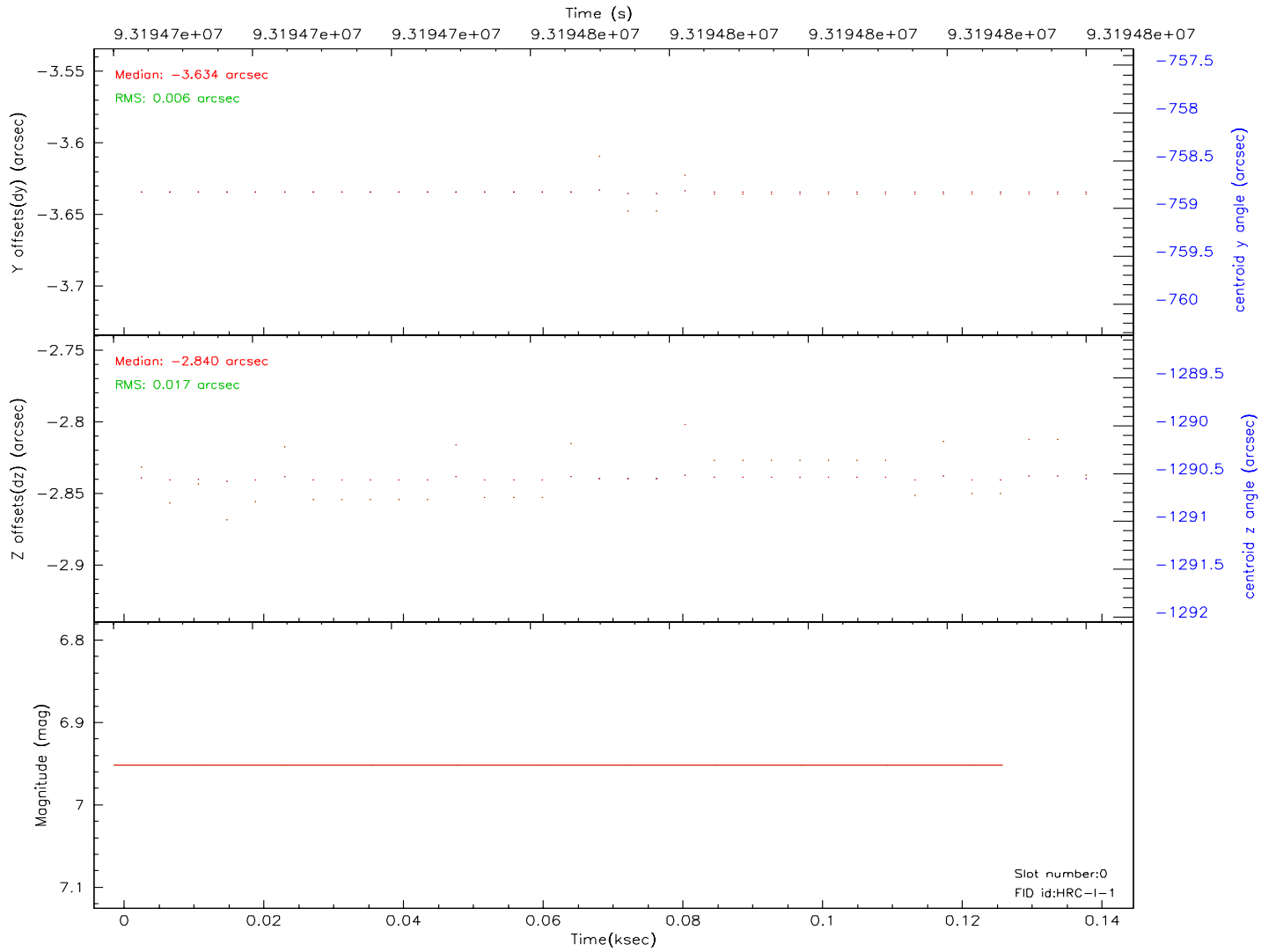
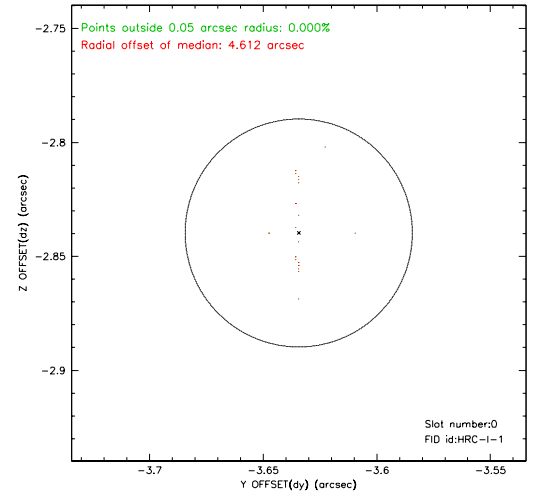
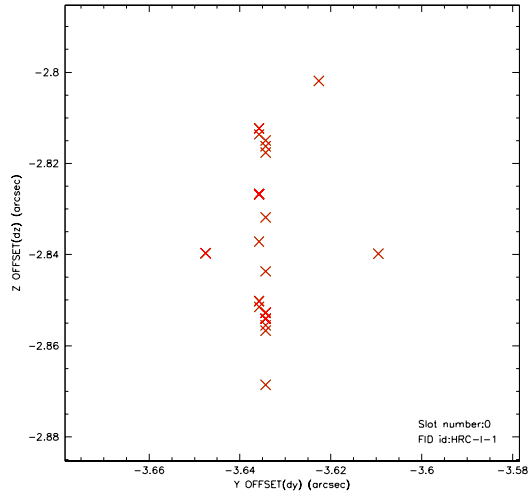


2.4.5 Slot 7



2.5 FID Slots

2.5.1 Slot 0



3 Point Sources

A Summary

A.1 Status

V&V Scientist	Jen Lauer
V&V Date (YYYY-MM-DD)	2007.12.04
V&V Edition	1
V&V Disposition and Status	OK
V&V Charge Time	1.5511

A.2 Comments

There is only 1 fid light visible because this is an HRC focus test using the shutters. That single fid light was tracked only 9.1% of the time. =====

While previous processings of this obsid used the bad fid light in order to produce some Level 2 events, the Aspect Team does not believe there is a substantial degradation of the X-ray data content with no fid lights for this obsid. This processing is therefore considered acceptable. There are no Level 2 events because of the lack of fid light data. =====

The charge time remains at the original 1.5511 ksec, although the current processing would have resulted in a charge time of 0 ksec.

The current observation has been reprocessed as part of Repro III ('C' supplement) the purpose of which is to update all HRC-I ObsIDs since Jan 2000 to the latest calibrations available for that configuration. Specifically, we are updating the DEGAP solution and the Gain Maps applied. For more information see the Repro IIIC web page at

<http://asc.harvard.edu/cda/repro3.html#IIIC>

and the associated links.