

# V&V Reference Report

## L2 ASCDS Version : 10.9.1

Observation 5900 - L2 Version 4  
Chandra X-Ray Center

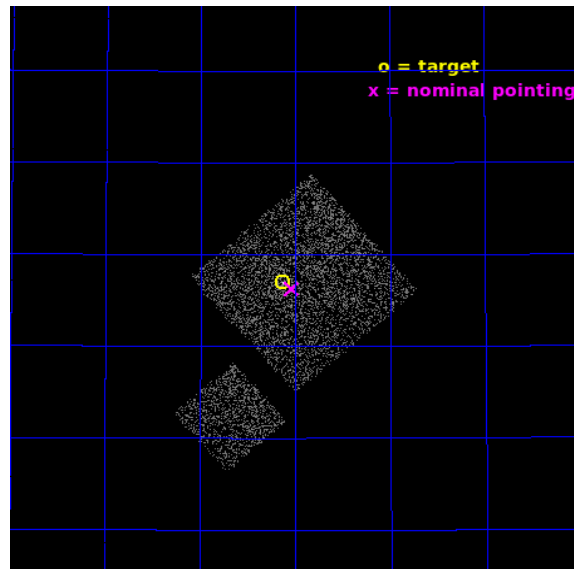
L2 Processing Date : Oct 6 2020

## Contents

<b>1</b>	<b>Front</b>	<b>2</b>
<b>2</b>	<b>OBI</b>	<b>3</b>
2.1	OBI . . . . .	3
2.1.1	Images . . . . .	3
2.1.2	Bias . . . . .	3
2.1.3	Parameters . . . . .	4
2.1.4	Events . . . . .	4
2.2	Compared Parameters . . . . .	5
2.3	Aspect . . . . .	6
2.4	Star Slots . . . . .	9
2.4.1	Slot 3 . . . . .	9
2.4.2	Slot 4 . . . . .	10
2.4.3	Slot 5 . . . . .	11
2.4.4	Slot 6 . . . . .	12
2.4.5	Slot 7 . . . . .	13
2.5	FID Slots . . . . .	14
2.5.1	Slot 0 . . . . .	14
2.5.2	Slot 1 . . . . .	15
2.5.3	Slot 2 . . . . .	16
<b>A</b>	<b>Summary</b>	<b>17</b>
A.1	Status . . . . .	17
A.2	Comments . . . . .	17

# 1 Front


seq_num	600419	Sequence number
obs_id	5900	Observation id
title	Snapshot Observations of X-ray Bright Early-Type Galaxies	Proposal
observer	Dr. Stephen Murray	Principal investigator
object	NGC2329	Source name
dtcycle	0	&#160
cycle	P	events from which exps? Prim/Second/Both
ra_targ	107.283333	Observer's specified target RA [deg]
dec_targ	48.615556	Observer's specified target Dec [deg]
ra_nom	107.25924441935	Nominal RA [deg]
dec_nom	48.604542507153	Nominal Dec [deg]
roll_nom	228.53037219697	Nominal Roll [deg]
revision	4	Processing version of data
ontime	2898.9117310643	Sum of GTIs [s]
livetime	2862.2039652105	Livetime [s]
ontime0	2898.7886110544	Sum of GTIs [s]
ontime1	2898.8296510577	Sum of GTIs [s]
ontime2	2898.870691061	Sum of GTIs [s]
ontime3	2898.9117310643	Sum of GTIs [s]
ontime6	2898.7475710511	Sum of GTIs [s]
l2events	7794	Number of level 2 events




## 2 OBI

### 2.1 OBI

#### 2.1.1 Images



#### 2.1.2 Bias



### 2.1.3 Parameters

obi_num	0	Obi number	sched_exp_time	2865.846000	[s] Scheduled observation exposure time
ascdsver	10.9.1	Processing system revision	ontime	2898.9117310643	Sum of GTIs [s]
caldsver	4.9.2	&#160	ontime0	2898.7886110544	Sum of GTIs [s]
date	2020-10-06T14:53:39	Date and time of file creation	ontime1	2898.8296510577	Sum of GTIs [s]
revision	4	Processing version of data	ontime2	2898.870691061	Sum of GTIs [s]
			ontime3	2898.9117310643	Sum of GTIs [s]
			ontime6	2898.7475710511	Sum of GTIs [s]
			l1events	84732	Number of level 1 events

### 2.1.4 Events

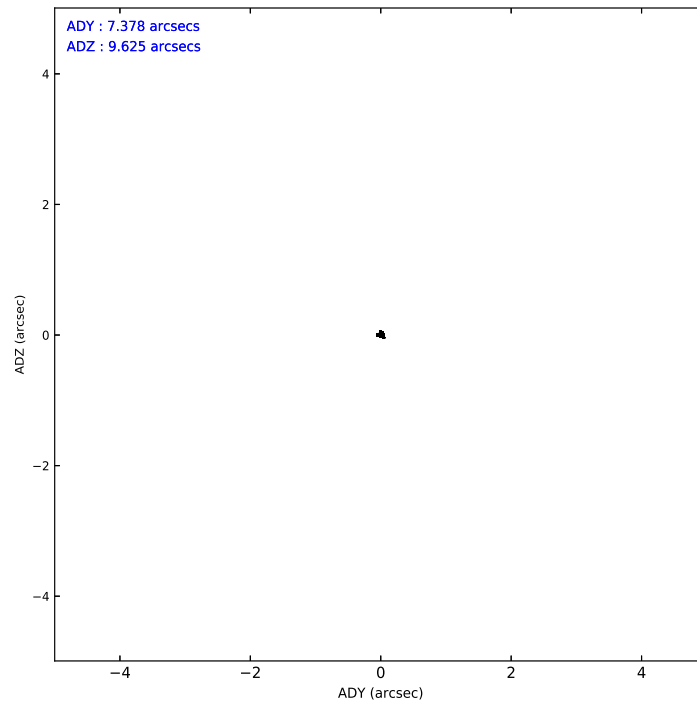
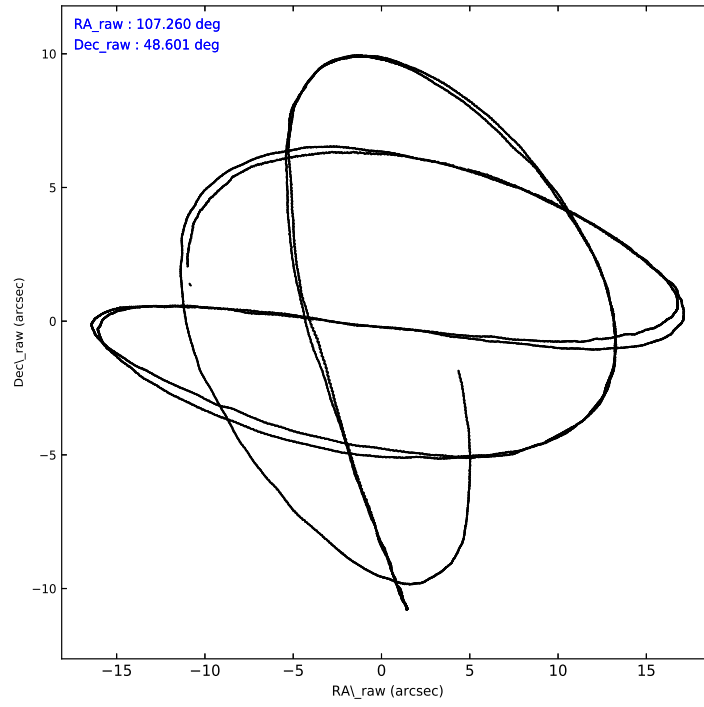
	ccd 0	ccd 1	ccd 2	ccd 3	ccd 6
level 1 events	15877	16231	17265	18154	17205
rejected events	14064	14181	15577	16066	15524
rejected %	88%	87%	90%	88%	90%

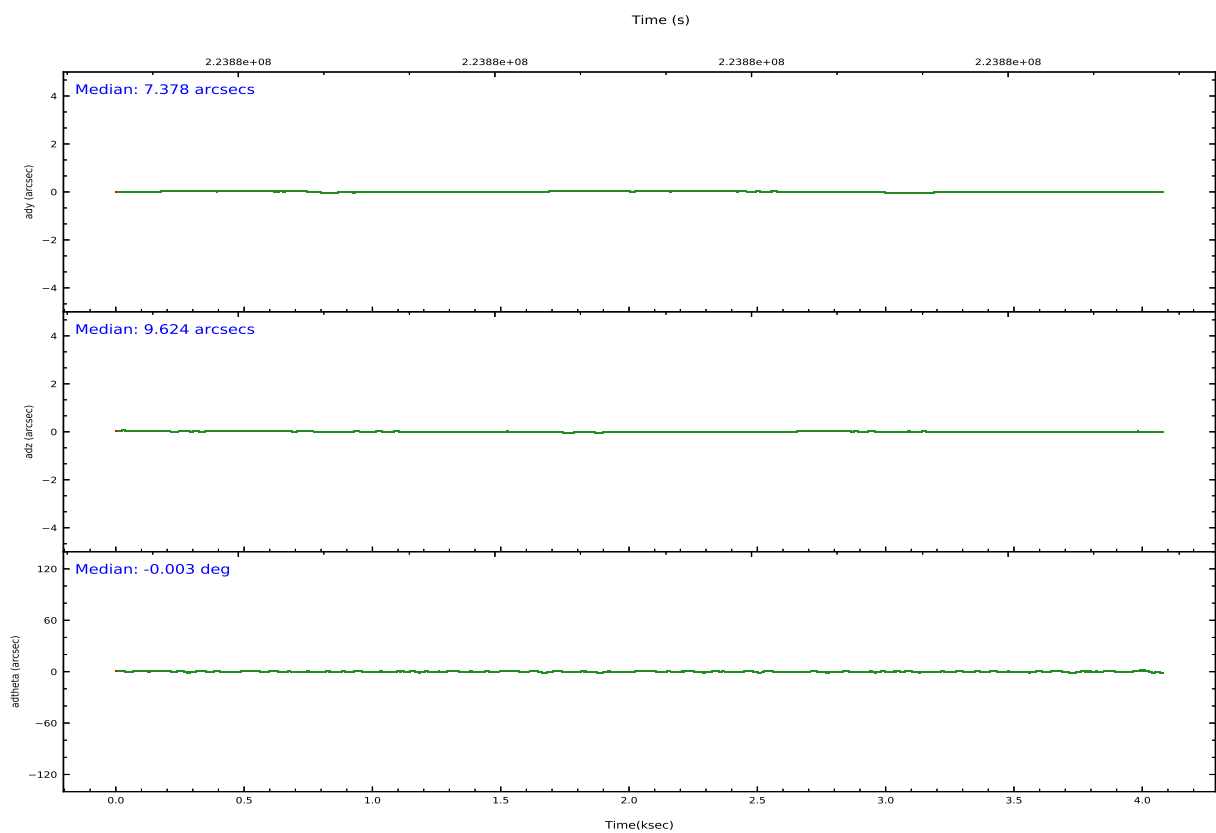
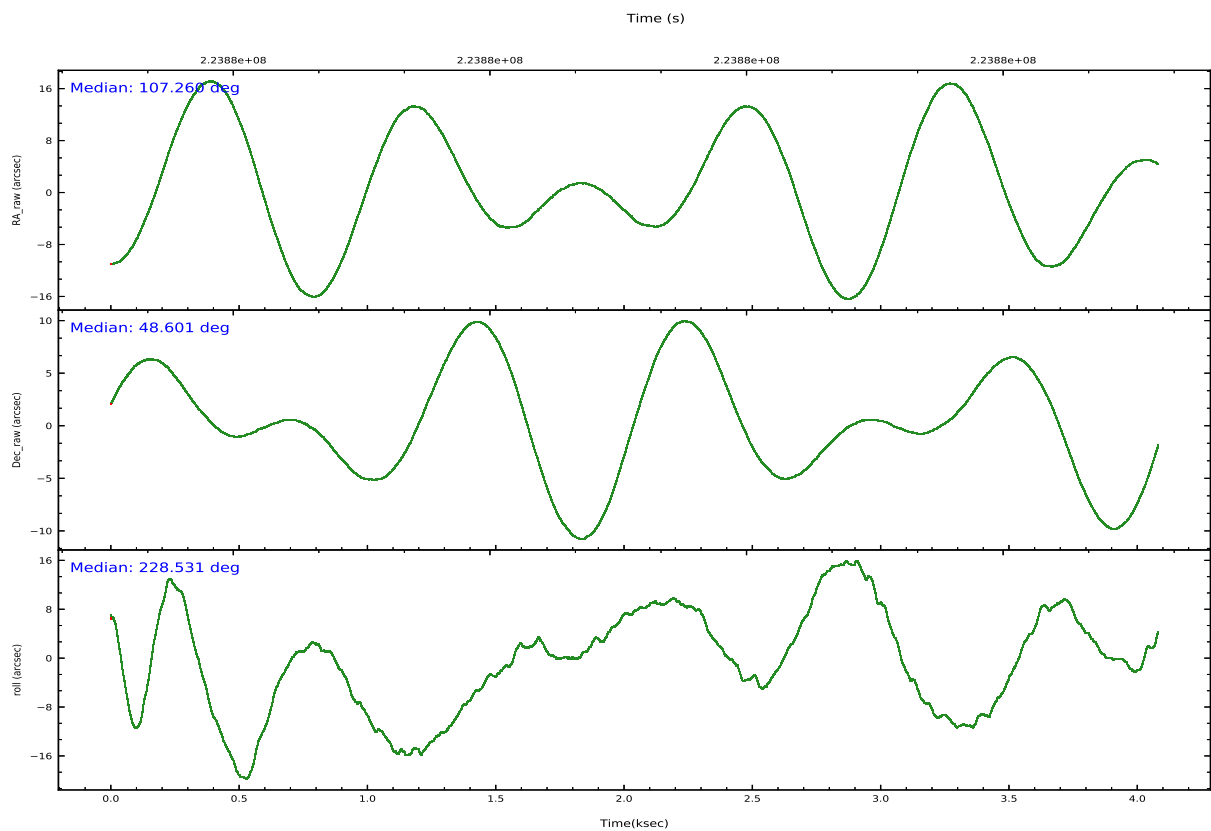
	ccd 0	ccd 1	ccd 2	ccd 3	ccd 6
grade 0 events	677	786	655	915	546
	4%	4%	3%	5%	3%
grade 1 events	8	9	9	19	5
	0%	0%	0%	0%	0%
grade 2 events	424	413	364	398	349
	2%	2%	2%	2%	2%
grade 3 events	196	226	168	212	207
	1%	1%	0%	1%	1%
grade 4 events	191	225	200	203	195
	1%	1%	1%	1%	1%
grade 5 events	613	665	543	674	713
	3%	4%	3%	3%	4%
grade 6 events	337	403	302	367	388
	2%	2%	1%	2%	2%
grade 7 events	13431	13504	15024	15366	14802
	84%	83%	87%	84%	86%

## 2.2 Compared Parameters

Parameter	Planned	Actual	Parameter	Planned	Actual
Instrument	ACIS	ACIS	Obspar version number	8	8
Detector	ACIS-01236	ACIS-01236	Obspar file type	PREDICTED	ACTUAL
Grating	NONE	NONE	Obspar update status	NONE	UPDATED
Data mode	VFAINT	VFAINT	Number of optional ACIS chips dropped	0	0
Observation mode	POINTING	POINTING	On-chip summing requested	N	N
[deg] Pointing RA	107.268319	107.25924441935	Subarray requested	NONE	NONE
[deg] Pointing Dec	48.627967	48.604542507153	Alternating exposures requested	N	N
[deg] Pointing Roll	228.323872	228.53037219697	[s] Primary exposure time	0.000000	3.2
[mm] SIM focus pos	-0.782348	-0.7809083437167272			
[mm] SIM defocus	0	0.001439871863259334			
[mm] SIM translation stage pos	-231.092463	-231.0932336816812			
[mm] SIM translation stage offset	-2.5	-2.499219321248518			
[s] Observation start time (MET)	223881739.184000	223880285.74538			
Observation start date	2005-02-04T05:21:15	2005-02-04T04:58:05			
[s] Observation end time (MET)	223884605.184000	223884839.30808			
Observation end date	2005-02-04T06:09:01	2005-02-04T06:13:59			
Read mode	TIMED	TIMED			

## 2.3 Aspect



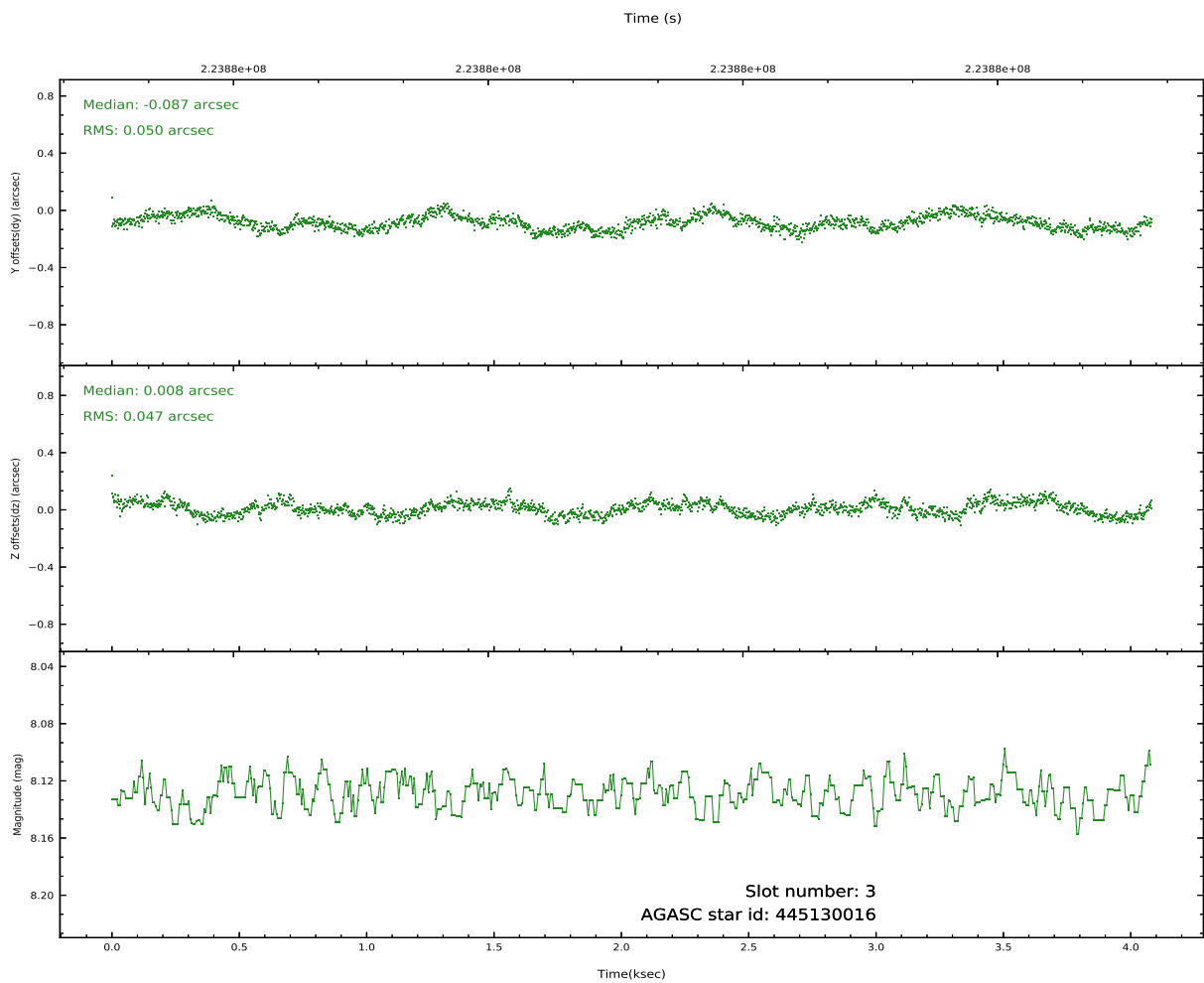
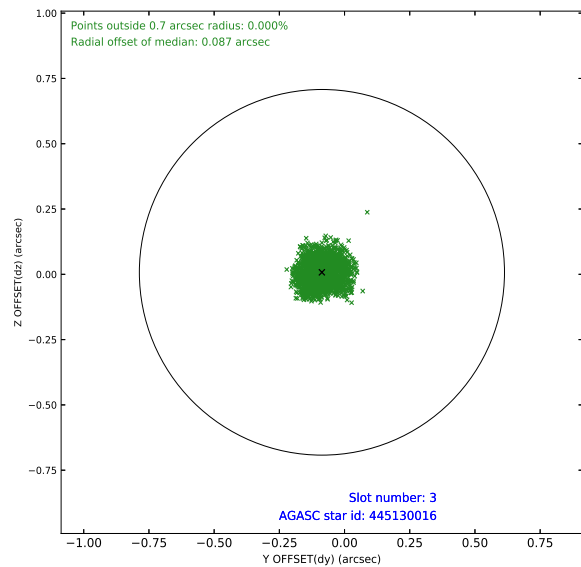
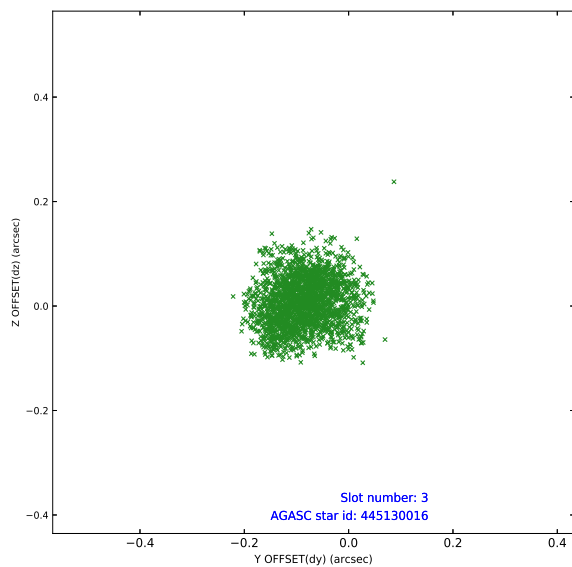


Slot Statistics

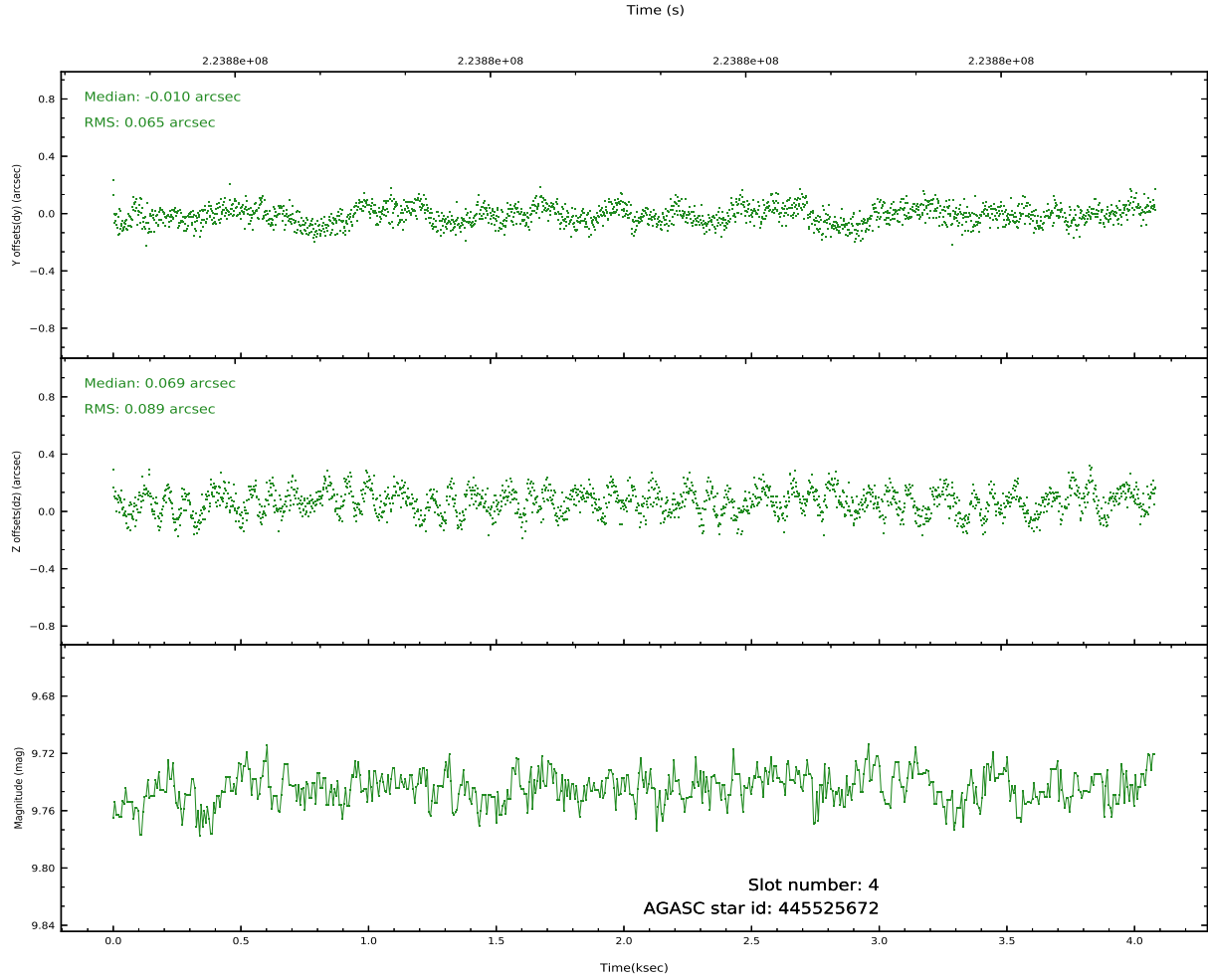
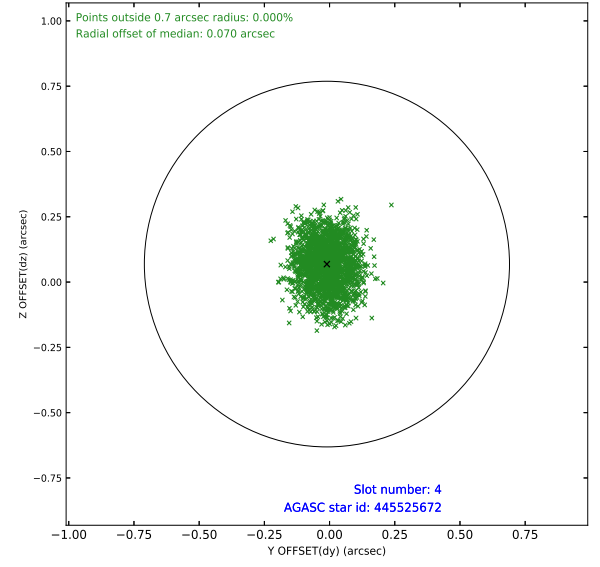
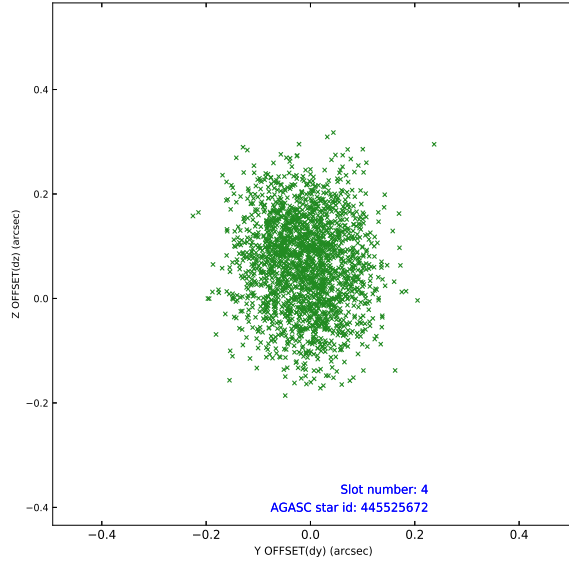
pt	status	used	id	mag	n_pts	frac_pts	med_dy	med_dz	dr1	dr2	ra	dec	mean_y	mea
0	FID		ACIS-I-1	7.25	996	1.000	-0.008	-0.098	0.008	0.014	0.000000	0.000000	932.25	-884
1	FID		ACIS-I-4	7.17	996	1.000	0.168	0.096	0.008	0.014	0.000000	0.000000	2153.16	1015
2	FID		ACIS-I-5	7.23	996	1.000	-0.258	0.073	0.007	0.013	0.000000	0.000000	-1814.06	1014
3	GUIDE	used	445130016	8.13	1992	1.000	-0.087	0.008	0.075	0.114	106.952331	48.716810	259.28	-774
4	GUIDE	used	445525672	9.74	1989	1.000	-0.010	0.069	0.119	0.187	106.671965	49.076211	-273.29	-2126
5	GUIDE	used	445527904	9.56	1990	1.000	0.008	-0.024	0.117	0.188	106.848561	49.087246	-578.57	-1841
6	GUIDE	used	445660704	9.16	1982	1.000	0.068	-0.018	0.090	0.143	107.222237	48.869375	-576.50	-660
7	GUIDE	used	445660800	9.78	1989	1.000	0.022	-0.034	0.125	0.201	107.687540	48.769689	-1044.66	401

## 2.4 Star Slots

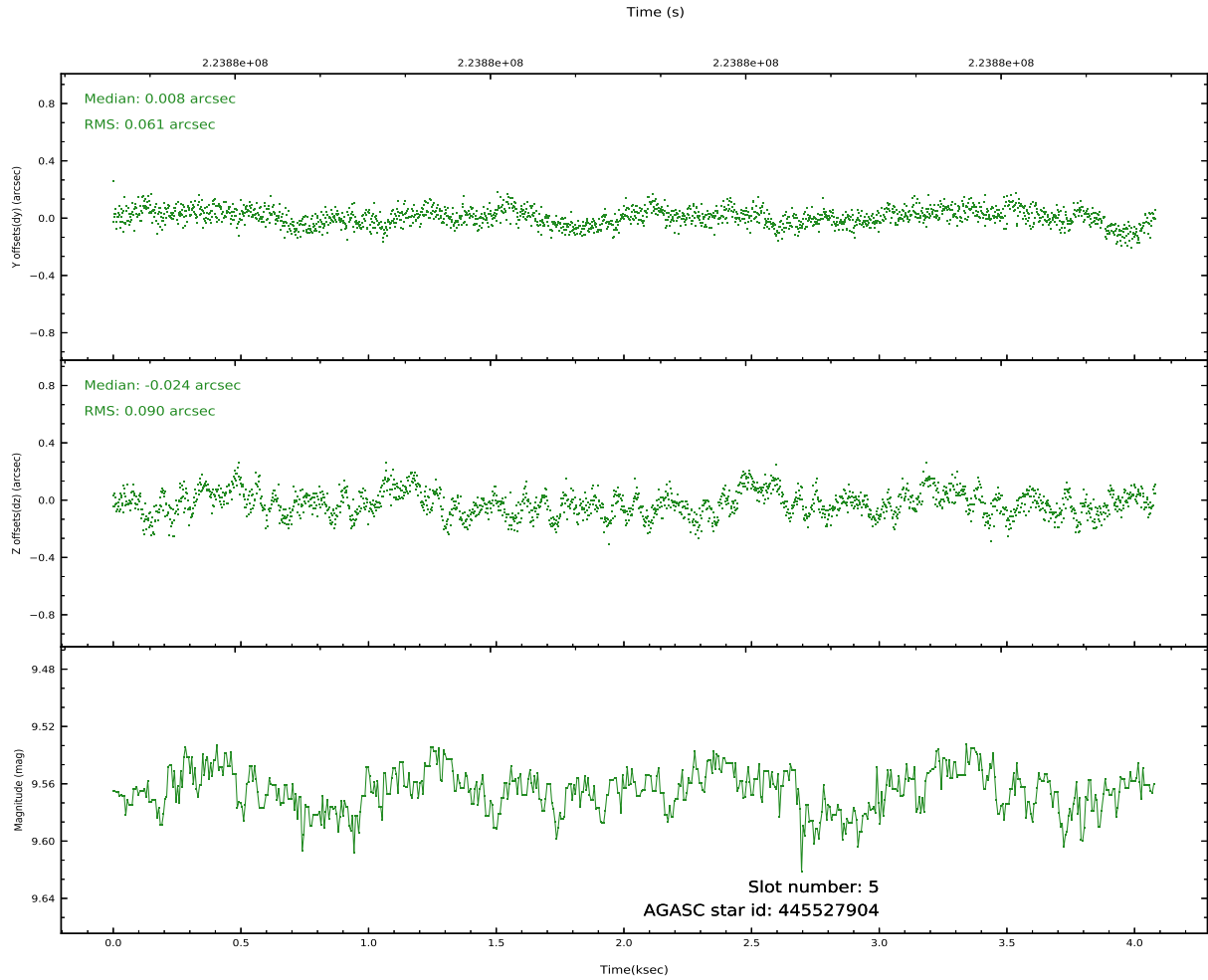
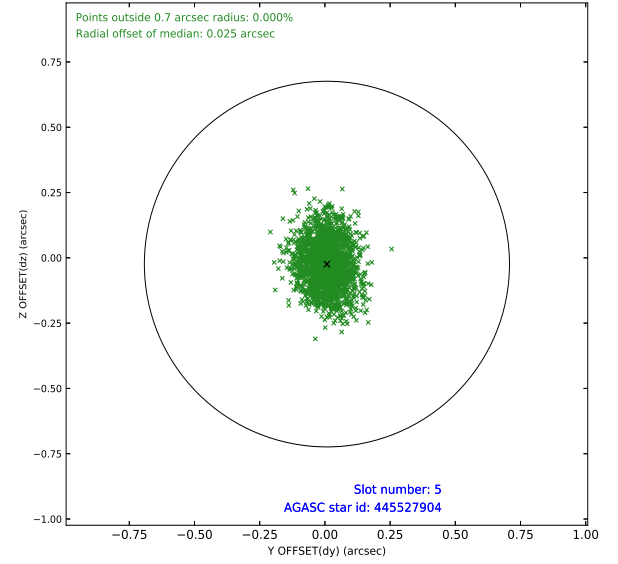
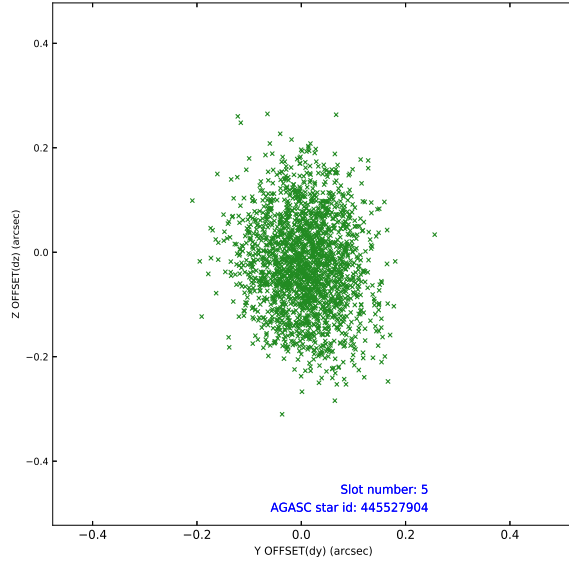
### 2.4.1 Slot 3



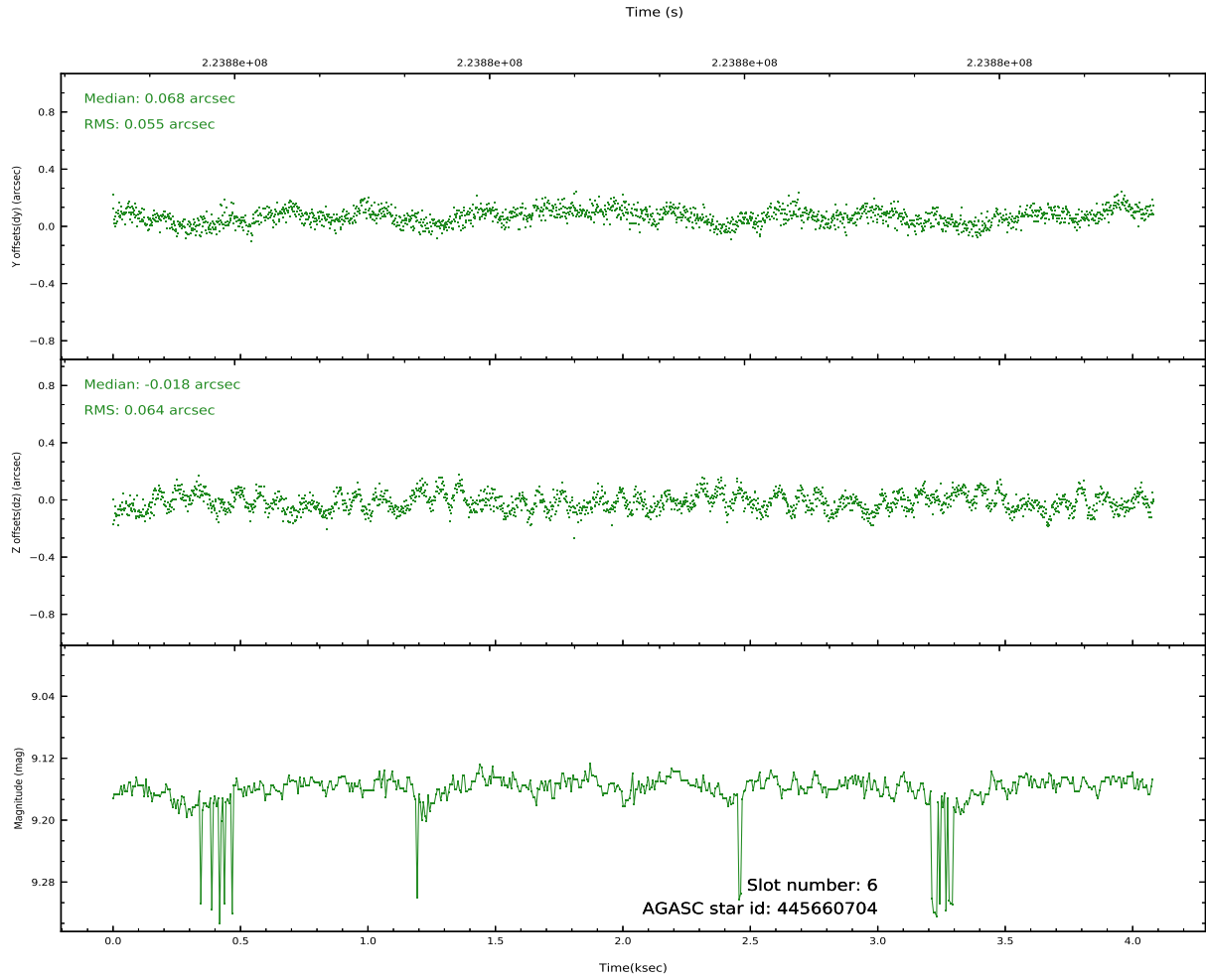
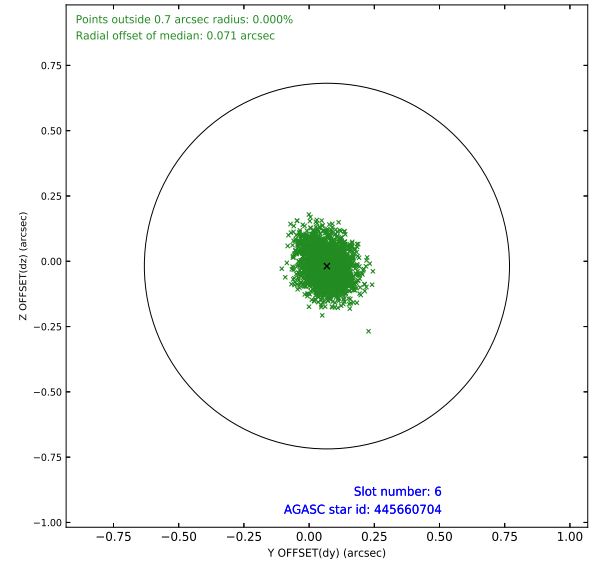
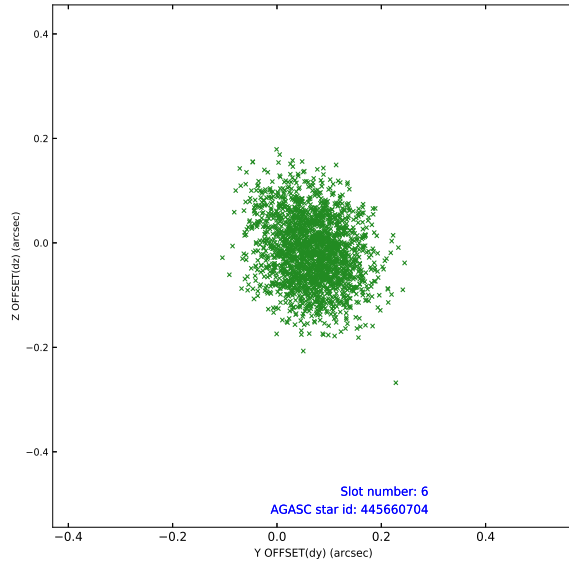
## 2.4.2 Slot 4



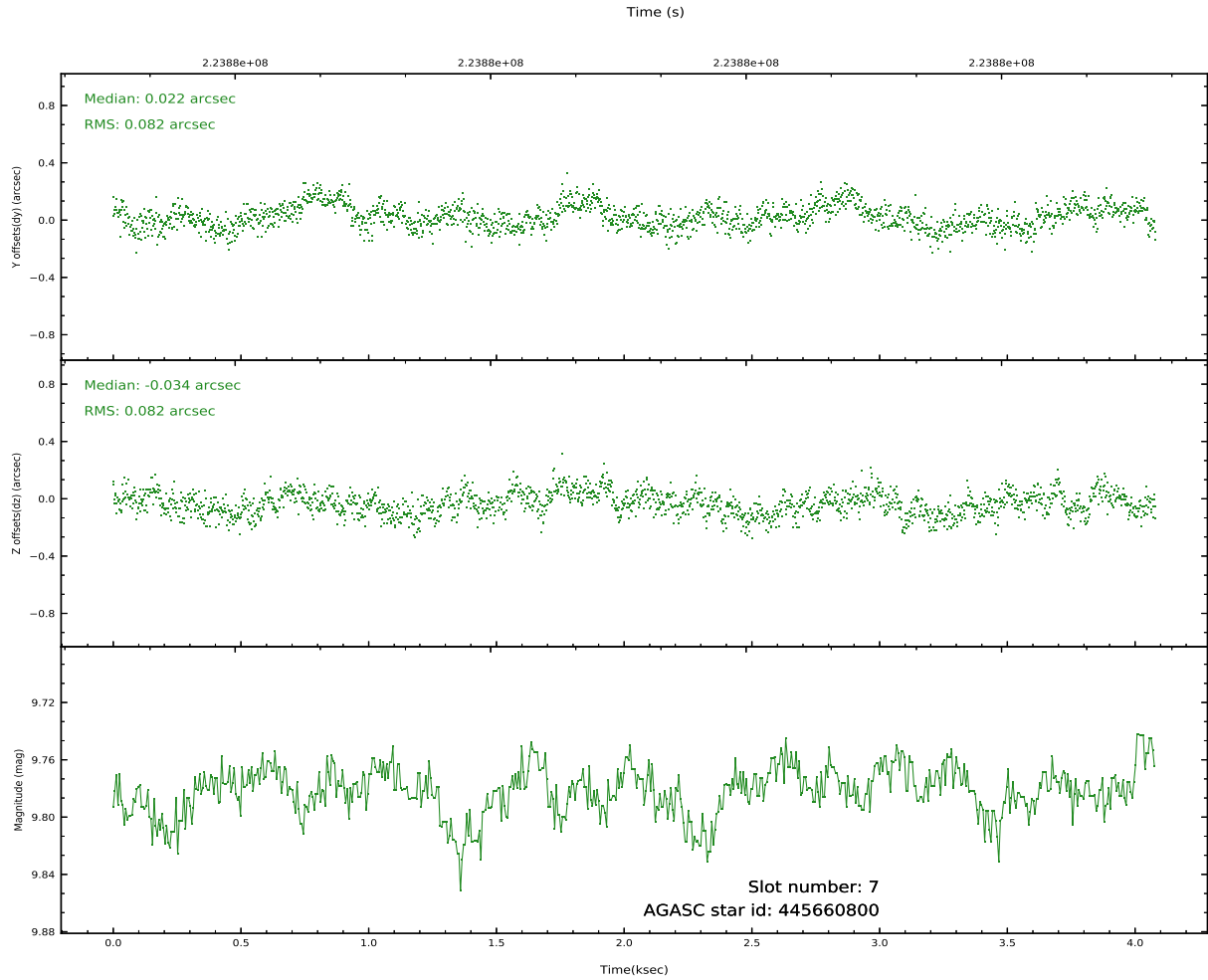
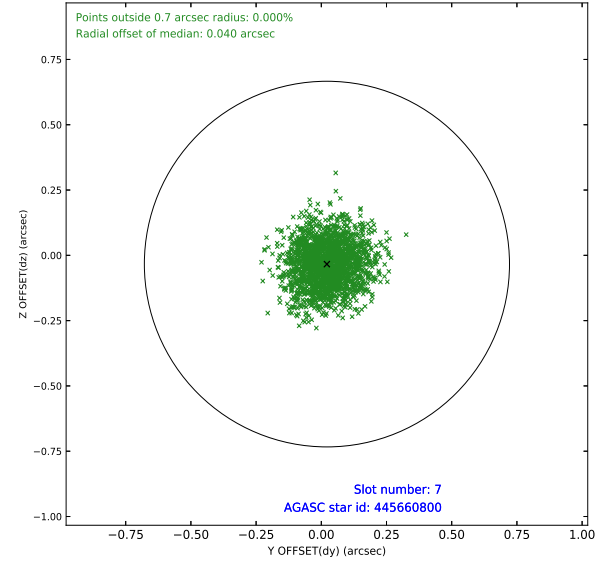
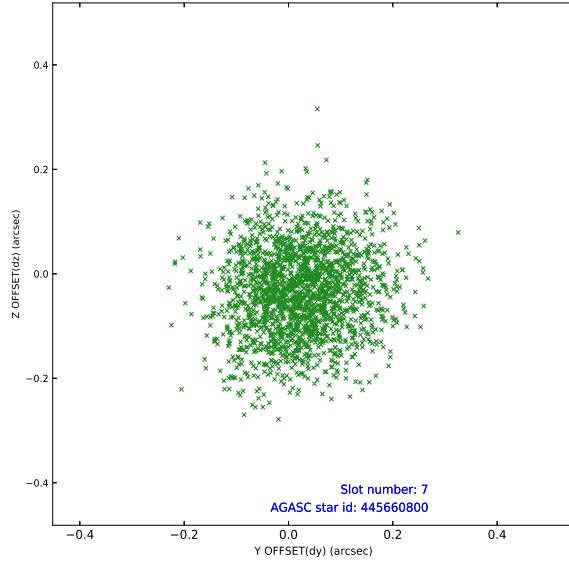
### 2.4.3 Slot 5



## 2.4.4 Slot 6

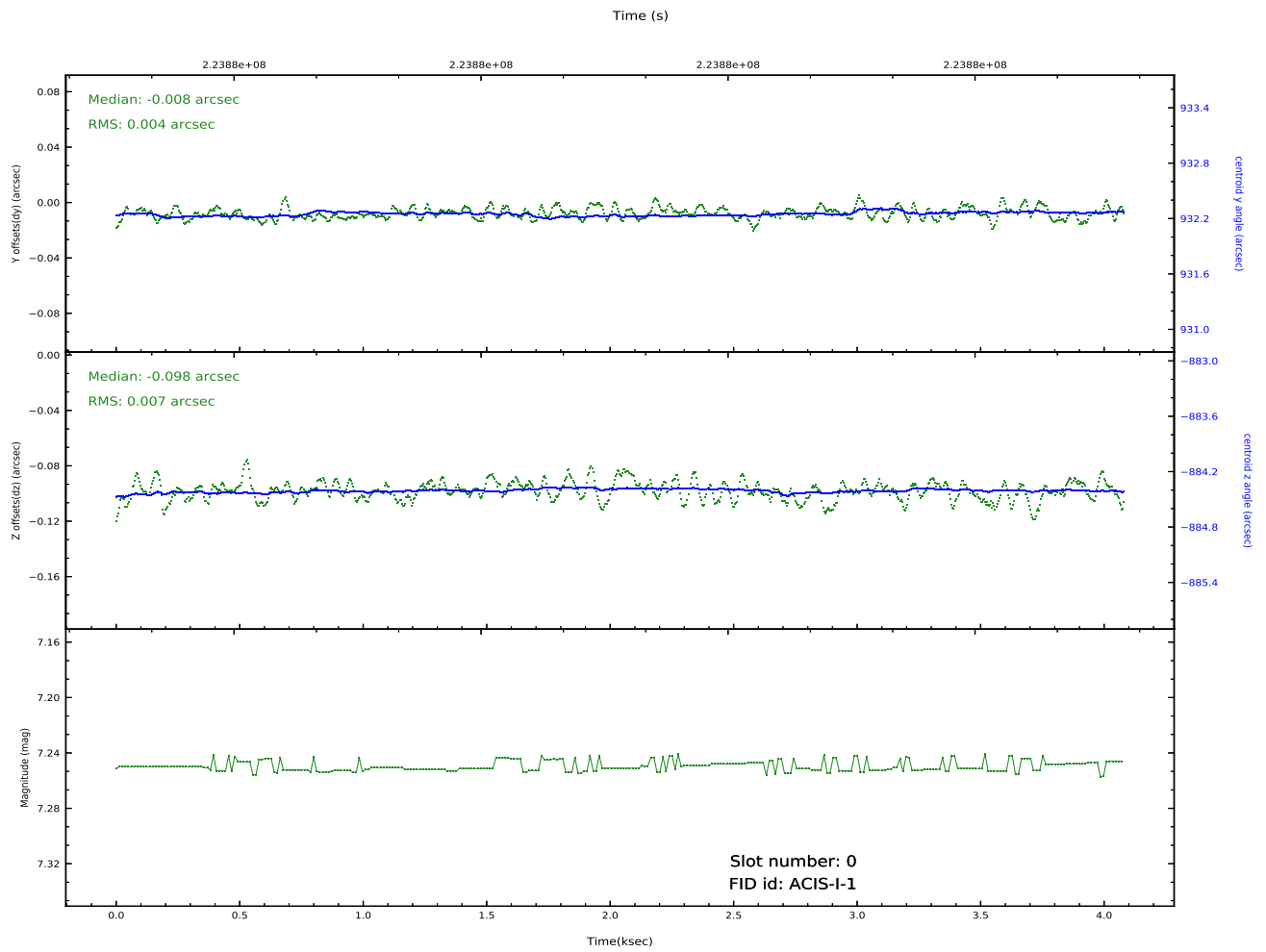
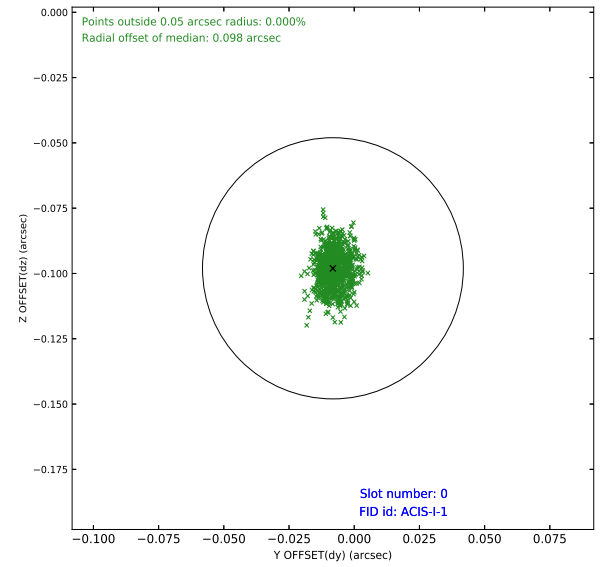
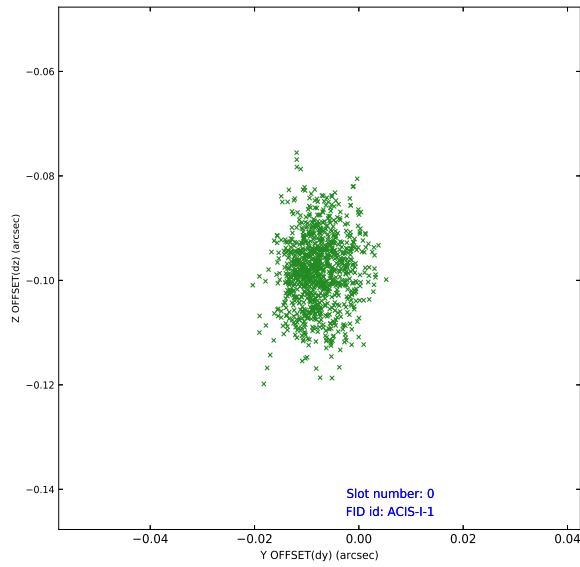


## 2.4.5 Slot 7

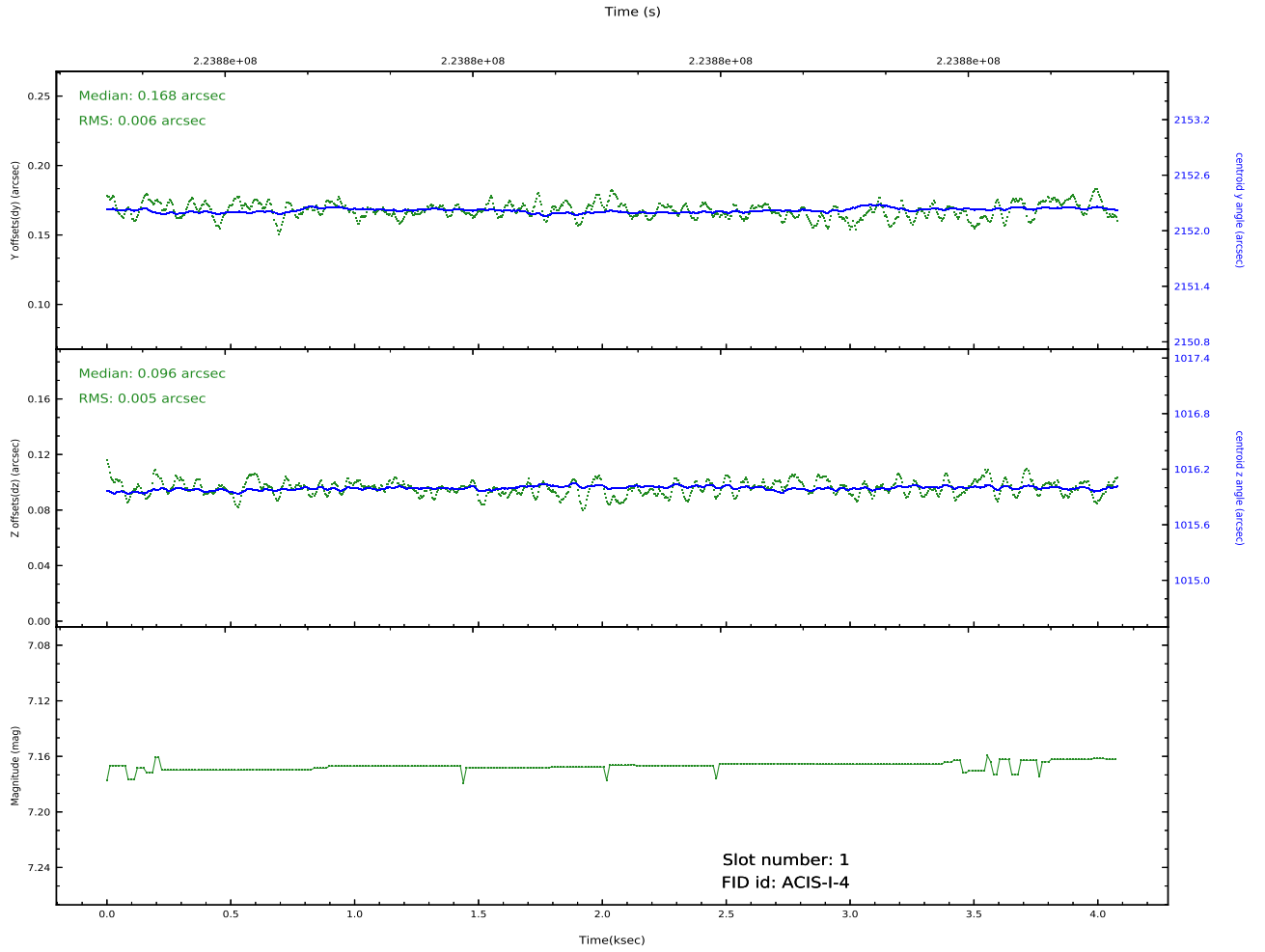
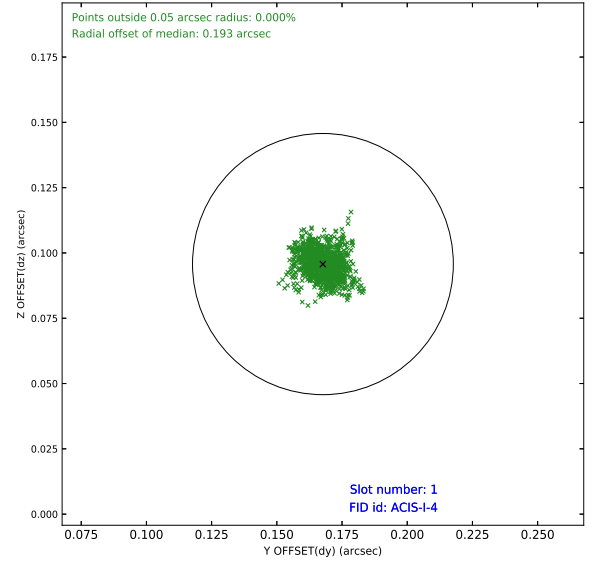
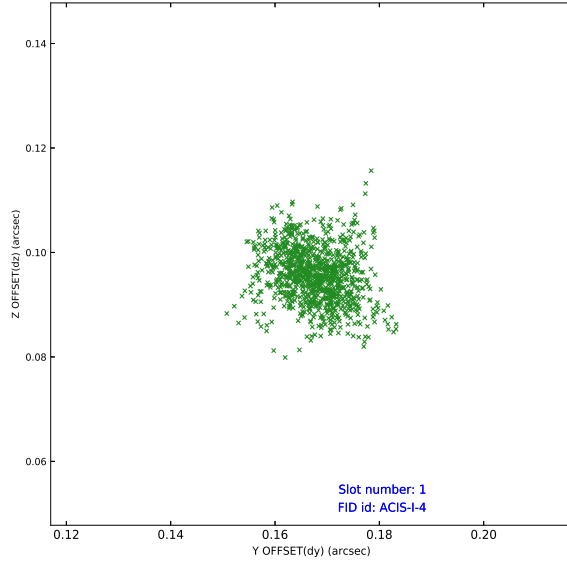


## 2.5 FID Slots

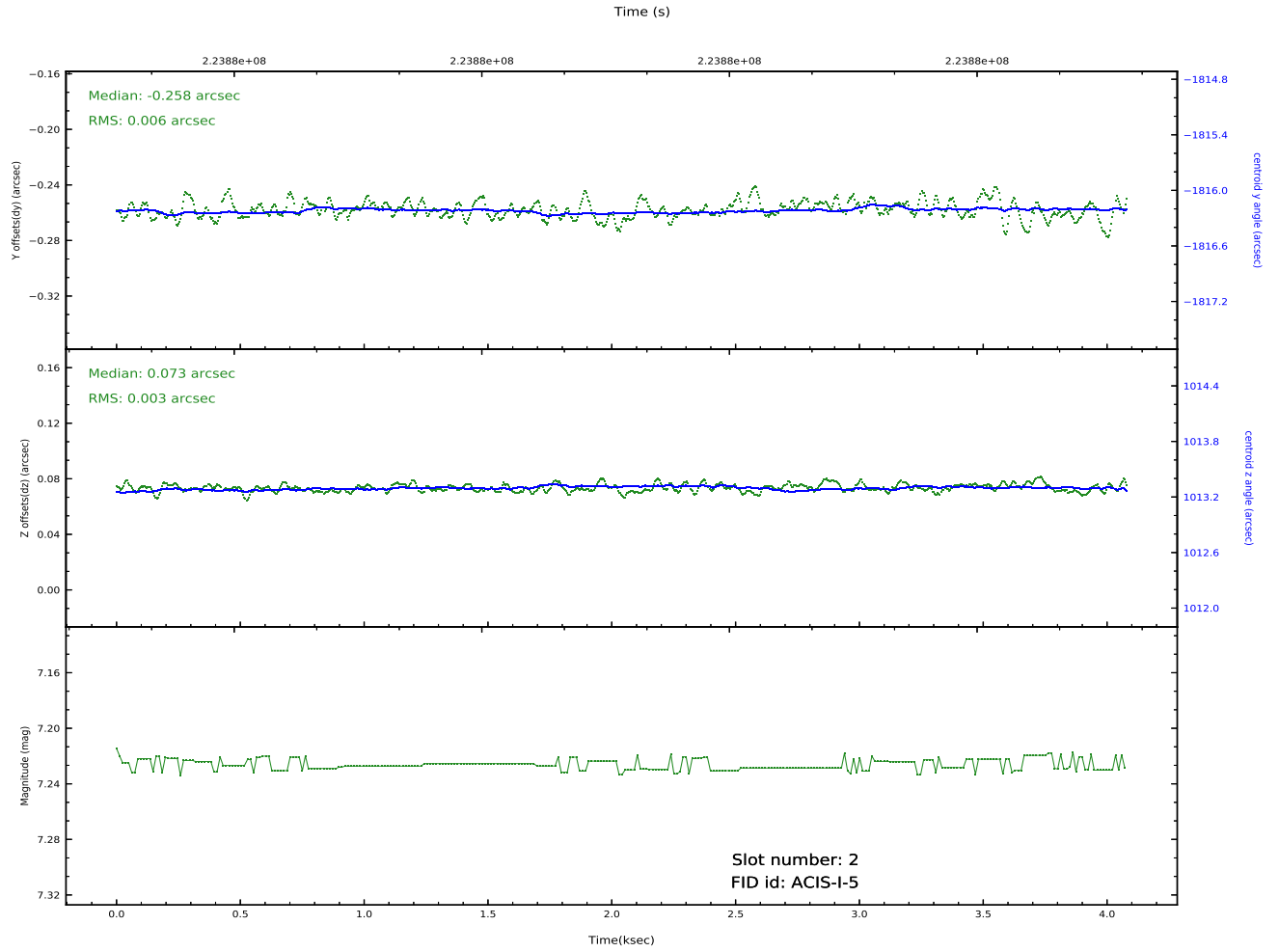
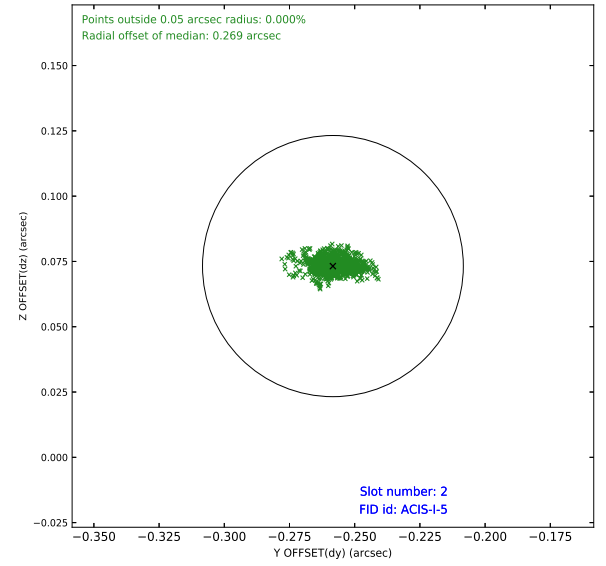
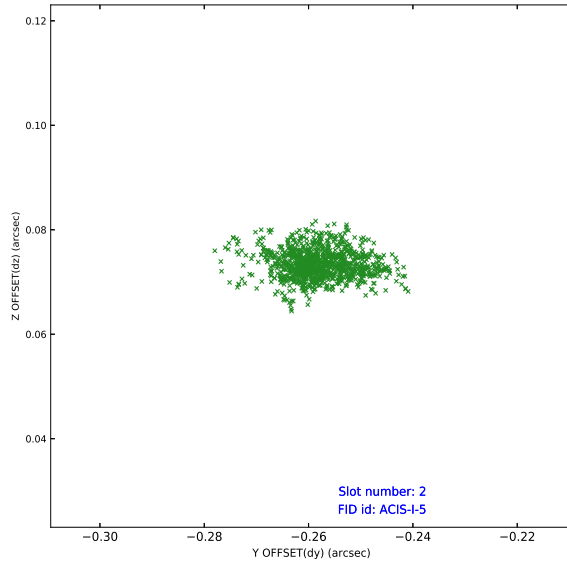
### 2.5.1 Slot 0



## 2.5.2 Slot 1



## 2.5.3 Slot 2



## A Summary

### A.1 Status

V&V Scientist	Beth Sundheim
V&V Date (YYYY-MM-DD)	2020.10.07
V&V Edition	1
V&V Disposition and Status	OK
V&V Charge Time	2.899199

### A.2 Comments