

V&V Reference Report

L2 ASCDS Version : 8.5.1.1

Observation 5670 - L2 Version 4
Chandra X-Ray Center


L2 Processing Date : Mar 7 2013

Contents

1	Front	2
2	OBI	3
2.1	OBI	3
2.1.1	Images	3
2.1.2	Bias	3
2.1.3	Parameters	4
2.1.4	Events	4
2.2	Compared Parameters	5
2.3	Aspect	6
2.4	Star Slots	9
2.4.1	Slot 3	9
2.4.2	Slot 4	10
2.4.3	Slot 5	11
2.4.4	Slot 6	12
2.4.5	Slot 7	13
2.5	FID Slots	14
2.5.1	Slot 0	14
2.5.2	Slot 1	15
2.5.3	Slot 2	16
A	Summary	17
A.1	Status	17
A.2	Comments	17

1 Front

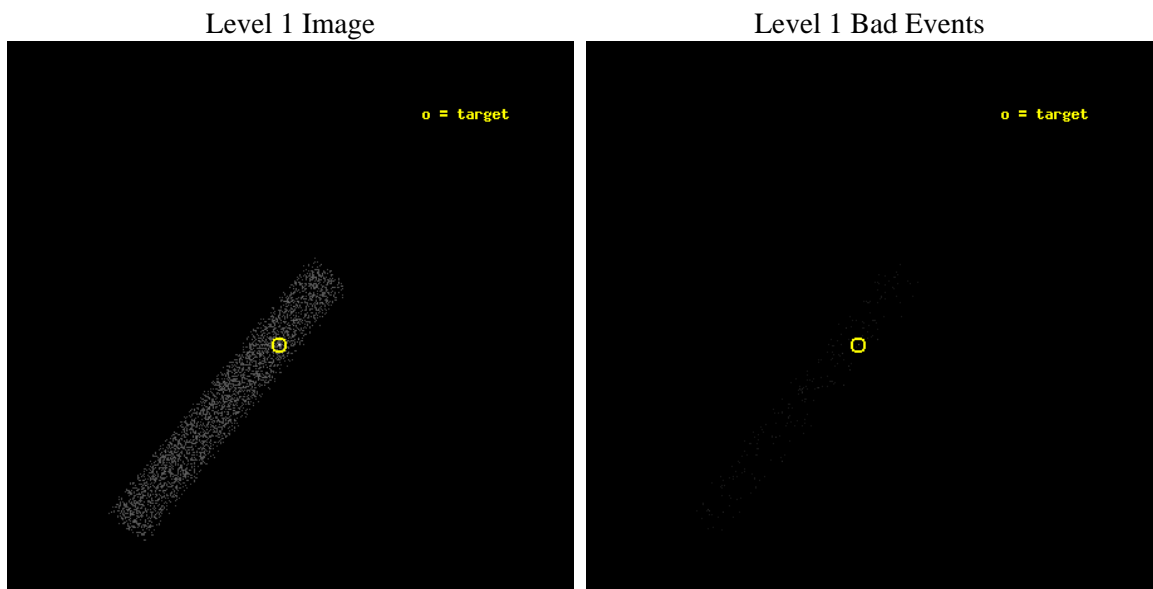
seq_num	701093	Sequence number
obs_id	5670	Observation id
title	Gems in the Chandra Deep Fields: The Nature of Optically Passive X-ray Galaxies (aka XBONGs)	Proposal title
observer	Dr. Sally Laurent-Muehleisen	Principal investigator
object	RGB0040+100	Source name
dtcycle	0	
cycle	P	events from which exps? Prim/Second/Both
ra_targ	10.210417	Observer's specified target RA [deg]
dec_targ	10.057417	Observer's specified target Dec [deg]
ra_nom	10.205751707013	Nominal RA [deg]
dec_nom	10.065988661855	Nominal Dec [deg]
roll_nom	128.84898645175	Nominal Roll [deg]
revision	4	Processing version of data
ontime	3182.8000473976	Sum of GTIs [s]
livetime	2886.6316410281	Livetime [s]
ontime7	3182.8000473976	Sum of GTIs [s]
l2events	2589	Number of level 2 events



2 OBI


2.1 OBI

2.1.1 Images



2.1.2 Bias

Chip 7



2.1.3 Parameters

obi_num	1	Obi number	sched_exp_time	3000.000000	[s] Scheduled observation exposure time
ascdsver	8.5.1.1	Processing system revision	ontime	3182.8000473976	Sum of GTIs [s]
caldsver	4.5.6	 	ontime7	3182.8000473976	Sum of GTIs [s]
date	2013-03-07T12:10:03	Date and time of file creation	l1events	5801	Number of level 1 events
revision	4	Processing version of data			

2.1.4 Events

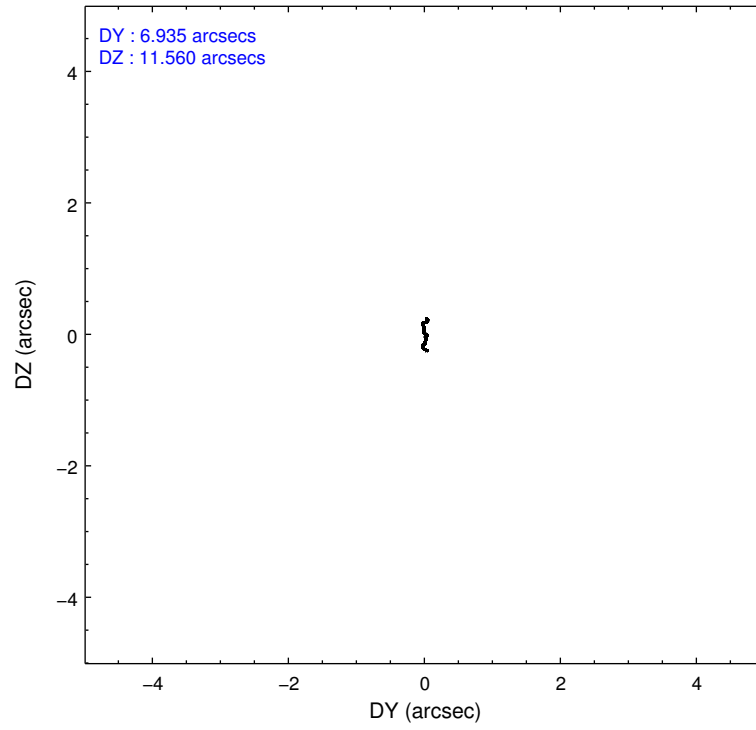
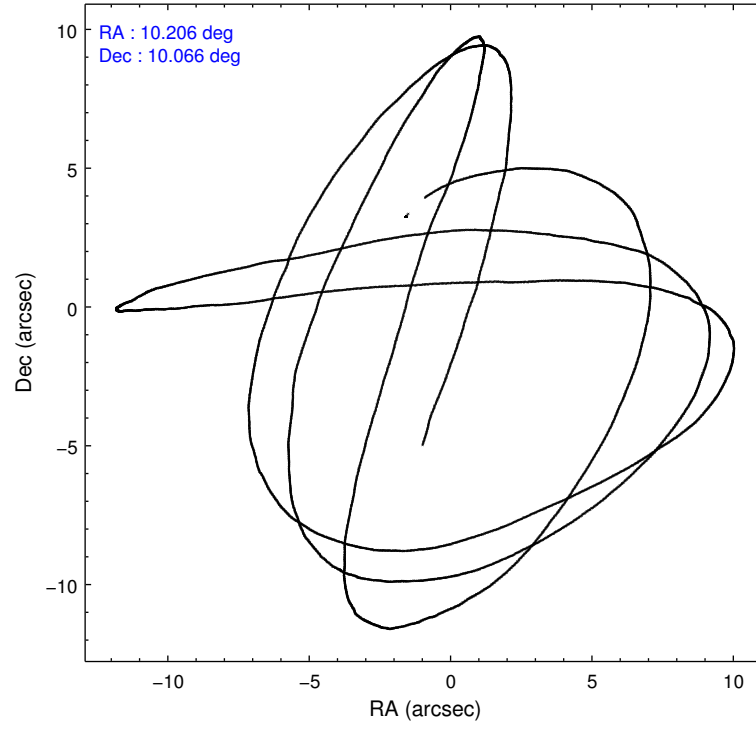
	ccd 7
level 1 events	5801
rejected events	3133
rejected %	54%

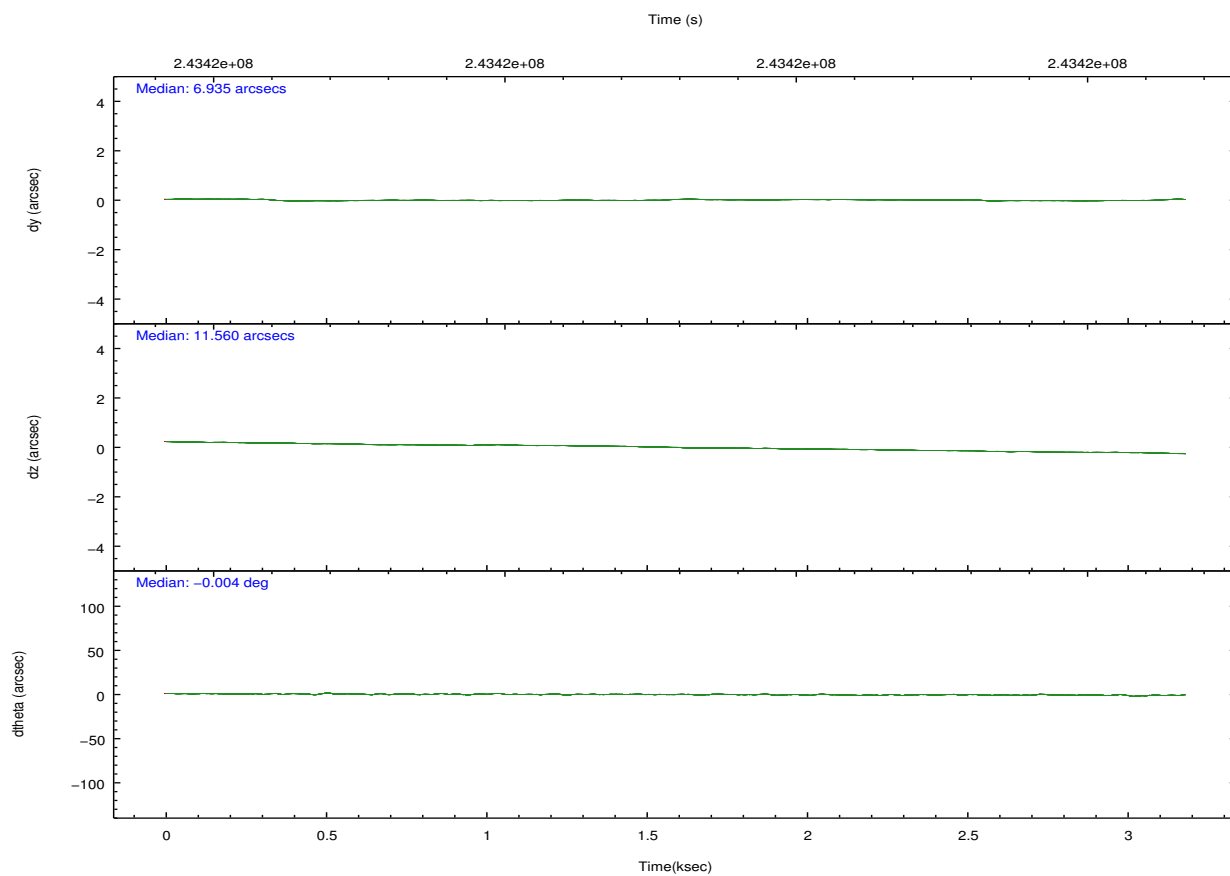
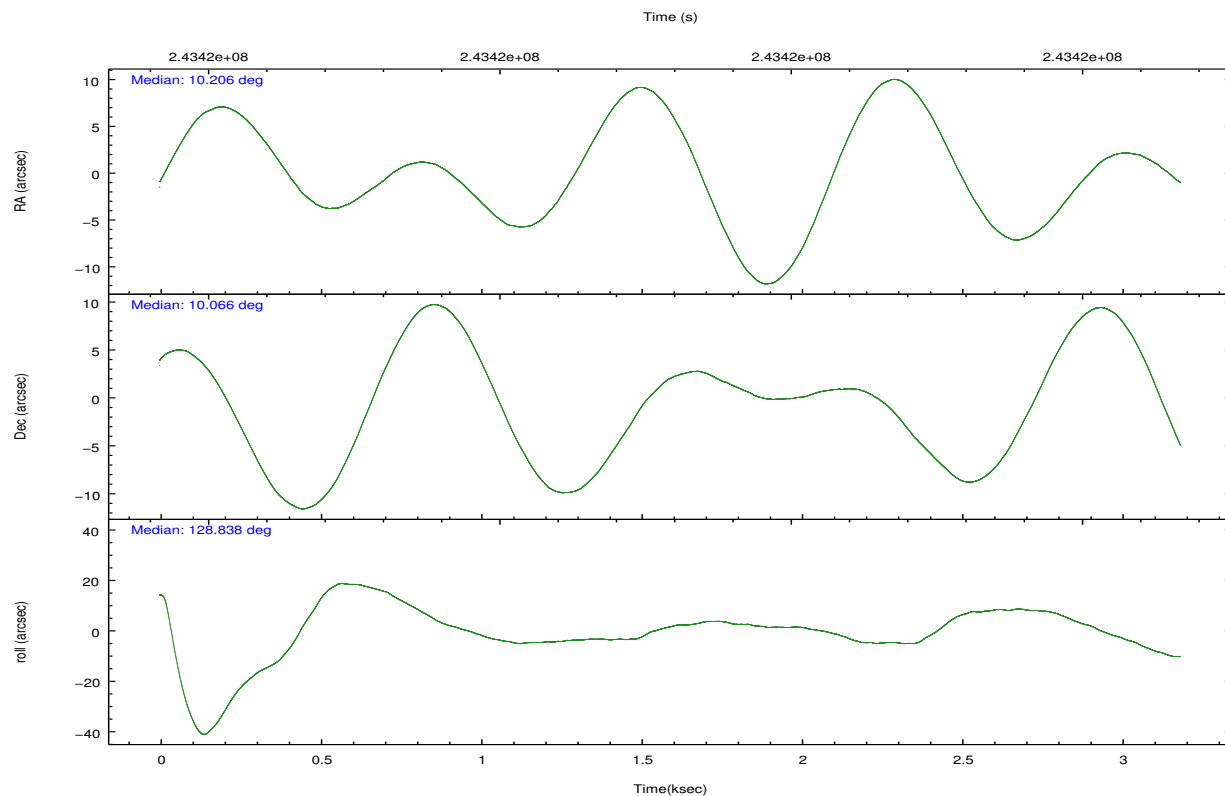
	ccd 7
grade 0 events	499
	8%
grade 1 events	7
	0%
grade 2 events	703
	12%
grade 3 events	397
	6%
grade 4 events	366
	6%
grade 5 events	453
	7%
grade 6 events	1265
	21%
grade 7 events	2111
	36%

2.2 Compared Parameters

Parameter	Planned	Actual	Parameter	Planned	Actual
Instrument	ACIS	ACIS	Obspar format version number	7	7
Detector	ACIS-7	ACIS-7	Obspar file type	PREDICTED	ACTUAL
Grating	NONE	NONE	Obspar update status	NONE	UPDATED
Data mode	FAINT	FAINT	Number of optional ACIS chips dropped	0	0
Observation mode	POINTING	POINTING	On-chip summing requested	N	N
[deg] Pointing RA	10.231618	10.20575170701261	Subarray requested	CUSTOM	1/8
[deg] Pointing Dec	10.056418	10.06598866185471	Subarray start row	449	449
[deg] Pointing Roll	128.687553	128.8489864517532	Subarray row count	128	128
[mm] SIM focus pos	-0.684267	-0.6828225247311905	Alternating exposures requested	N	N
[mm] SIM defocus	0	0.001444936568705701	[s] Primary exposure time	0.000000	0.4
[mm] SIM translation stage pos	-190.132523	-190.1400660498719			
[mm] SIM translation stage offset	0	0.00754346686406393			
[s] Observation start time (MET)	243419171.184000	243418036.11117			
Observation start date	2005-09-18T08:25:07	2005-09-18T08:07:16			
[s] Observation end time (MET)	243422171.184000	243422875.1364			
Observation end date	2005-09-18T09:15:07	2005-09-18T09:27:55			
Read mode	TIMED	TIMED			

2.3 Aspect



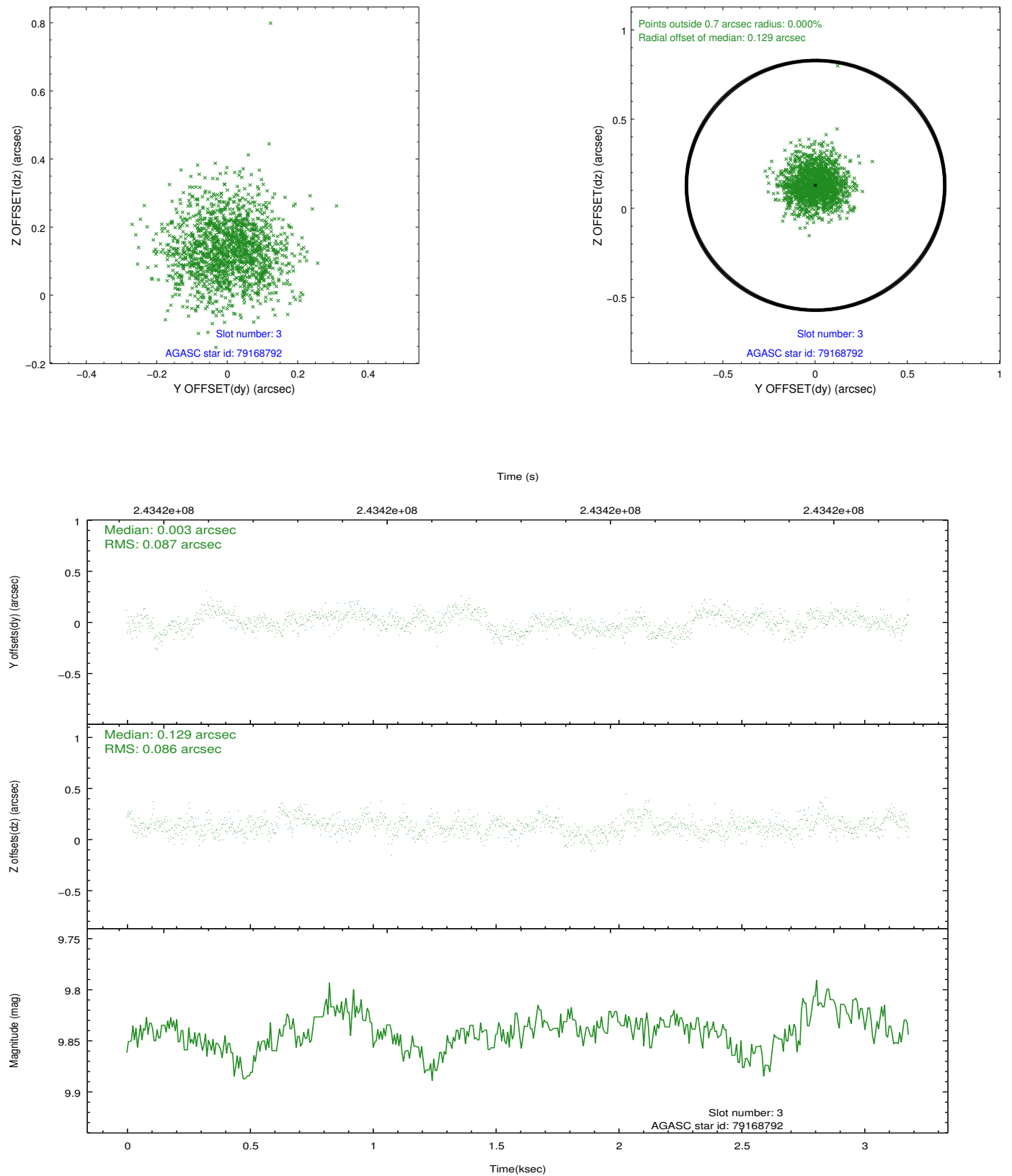


Slot Statistics

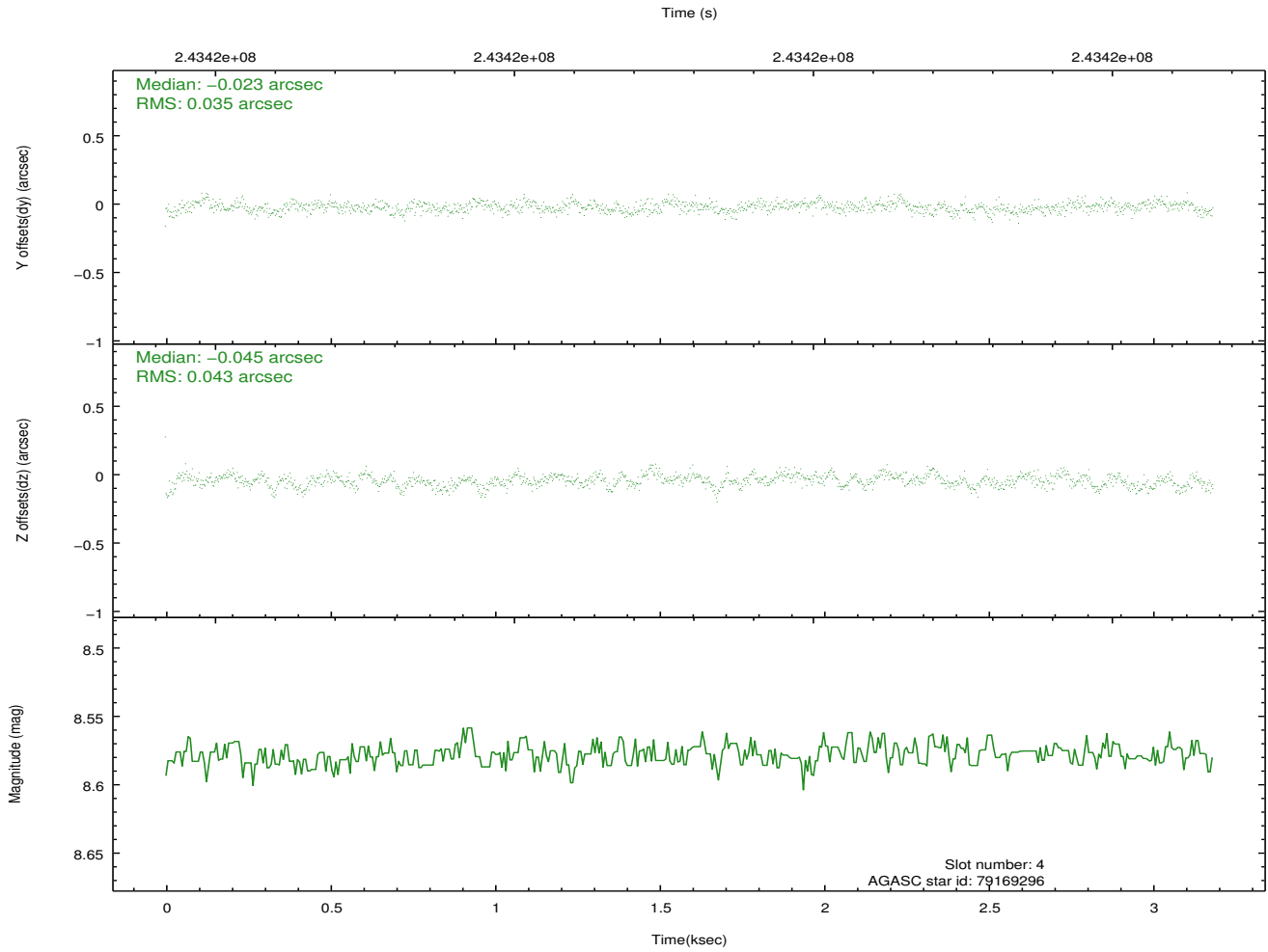
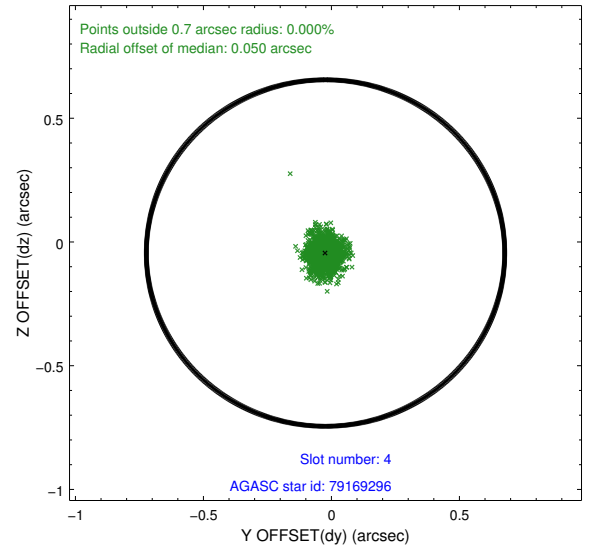
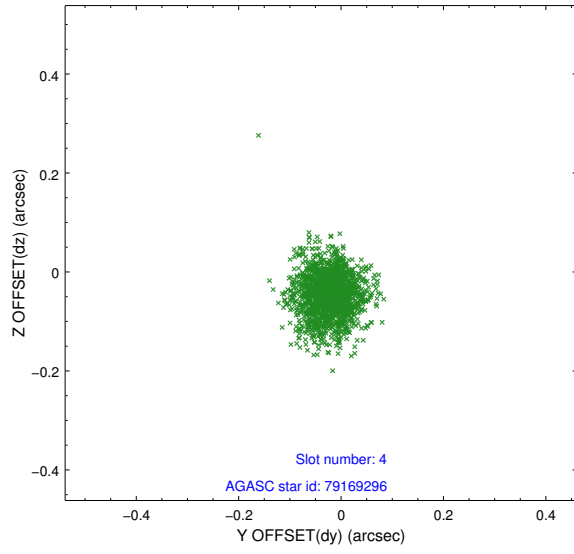
slot	status	id	mag	n_pts	med_dy	med_dz	dr1	dr2	ra	dec	mean_y	mean_z
0	FID	ACIS-S-2	7.10	777	-0.037	-0.018	0.007	0.011	0.000000	0.000000	-759.71	-1732.87
1	FID	ACIS-S-4	7.20	777	0.077	0.023	0.006	0.010	0.000000	0.000000	2152.76	173.61
2	FID	ACIS-S-5	7.23	777	-0.071	0.004	0.007	0.011	0.000000	0.000000	-1810.03	169.51
3	GUIDE	79168792	9.84	1550	0.003	0.129	0.127	0.210	11.105705	9.952642	-2225.39	-2187.88
4	GUIDE	79169296	8.58	1554	-0.023	-0.045	0.058	0.097	10.381920	9.624208	-1549.46	555.18
5	GUIDE	79170792	8.53	1553	0.059	-0.073	0.069	0.116	10.219484	9.381228	-1871.65	1553.79
6	GUIDE	79177888	6.69	1554	0.002	-0.067	0.054	0.094	10.299477	9.355058	-2123.03	1392.38
7	GUIDE	79440720	9.20	1553	-0.046	0.054	0.079	0.128	10.142894	10.124563	386.64	93.92

2.4 Star Slots

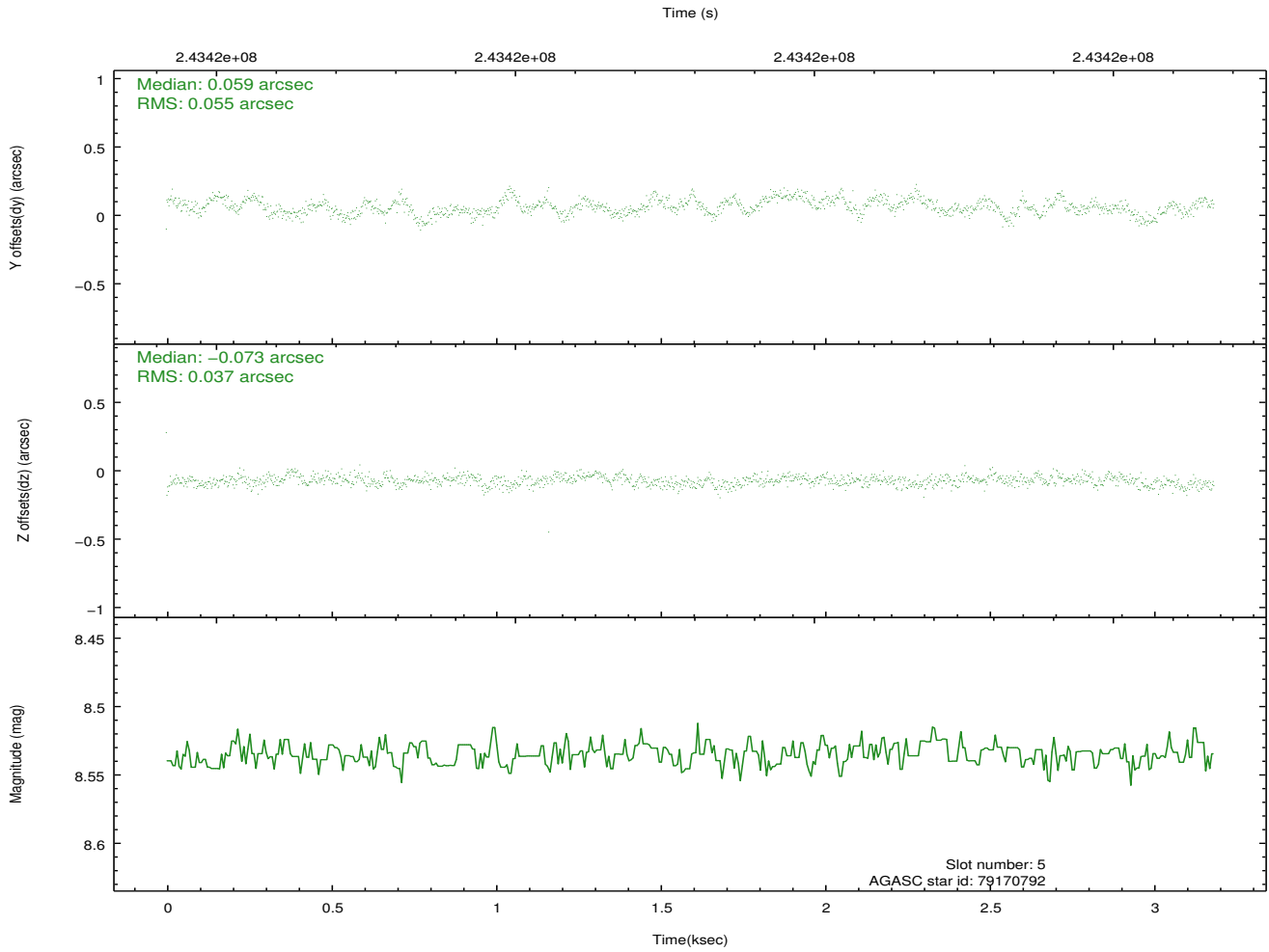
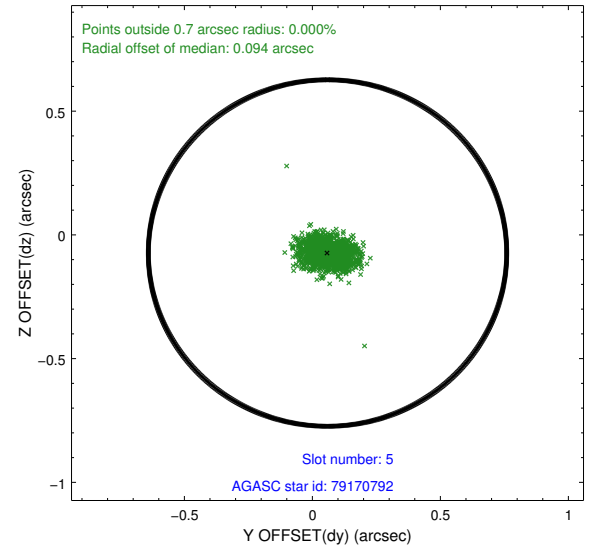
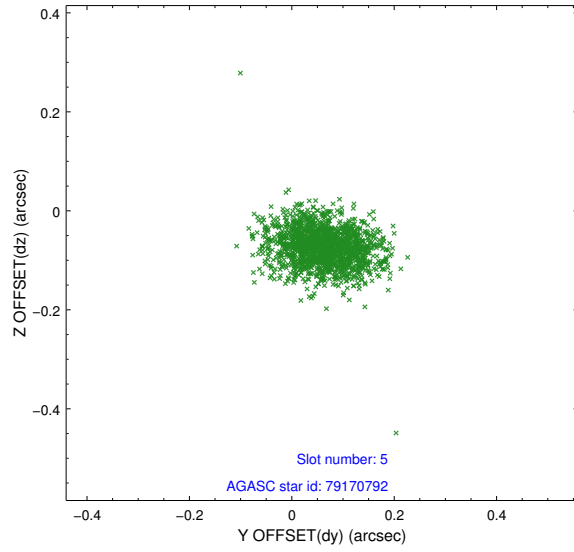
2.4.1 Slot 3



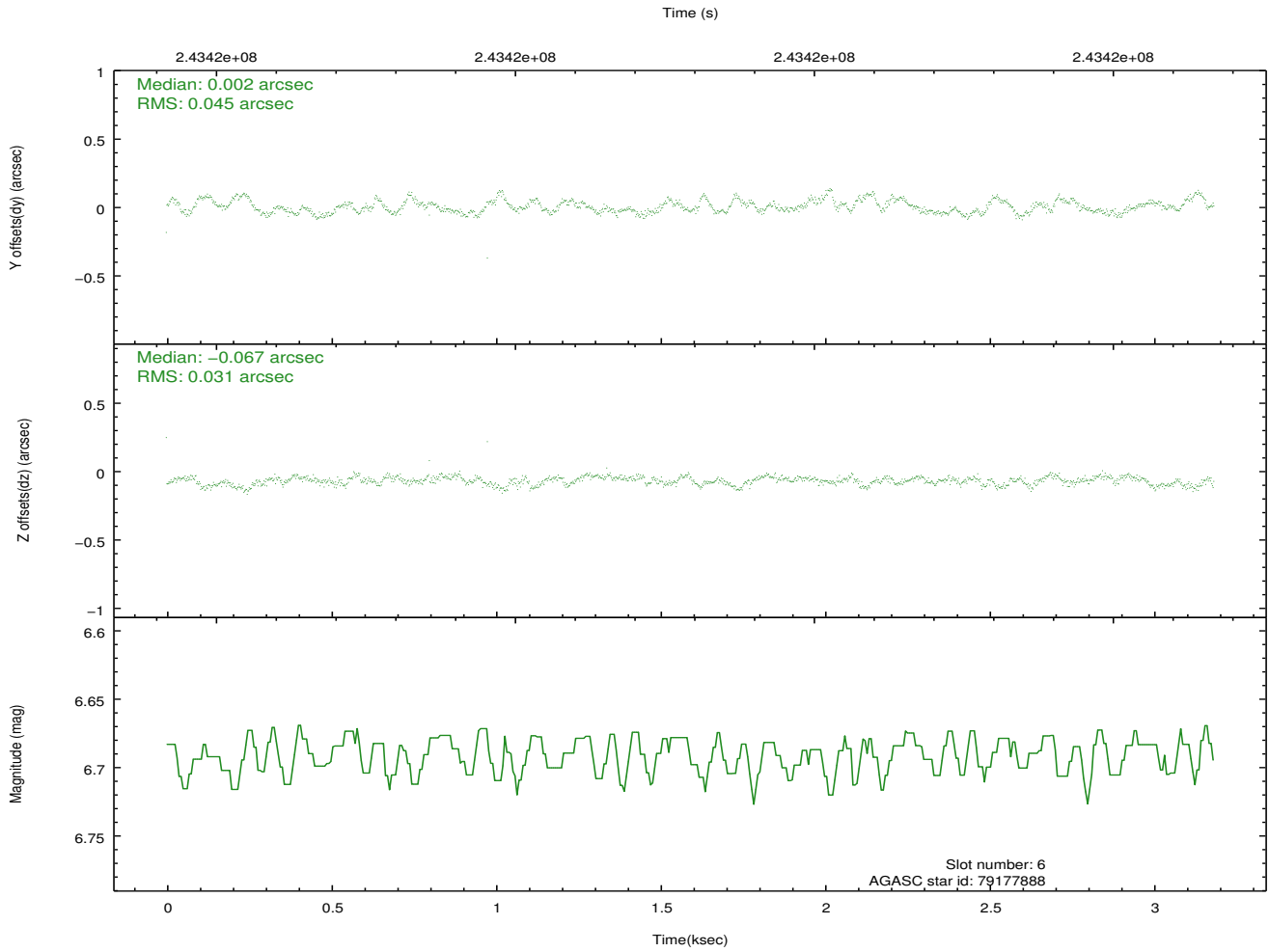
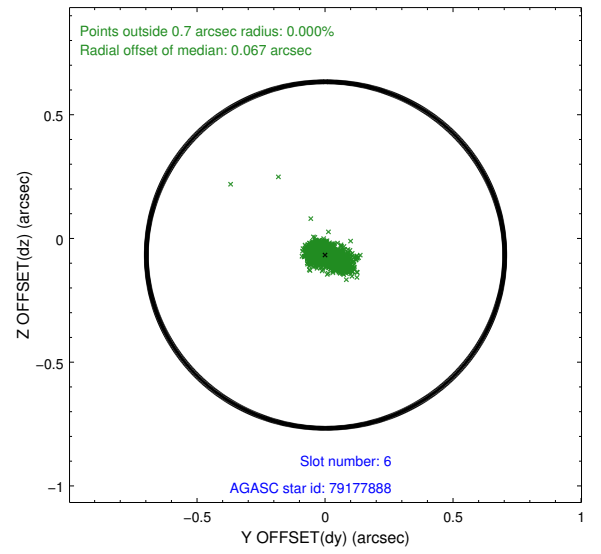
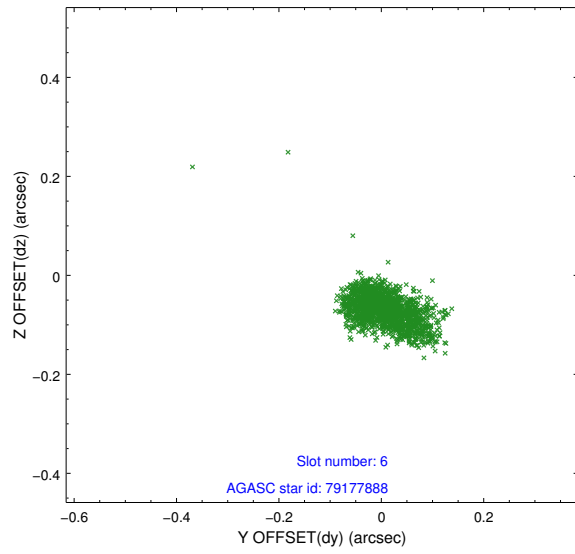
2.4.2 Slot 4



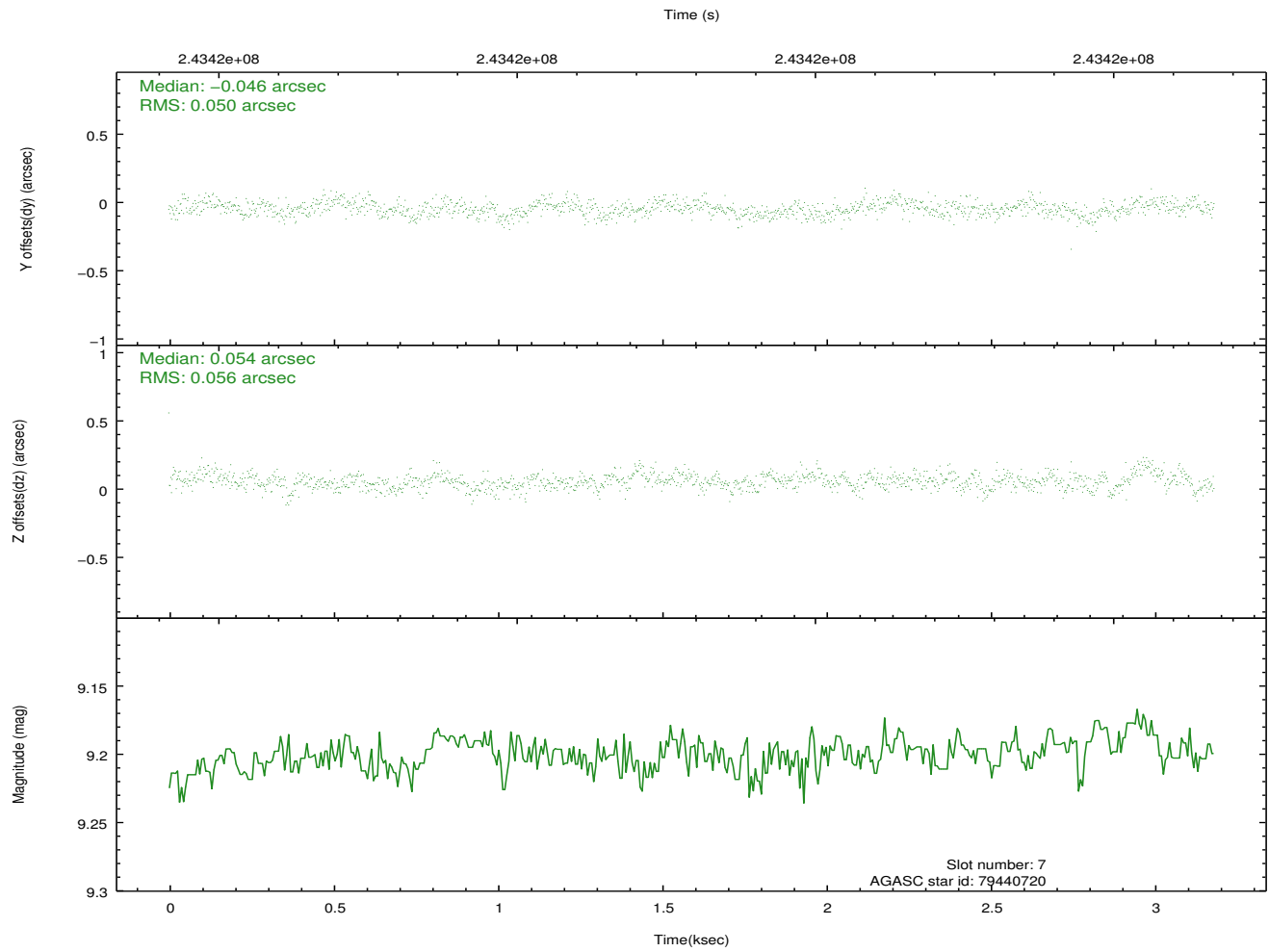
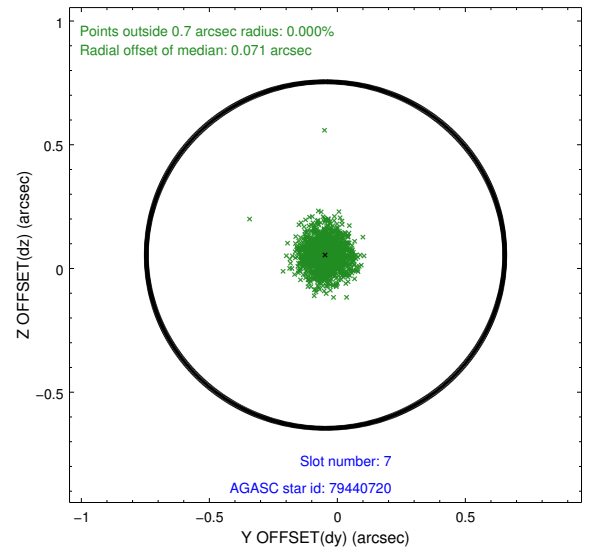
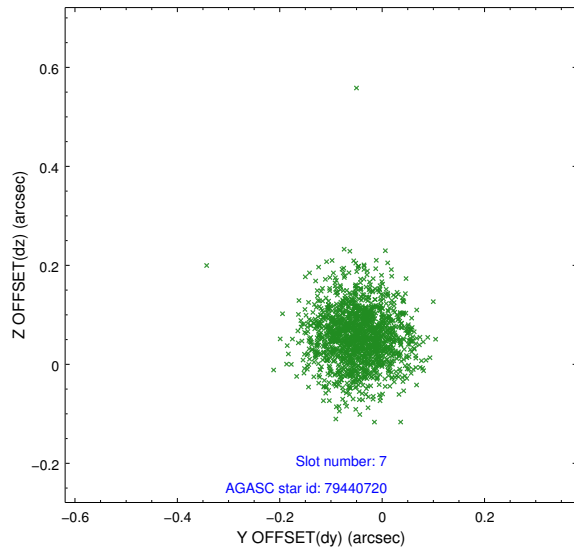
2.4.3 Slot 5



2.4.4 Slot 6

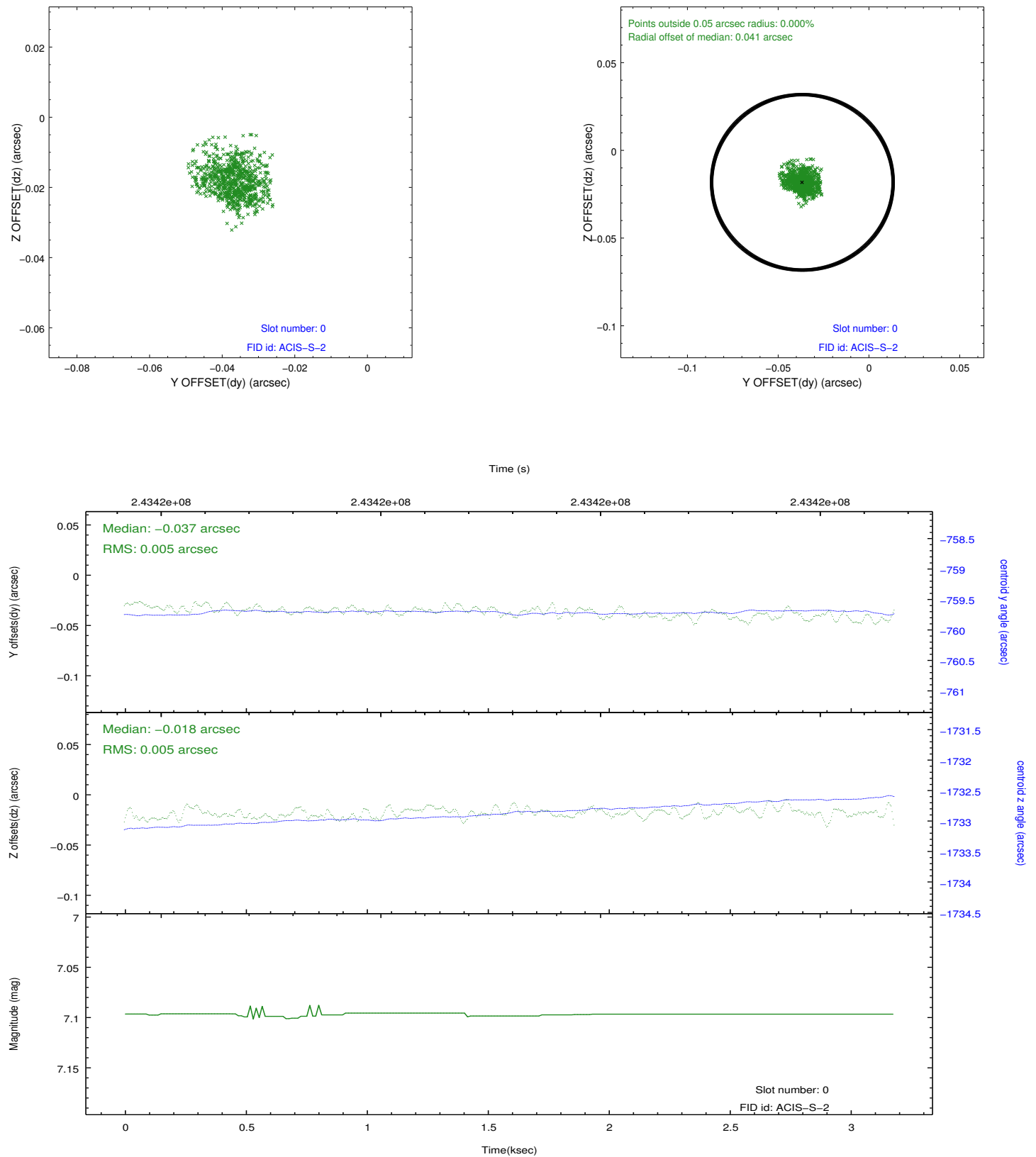


2.4.5 Slot 7

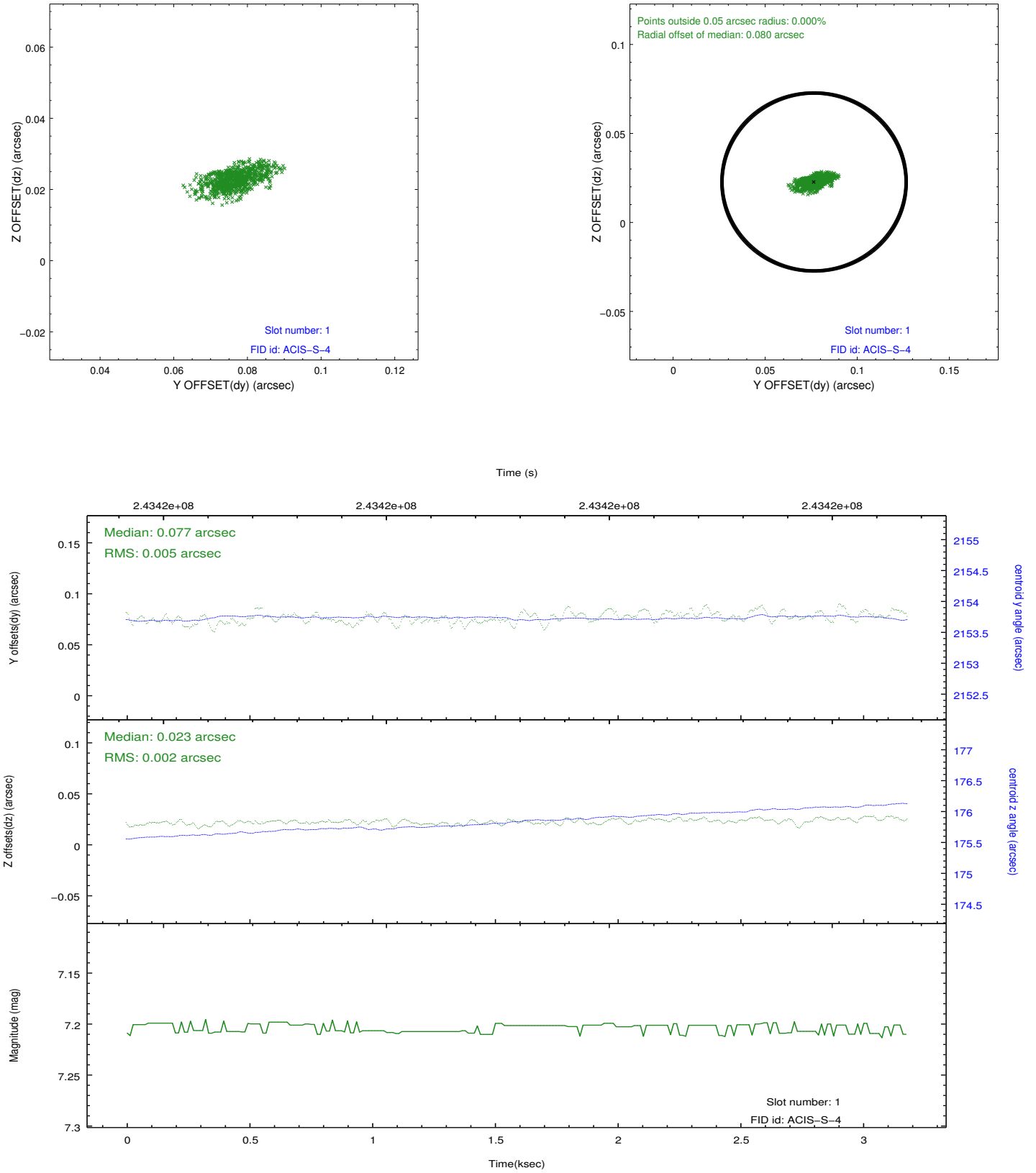


2.5 FID Slots

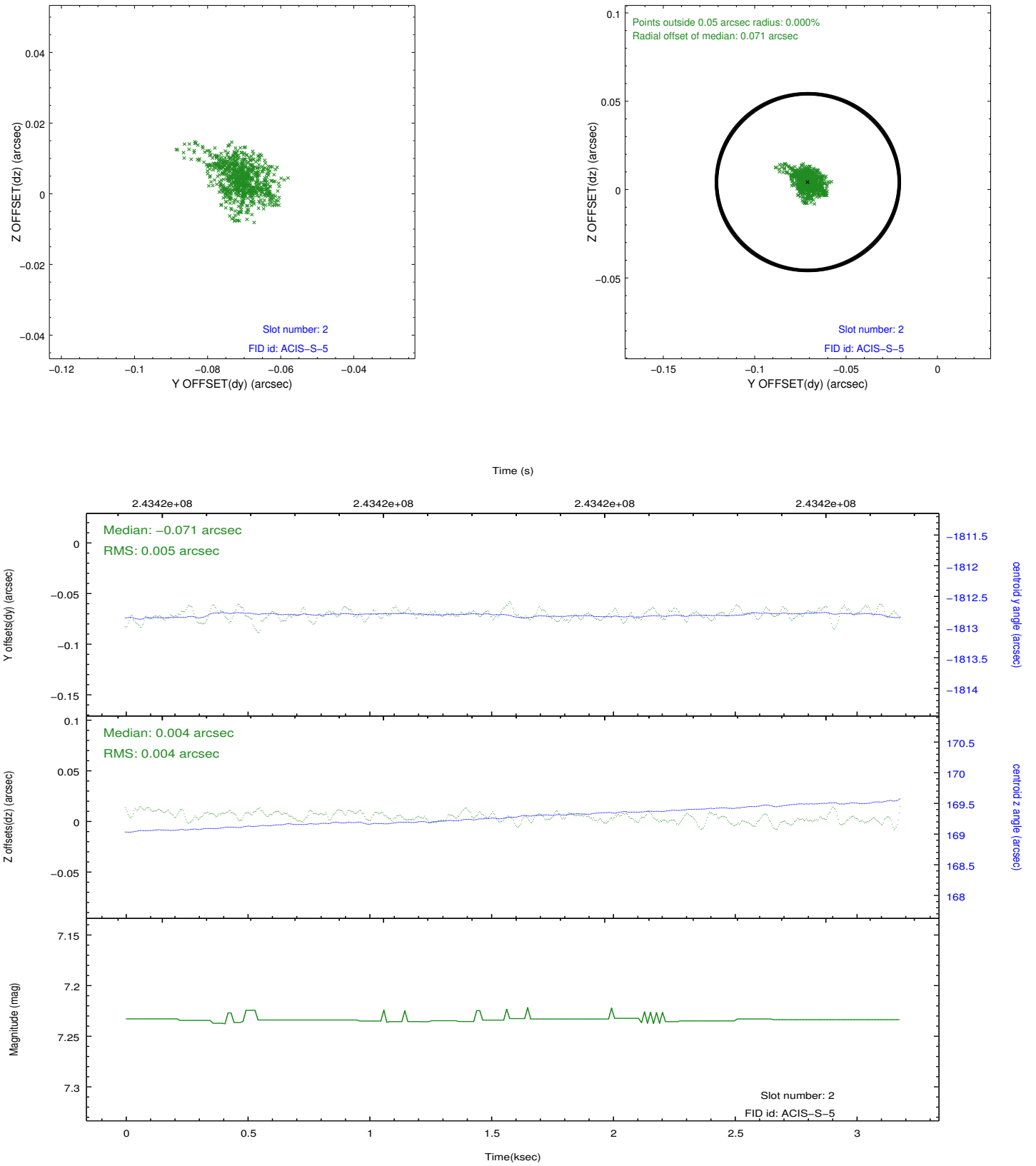
2.5.1 Slot 0



2.5.2 Slot 1



2.5.3 Slot 2



A Summary

A.1 Status

V&V Scientist	Beth Sundheim
V&V Date (YYYY-MM-DD)	2013.03.07
V&V Edition	1
V&V Disposition and Status	OK
V&V Charge Time	3.1828

A.2 Comments

Joint proposal with NRAO.

As a consequence of the DEA-A shutdown anomaly on Sep 15th (DOY258), the reported value of the ACIS FP temperature was ~1.3 degrees warmer than the actual temperature. The value for FP temperature reported in the headers of the Level 2 event file and the Mission Timeline files are incorrect by this amount for this processing. However, the temperature is corrected in the processing in order to obtain the correct temperature for the CTI correction. So the calibrated data are correct. If using the FP temp values in the headers of data files (some CIAO tools require this information), investigators should subtract 1.3 degrees from the reported temperature to determine the true temperature.