

V&V Reference Report

L2 ASCDS Version : 7.6.10

Observation 10 - L2 Version 001
Chandra X-Ray Center


L2 Processing Date : Jun 8 2007

Contents

1	Front	2
2	OBI	3
2.1	OBI	3
2.1.1	Images	3
2.1.2	Bias	3
2.1.3	Parameters	4
2.1.4	Events	4
2.2	Compared Parameters	5
2.3	Aspect	6
2.4	Star Slots	9
2.4.1	Slot 3	9
2.4.2	Slot 4	10
2.4.3	Slot 5	11
2.4.4	Slot 6	12
2.4.5	Slot 7	13
2.5	FID Slots	14
2.5.1	Slot 0	14
2.5.2	Slot 1	15
2.5.3	Slot 2	16
3	Gratings	17
3.1	HEG Arm	17
3.2	MEG Arm	19
A	Summary	21
A.1	Status	21
A.2	Comments	21

1 Front


seq_num	200008
obs_id	10
title	STELLAR CORONAL SPECTROSCOPY OF COOL STARS
observer	Prof. Claude Canizares
object	AR LAC-5 FIRST QUAD (2)
dtcycle	0
cycle	P
ra_targ	332.17
dec_targ	45.742222
ra_nom	332.17003153786
dec_nom	45.744360725601
roll_nom	213.57397673087
revision	2
ontime	7257.6000067592
livetime	7165.6999054715
ontime4	7257.6000067592
ontime5	7257.6000067592
ontime6	7257.6000067592
ontime7	7257.6000067592
ontime8	7251.1182159185
ontime9	7257.6000067592
l2events	67980




2 OBI

2.1 OBI

2.1.1 Images



2.1.2 Bias



2.1.3 Parameters

obi_num	0
ascdsver	7.6.10
caldbver	3.4.0
date	2007-06-08T08:26:45
revision	2

sched_exp_time	7500.000000
ontime	7257.6000067592
ontime4	7257.6000067592
ontime5	7257.6000067592
ontime6	7257.6000067592
ontime7	7257.6000067592
ontime8	7251.1182159185
ontime9	7257.6000067592
l1events	287306

2.1.4 Events

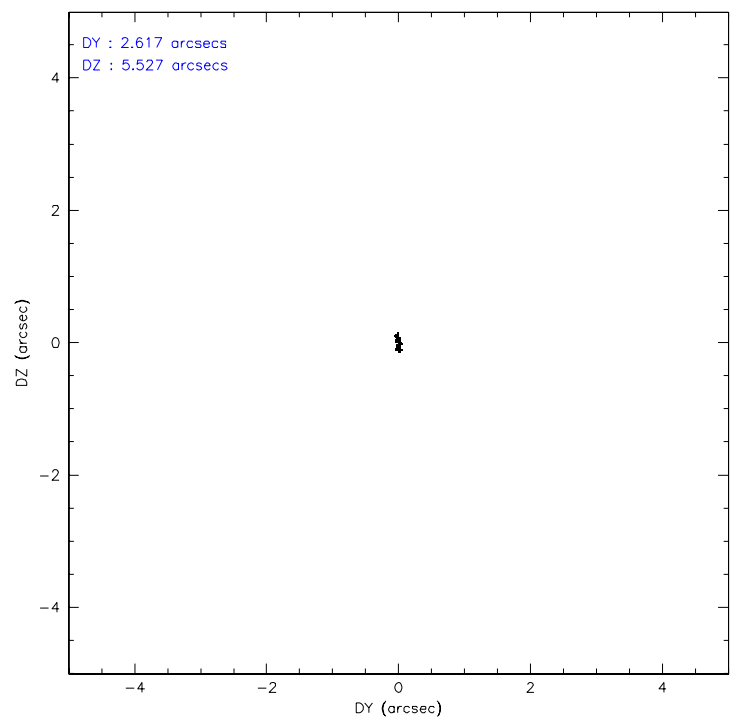
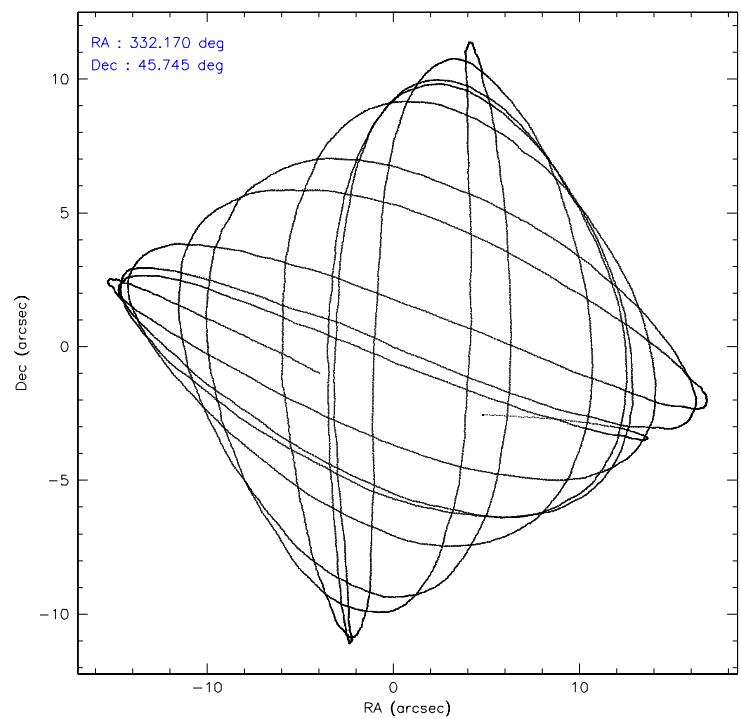
	ccd 4	ccd 5	ccd 6	ccd 7	ccd 8	ccd 9
level 1 events	42911	54146	42446	52713	55774	39316
rejected events	37854	29544	35580	29291	43872	34097
rejected %	88%	54%	83%	55%	78%	86%

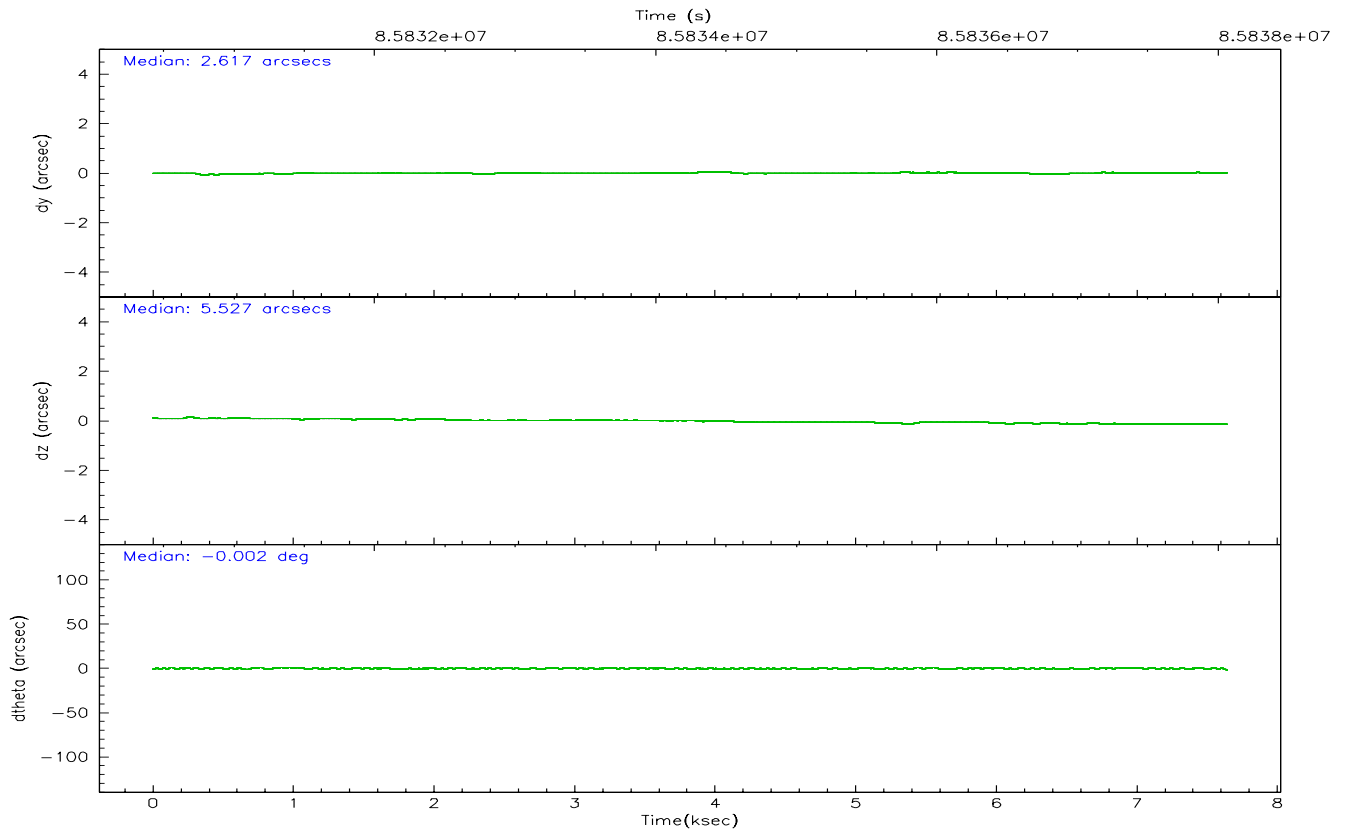
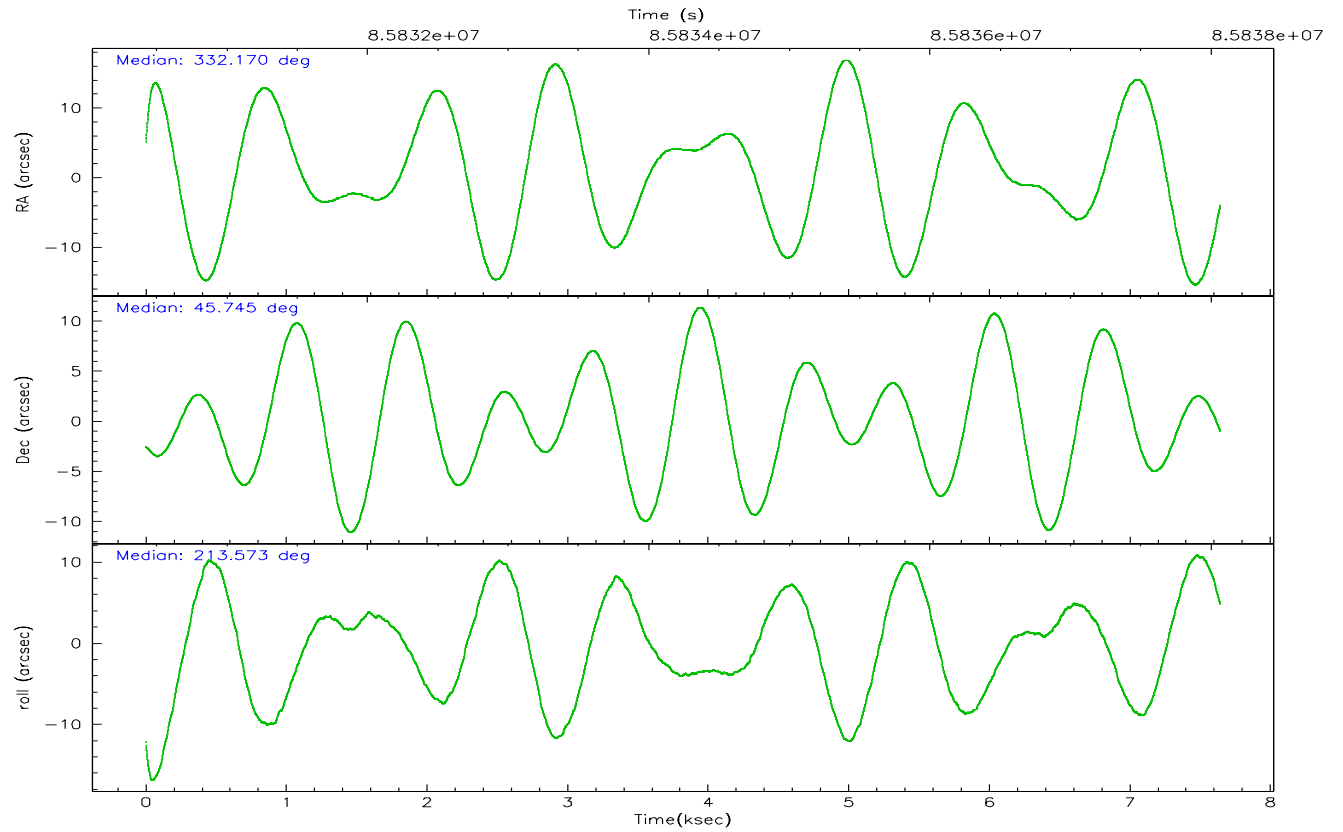
	ccd 4	ccd 5	ccd 6	ccd 7	ccd 8	ccd 9
grade 0 events	2157	2118	3771	2519	4747	2363
	5%	3%	8%	4%	8%	6%
grade 1 events	22	60	20	88	40	15
	0%	0%	0%	0%	0%	0%
grade 2 events	1164	7268	1094	4733	2159	995
	2%	13%	2%	8%	3%	2%
grade 3 events	452	1222	516	2224	1217	465
	1%	2%	1%	4%	2%	1%
grade 4 events	430	1099	540	2175	1091	454
	1%	2%	1%	4%	1%	1%
grade 5 events	1387	4189	1610	5049	2083	1563
	3%	7%	3%	9%	3%	3%
grade 6 events	858	12905	954	11779	2696	942
	1%	23%	2%	22%	4%	2%
grade 7 events	36441	25285	33941	24146	41741	32519
	84%	46%	79%	45%	74%	82%

2.2 Compared Parameters

Parameter	Planned	Actual	Parameter	Planned	Actual
Instrument	ACIS	ACIS	Obspar format version number	6	6
Detector	ACIS-456789	ACIS-456789	Obspar file type	PREDICTED	ACTUAL
Grating	HETG	HETG	Obspar update status	NONE	UPDATED
Data mode	VFAINT	VFAINT	Number of optional ACIS chips dropped	0	0
Observation mode	POINTING	POINTING	On-chip summing requested	N	N
Pointing RA	332.187348	332.1700315378607	Subarray requested	NONE	NONE
Pointing Dec	45.768973	45.74436072560054	Alternating exposures requested	N	N
Pointing Roll	213.404948	213.5739767308652	Primary exposure time	3.200000	3.2
Roll angle	210.000000	210.000000			
Roll tolerance	40.000000	40.000000			
Roll constraint allows 180D rotation	N	N			
SIM focus pos (mm)	-0.684267	-0.6828225247311905			
SIM defocus (mm)	0	0.001444936568705701			
SIM translation stage pos (mm)	-187.132523	-187.1254020033014			
SIM translation stage offset (mm)	-3	-3.007120579706367			
Phase constraints	Y	Y			
Phase period	1.983180	1.983180			
Phase epoch	48501.123200	48501.123200			
Phase start	0.228000	0.228000			
Phase end	0.272000	0.272000			
Phase start error	0.080000	0.080000			
Phase end error	0.080000	0.080000			
Observation start time	85830568.184000	85829291.21456			
Observation start date	2000-09-20T09:48:24	2000-09-20T09:28:11			
Observation end	85838068.184000	85838600.77741			

2.3 Aspect



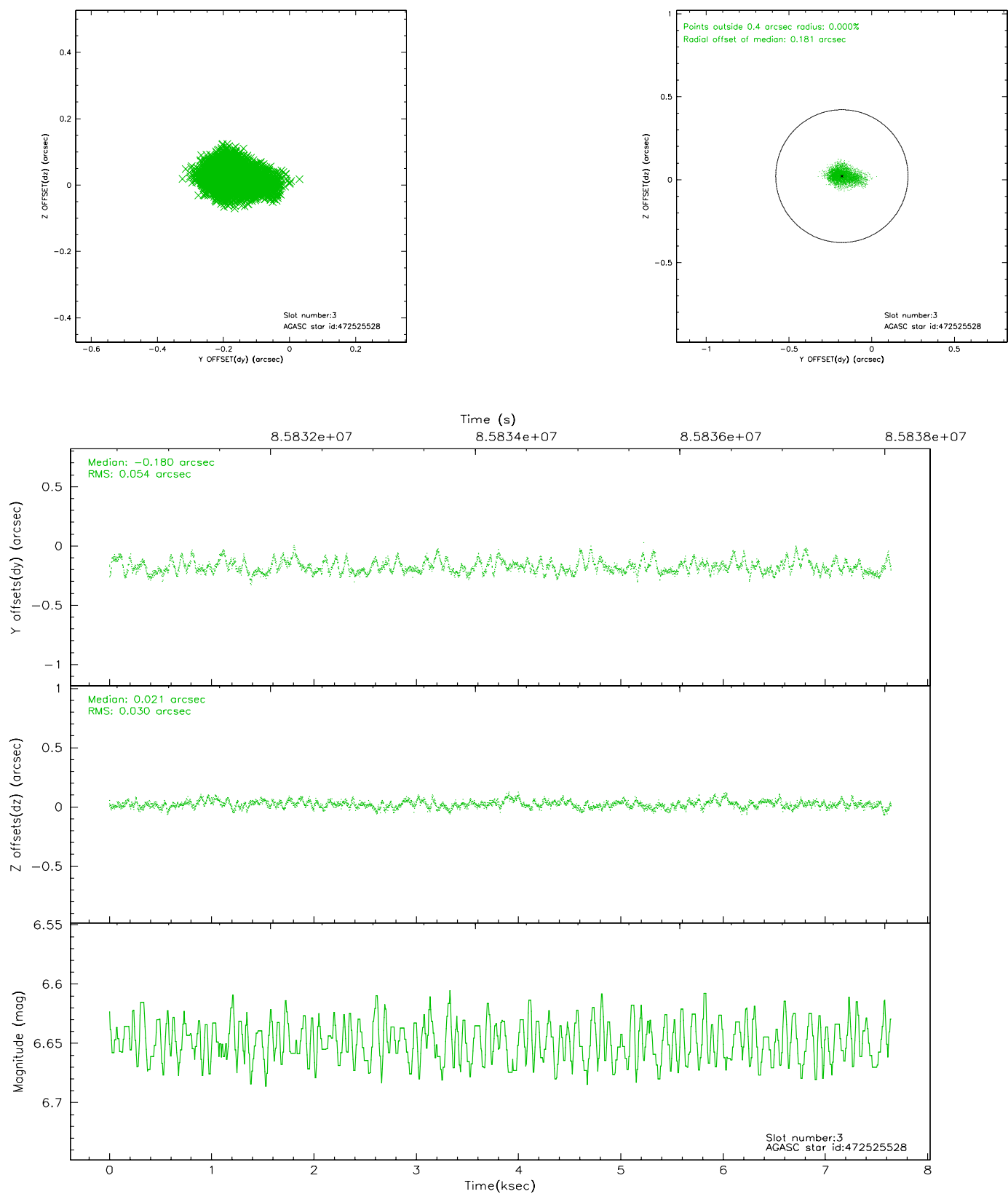


Slot Statistics

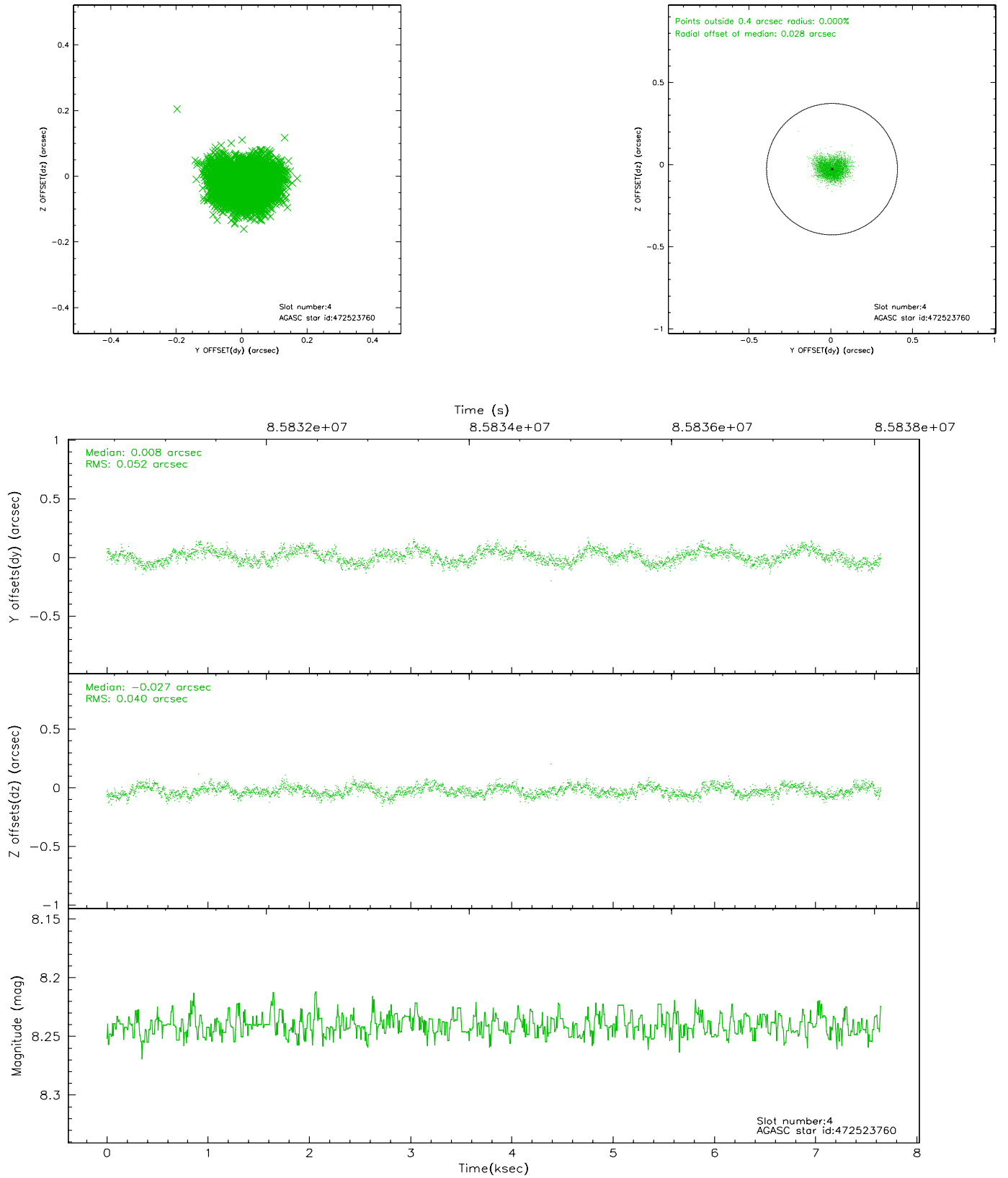
slot	status	id	mag	n_pts	med_dy	med_dz	dr1	dr2	ra	dec	mean_y	mean_z
0	FID	ACIS-S-3	7.36	1864	-0.059	-0.033	0.007	0.012	0.000000	0.000000	58.04	-1917.82
1	FID	ACIS-S-4	7.19	1864	-0.026	0.047	0.006	0.010	0.000000	0.000000	2158.31	118.87
2	FID	ACIS-S-5	7.23	1864	0.057	-0.005	0.006	0.010	0.000000	0.000000	-1806.87	113.53
3	GUIDE	472525528	6.65	3729	-0.180	0.021	0.064	0.111	331.551102	45.248694	2373.43	671.27
4	GUIDE	472523760	8.24	3727	0.008	-0.027	0.071	0.111	331.645363	45.403260	1866.31	341.92
5	GUIDE	472665256	8.99	3726	0.094	0.010	0.064	0.103	332.808125	46.195041	-2138.79	-433.05
6	GUIDE	472659832	9.45	3727	0.024	0.133	0.083	0.134	332.780399	46.098139	-1892.09	-178.07
7	GUIDE	472655152	9.43	3726	0.048	-0.140	0.091	0.147	332.504239	45.862991	-851.09	154.04

2.4 Star Slots

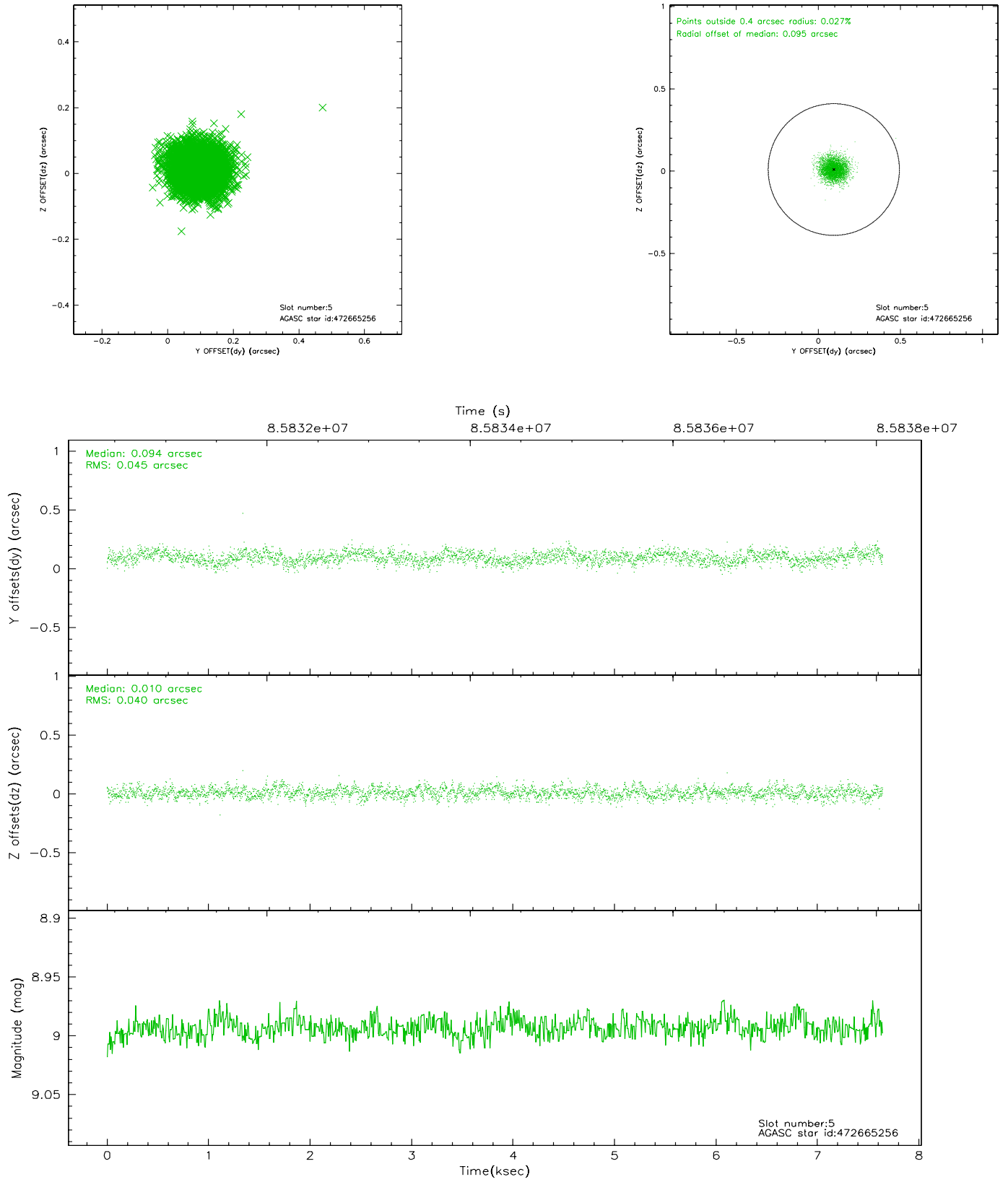
2.4.1 Slot 3



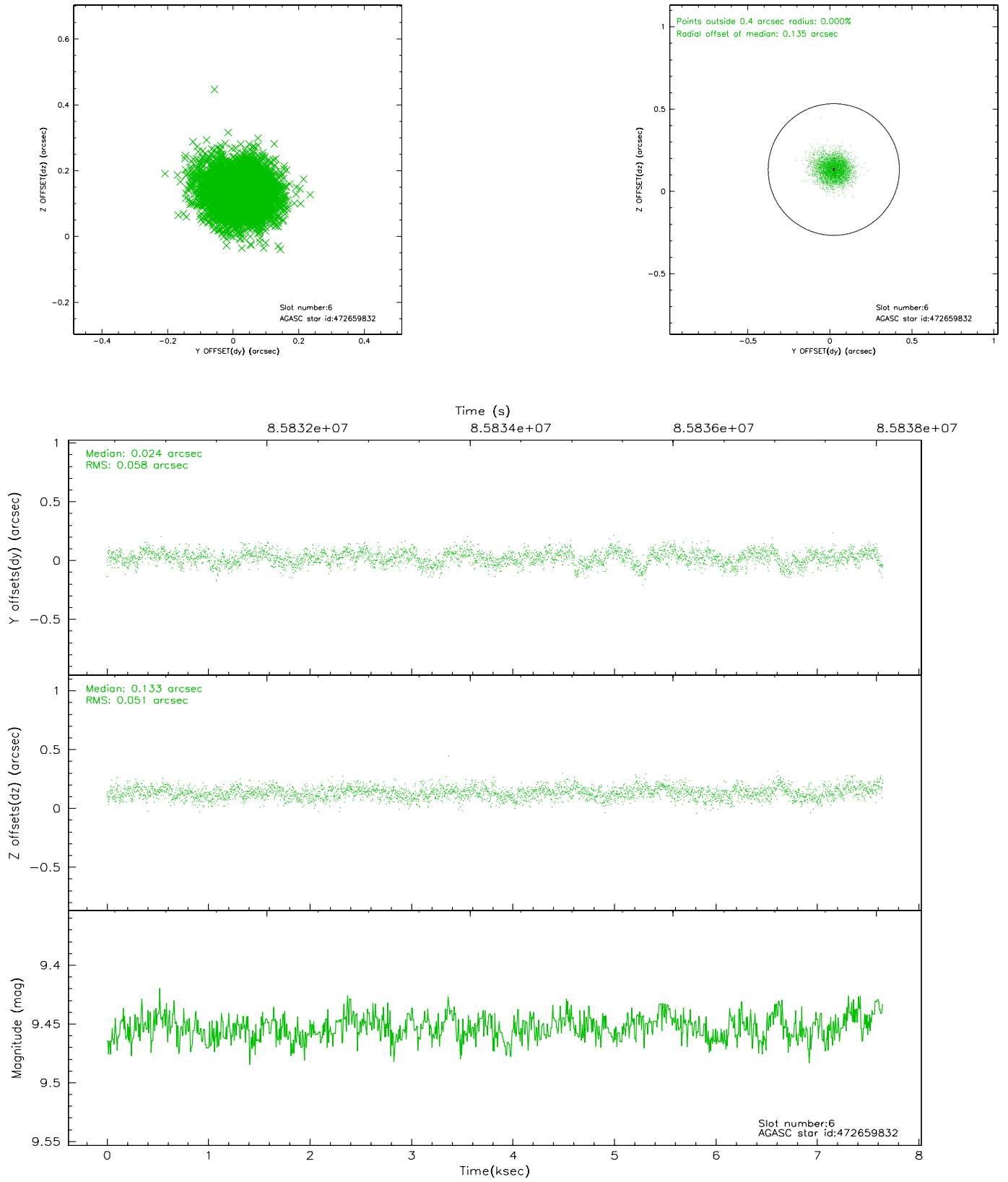
2.4.2 Slot 4



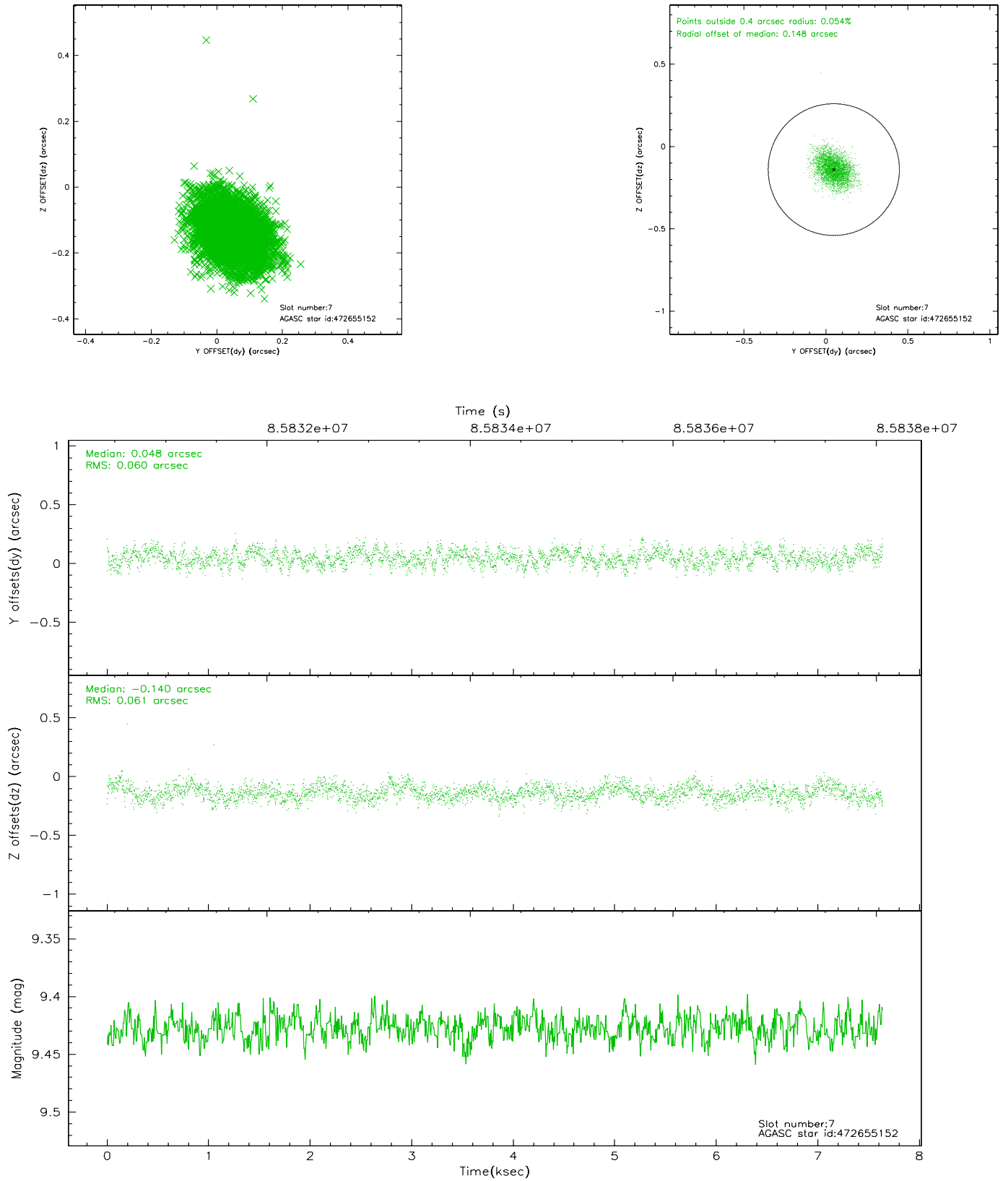
2.4.3 Slot 5



2.4.4 Slot 6

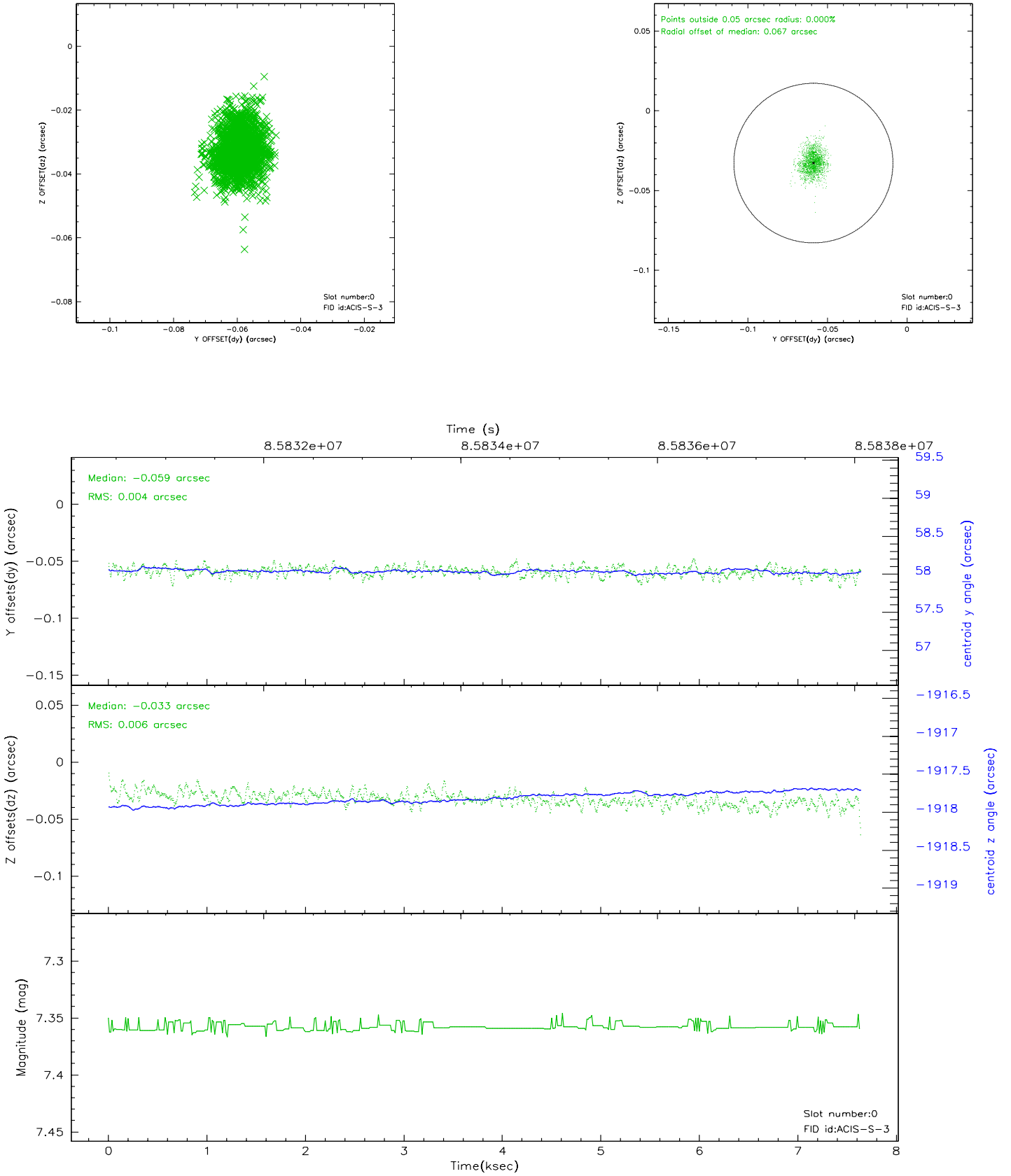


2.4.5 Slot 7

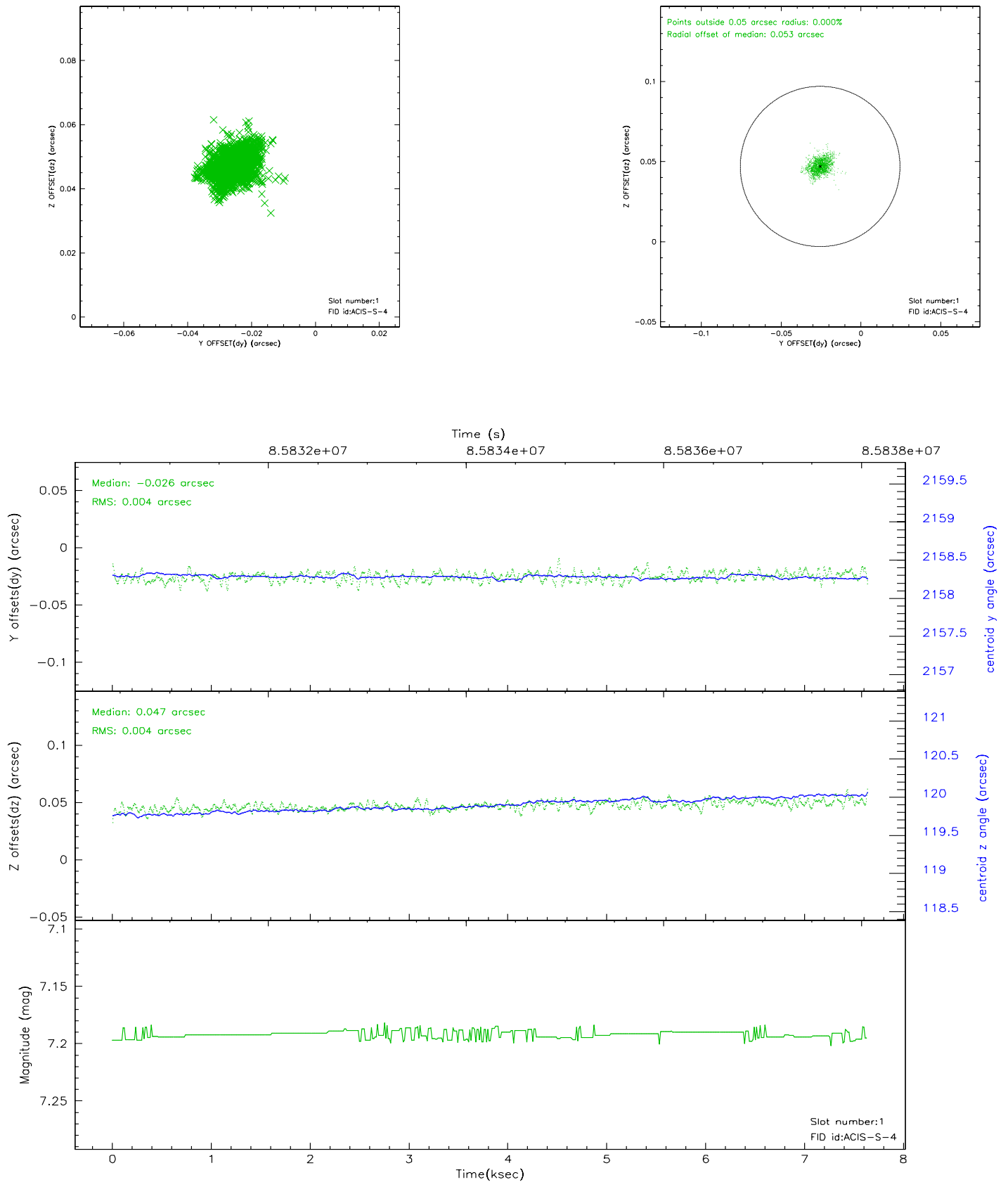


2.5 FID Slots

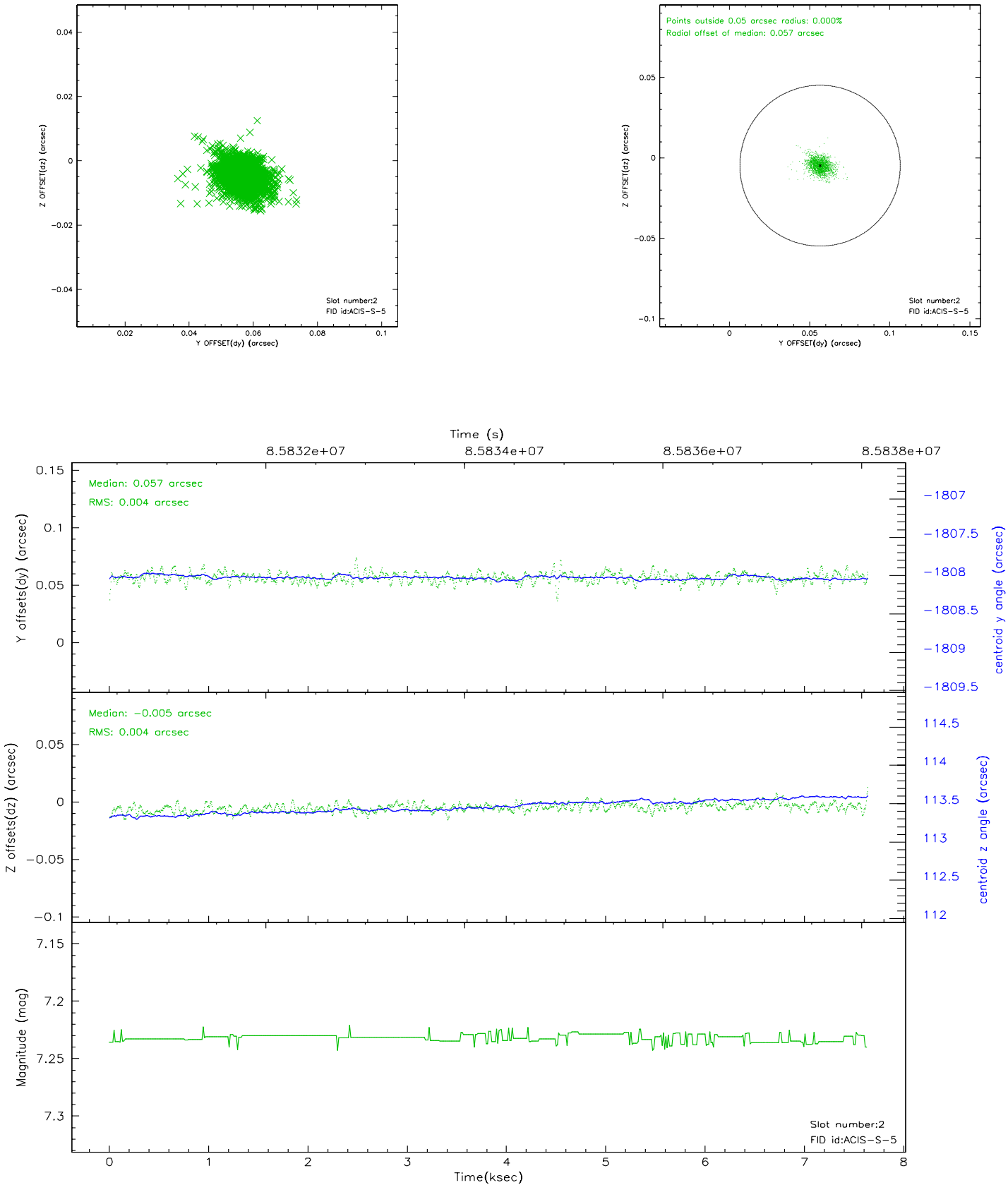
2.5.1 Slot 0



2.5.2 Slot 1



2.5.3 Slot 2

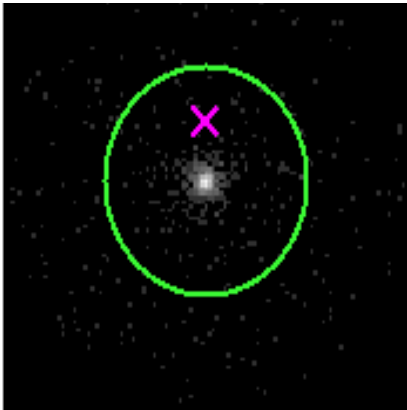


3 Gratings


3.1 HEG Arm



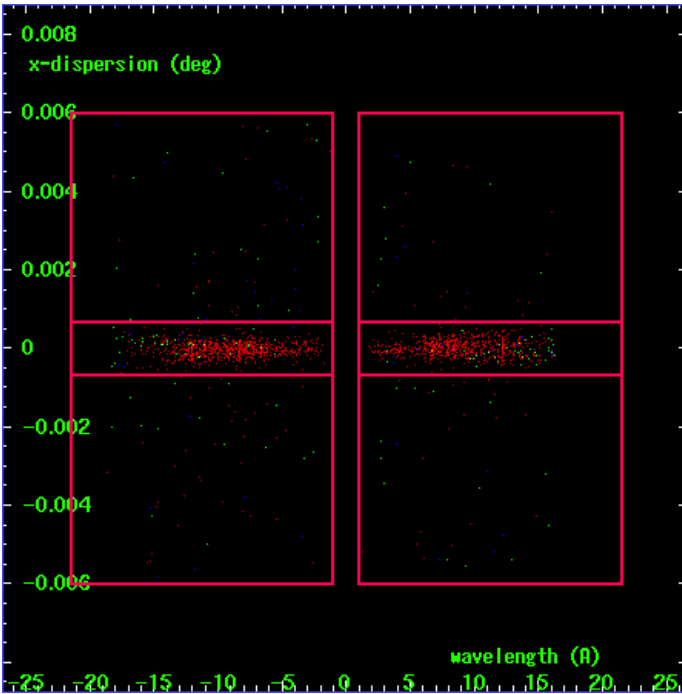
HEG Order Sort 123



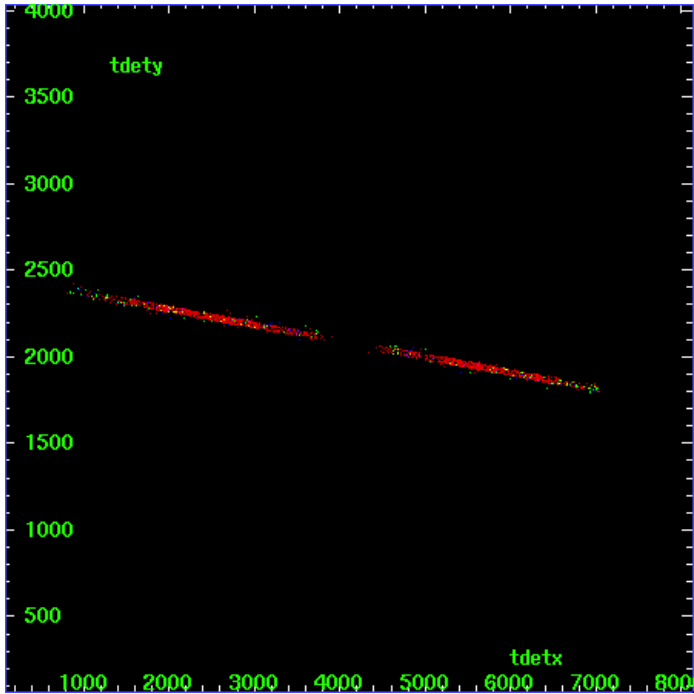
HEG Zero Order



HEG Order Sort ALL

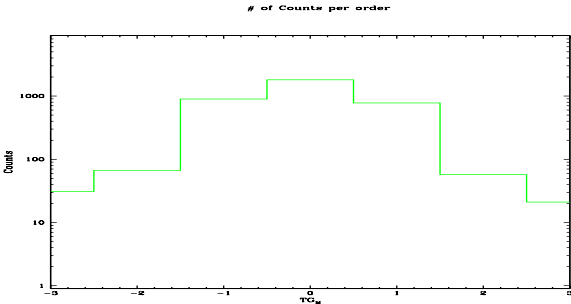


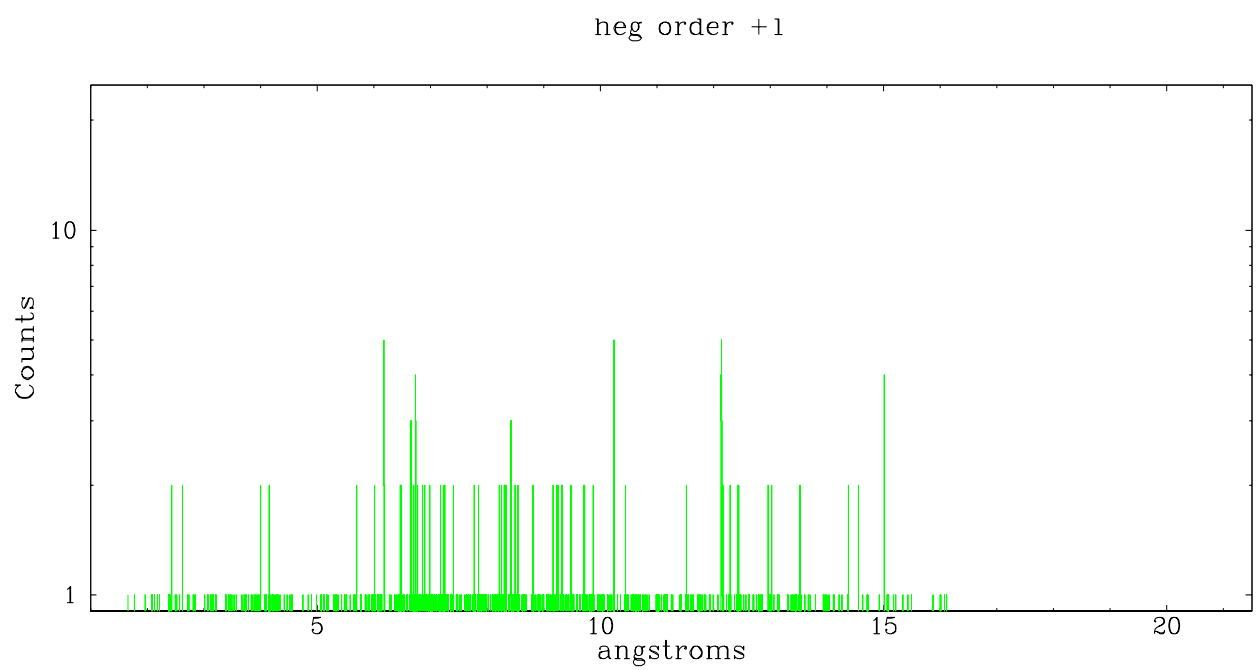
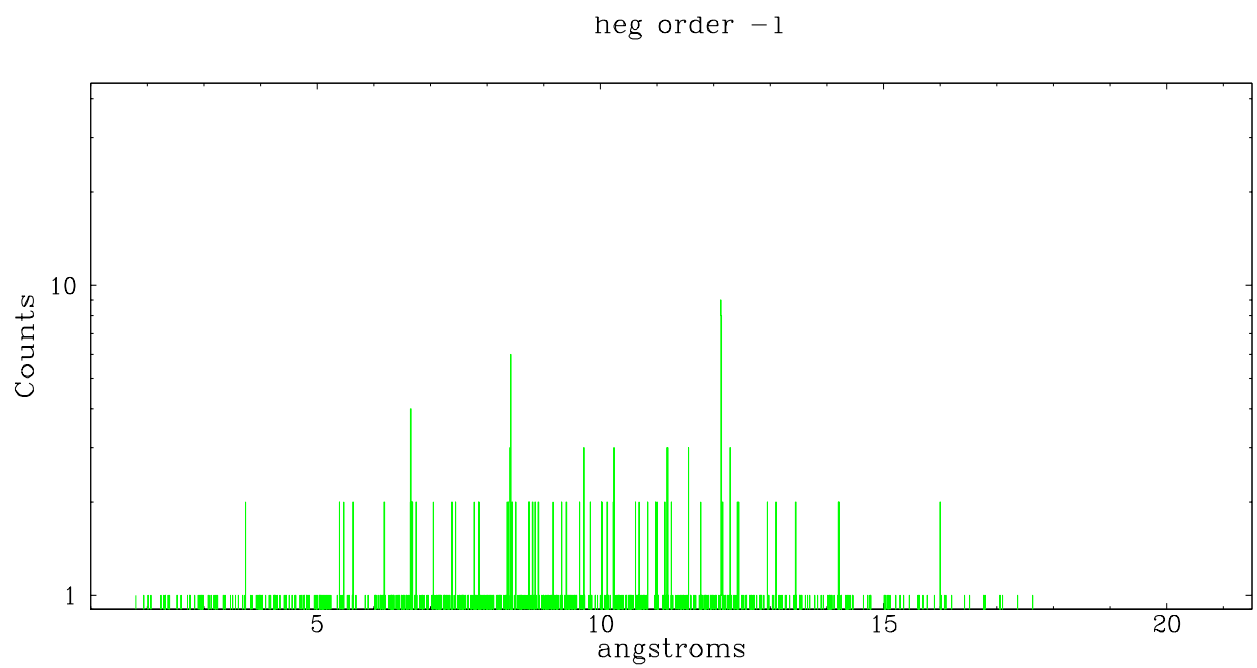
Spot Image HEG




Full Detector HEG

	order -3	order -2	order -1	order 0	order 1	order 2	order 3
Events	31	67	895	1802	775	57	21

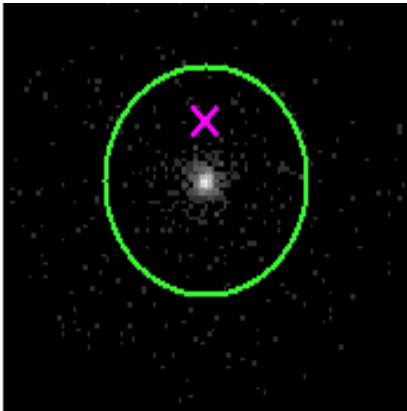





3.2 MEG Arm



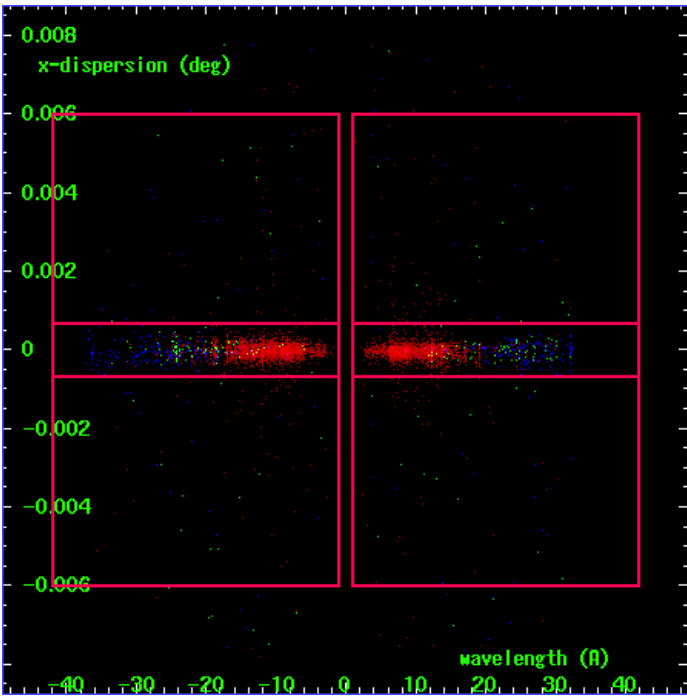
MEG Order Sort 123



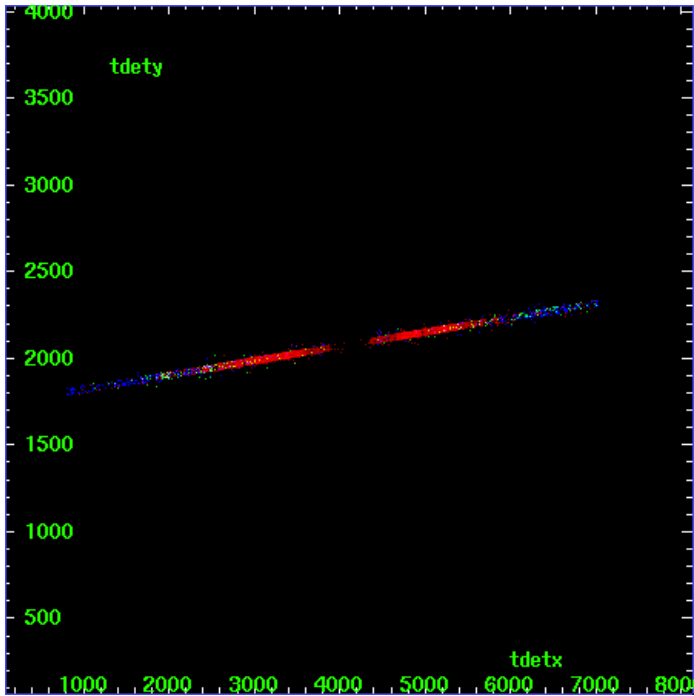
MEG Zero Order



MEG Order Sort ALL

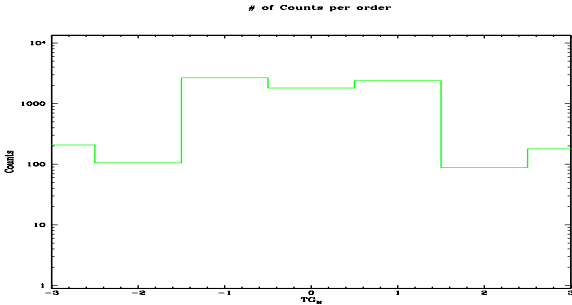


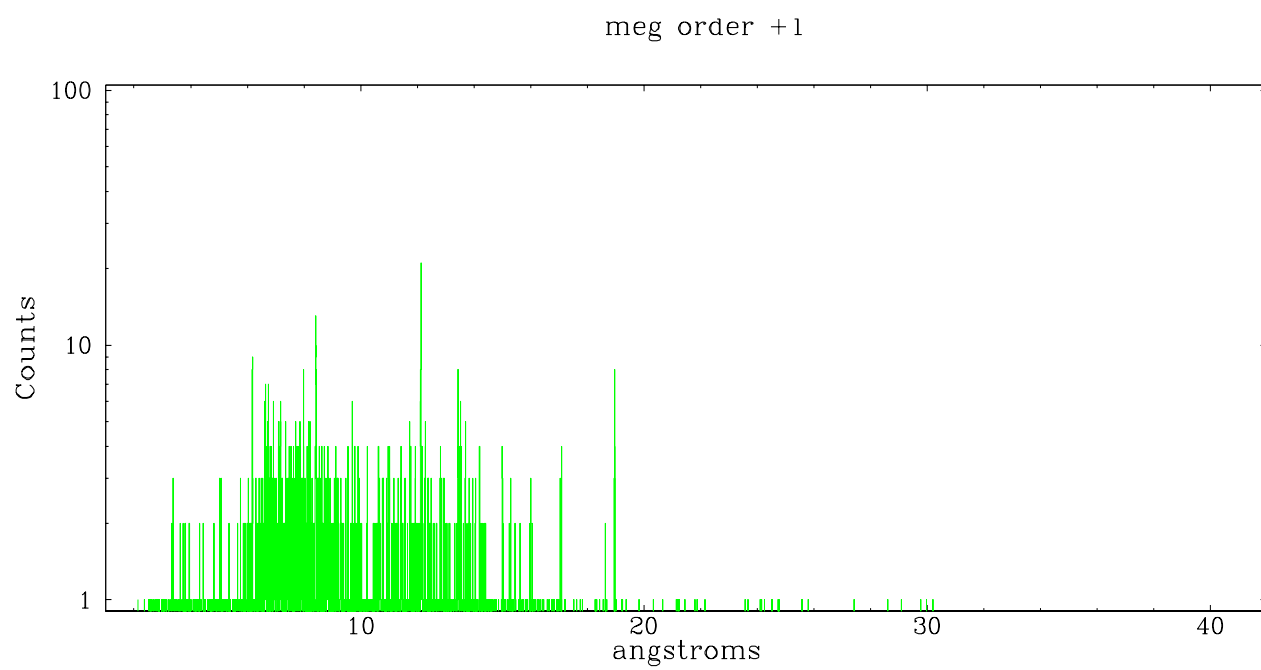
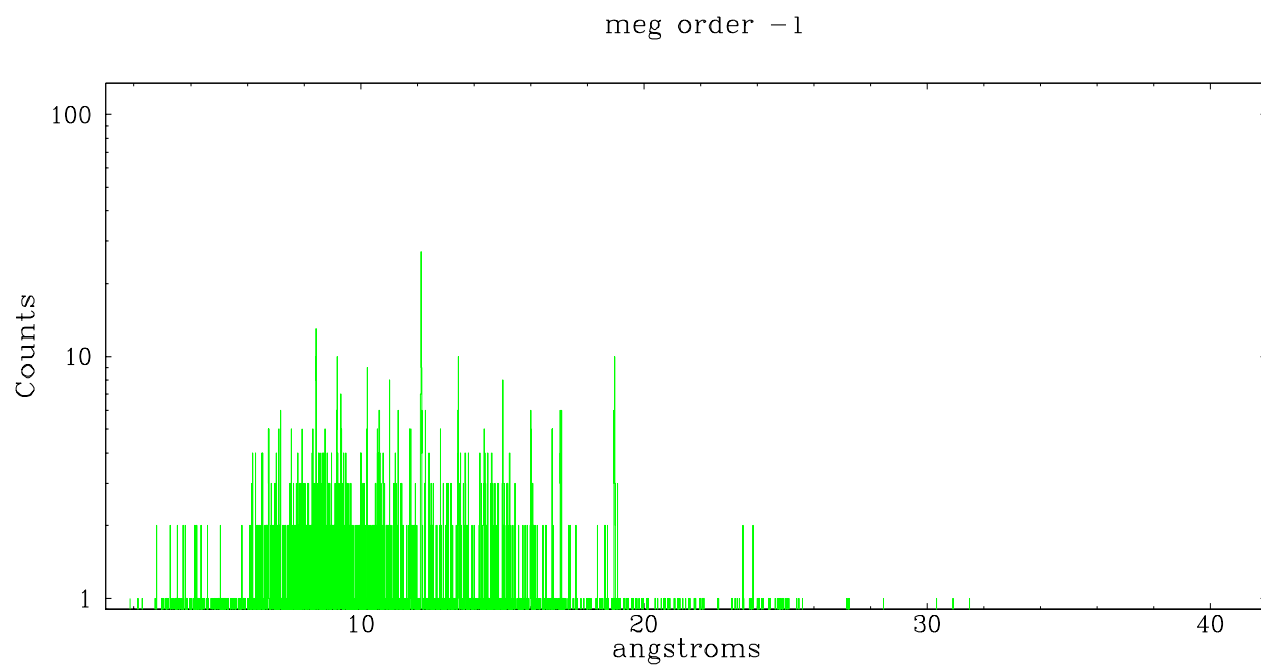
Spot Image MEG



Full Detector MEG

	order -3	order -2	order -1	order 0	order 1	order 2	order 3
Events	208	105	2679	1802	2386	88	179





A Summary

A.1 Status

V&V Scientist	David Huenemoerder
V&V Date (YYYY-MM-DD)	2007.06.11
V&V Edition	1
V&V Disposition and Status	OK
V&V Charge Time	7.257

A.2 Comments

Caveat: due to an 0.5 day observer error on the ephemeris, comments on the phase in the header 'OBJECT' are wrong.