

V&V Reference Report

L2 ASCDS Version : 10.9.1

Observation 5771 - L2 Version 4
Chandra X-Ray Center


L2 Processing Date : Oct 6 2020

Contents

1	Front	2
2	OBI	3
2.1	OBI	3
2.1.1	Images	3
2.1.2	Bias	3
2.1.3	Parameters	4
2.1.4	Events	4
2.2	Compared Parameters	5
2.3	Aspect	6
2.4	Star Slots	9
2.4.1	Slot 3	9
2.4.2	Slot 4	10
2.4.3	Slot 5	11
2.4.4	Slot 6	12
2.4.5	Slot 7	13
2.5	FID Slots	14
2.5.1	Slot 0	14
2.5.2	Slot 1	15
2.5.3	Slot 2	16
A	Summary	17
A.1	Status	17
A.2	Comments	17

1 Front


seq_num	800484	Sequence number
obs_id	5771	Observation id
title	Chandra observations of high-redshift clusters of galaxies from the 400 Square Degrees ROSAT PSPC survey	Proposal title
observer	Dr. Stephen Murray	Principal investigator
object	CIG J1120+4318	Source name
dtcycle	0	
cycle	P	events from which exps? Prim/Second/Both
ra_targ	170.031667	Observer's specified target RA [deg]
dec_targ	43.301944	Observer's specified target Dec [deg]
ra_nom	170.03169151701	Nominal RA [deg]
dec_nom	43.354734899995	Nominal Dec [deg]
roll_nom	95.568489651643	Nominal Roll [deg]
revision	4	Processing version of data
ontime	20100.399961323	Sum of GTIs [s]
livetime	19837.773438129	Livetime [s]
ontime0	20097.258991063	Sum of GTIs [s]
ontime1	20100.399961323	Sum of GTIs [s]
ontime2	20097.258981079	Sum of GTIs [s]
ontime3	20100.399961323	Sum of GTIs [s]
ontime6	20097.258981079	Sum of GTIs [s]
l2events	51572	Number of level 2 events




2 OBI

2.1 OBI

2.1.1 Images



2.1.2 Bias



2.1.3 Parameters

obi_num	0	Obi number	sched_exp_time	19969.935000	[s] Scheduled observation exposure time
ascdsver	10.9.1	Processing system revision	ontime	20100.399961323	Sum of GTIs [s]
caldsver	4.9.2	 	ontime0	20097.258991063	Sum of GTIs [s]
date	2020-10-06T03:52:03	Date and time of file creation	ontime1	20100.399961323	Sum of GTIs [s]
revision	4	Processing version of data	ontime2	20097.258981079	Sum of GTIs [s]
			ontime3	20100.399961323	Sum of GTIs [s]
			ontime6	20097.258981079	Sum of GTIs [s]
			l1events	635714	Number of level 1 events

2.1.4 Events

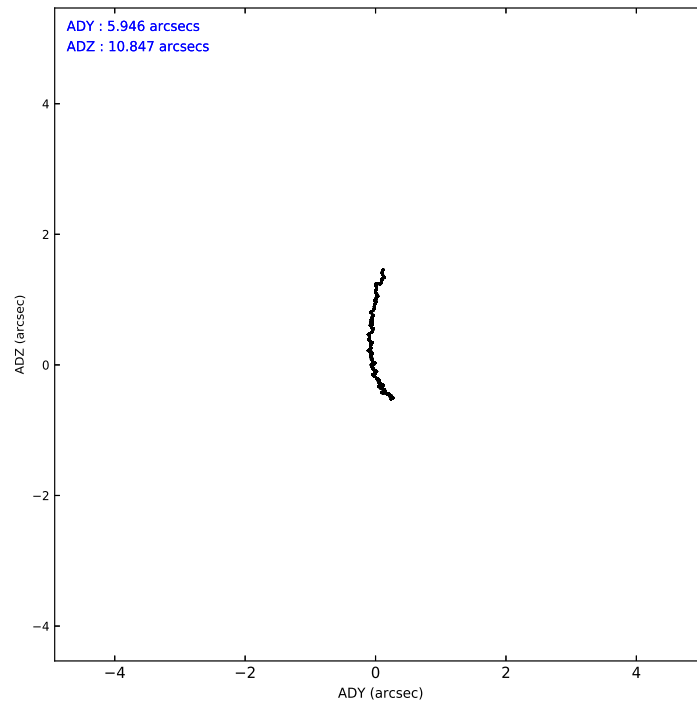
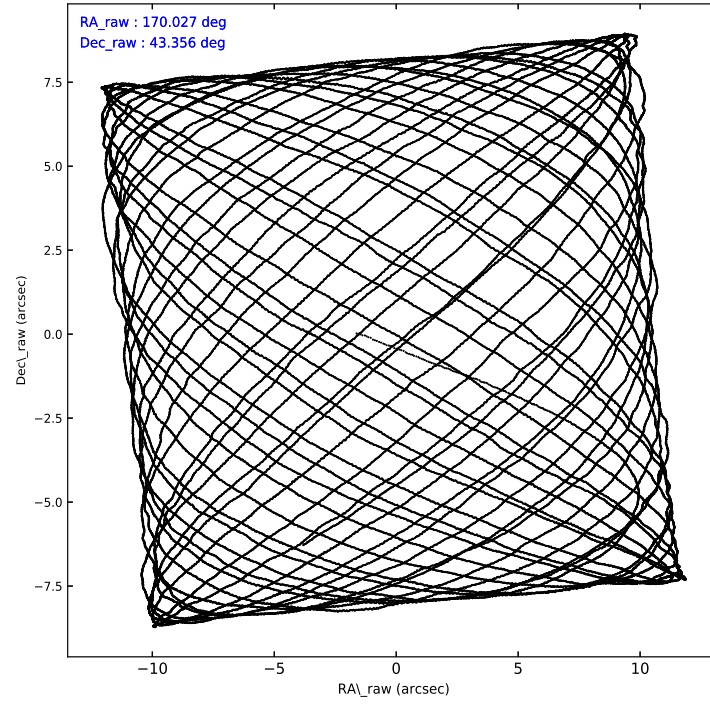
	ccd 0	ccd 1	ccd 2	ccd 3	ccd 6
level 1 events	118954	122048	135306	130357	129049
rejected events	107156	108743	123369	117541	116968
rejected %	90%	89%	91%	90%	90%

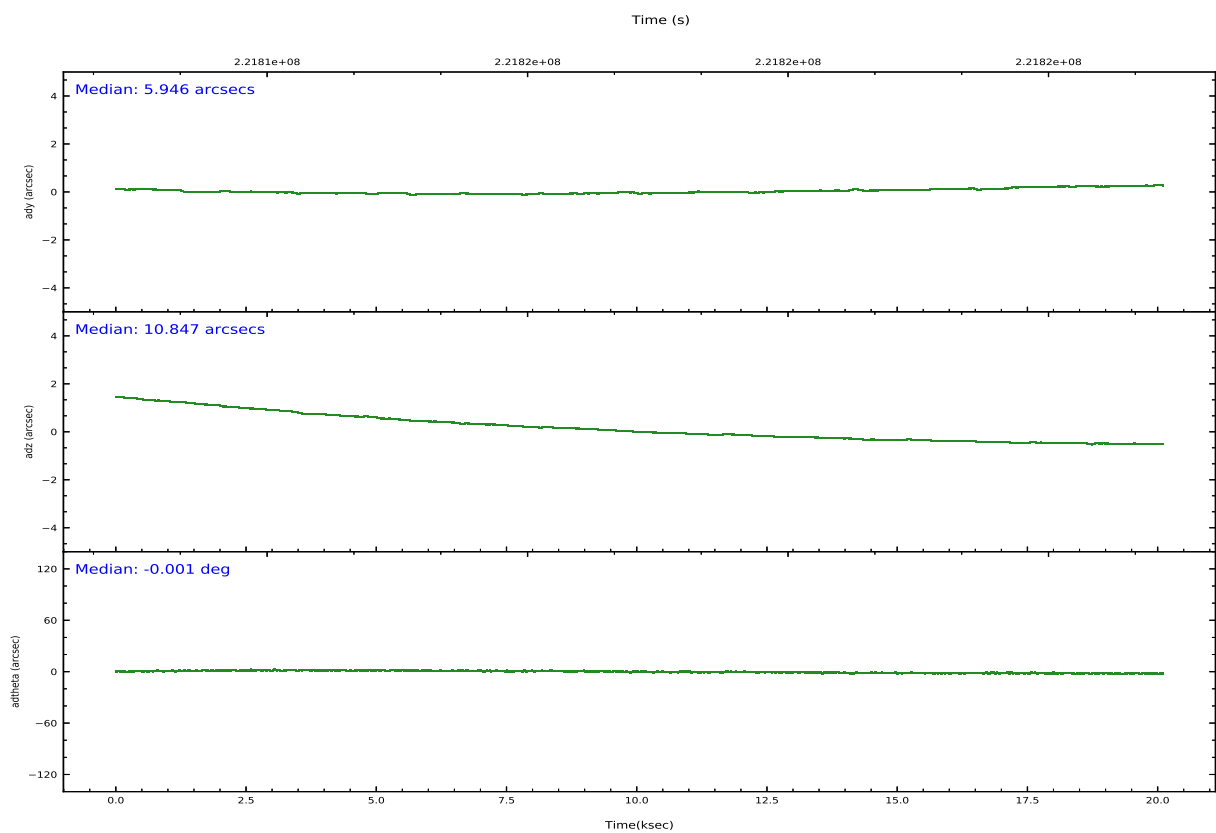
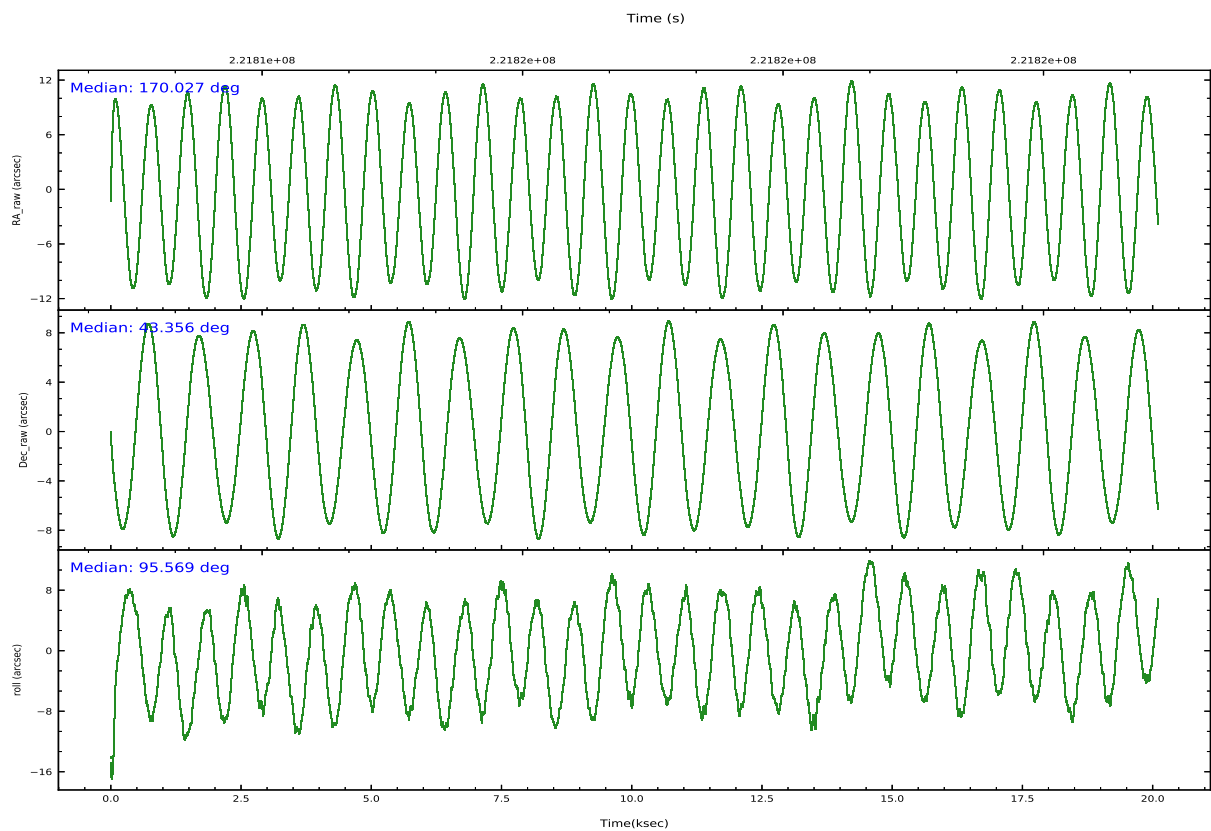
	ccd 0	ccd 1	ccd 2	ccd 3	ccd 6
grade 0 events	4249	5252	4708	5644	4556
	3%	4%	3%	4%	3%
grade 1 events	68	66	64	87	51
	0%	0%	0%	0%	0%
grade 2 events	2982	3041	3039	2737	2696
	2%	2%	2%	2%	2%
grade 3 events	1496	1588	1334	1483	1451
	1%	1%	0%	1%	1%
grade 4 events	1376	1601	1439	1403	1505
	1%	1%	1%	1%	1%
grade 5 events	4513	4808	4346	5213	5144
	3%	3%	3%	3%	3%
grade 6 events	2585	2828	2324	2423	2790
	2%	2%	1%	1%	2%
grade 7 events	101685	102864	118052	111367	110856
	85%	84%	87%	85%	85%

2.2 Compared Parameters

Parameter	Planned	Actual	Parameter	Planned	Actual
Instrument	ACIS	ACIS	Obspar version number	8	8
Detector	ACIS-01236	ACIS-01236	Obspar file type	PREDICTED	ACTUAL
Grating	NONE	NONE	Obspar update status	NONE	UPDATED
Data mode	VFAINT	VFAINT	Number of optional ACIS chips dropped	0	0
Observation mode	POINTING	POINTING	On-chip summing requested	N	N
[deg] Pointing RA	170.049185	170.03169151701	Subarray requested	NONE	NONE
[deg] Pointing Dec	43.333940	43.354734899995	Alternating exposures requested	N	N
[deg] Pointing Roll	95.347617	95.56848965164301	[s] Primary exposure time	0.000000	3.1
[mm] SIM focus pos	-0.782348	-0.7809083437167272			
[mm] SIM defocus	0	0.001439871863259334			
[mm] SIM translation stage pos	-225.840463	-225.8433433320239			
[mm] SIM translation stage offset	-7.752	-7.749109670905796			
[s] Observation start time (MET)	221807230.184000	221805494.4892			
Observation start date	2005-01-11T05:06:06	2005-01-11T04:38:14			
[s] Observation end time (MET)	221827200.184000	221827428.46519			
Observation end date	2005-01-11T10:38:56	2005-01-11T10:43:48			
Read mode	TIMED	TIMED			

2.3 Aspect



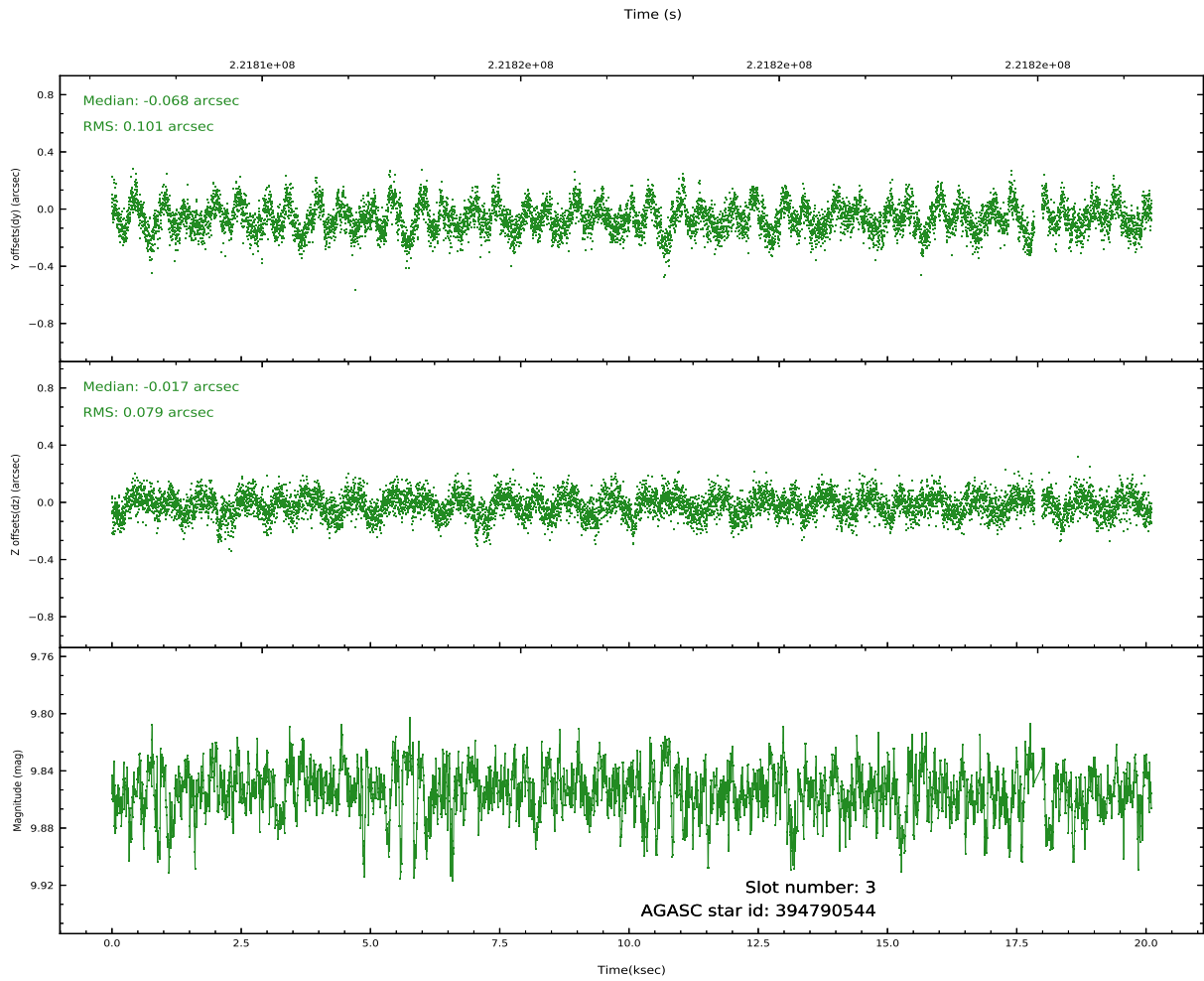
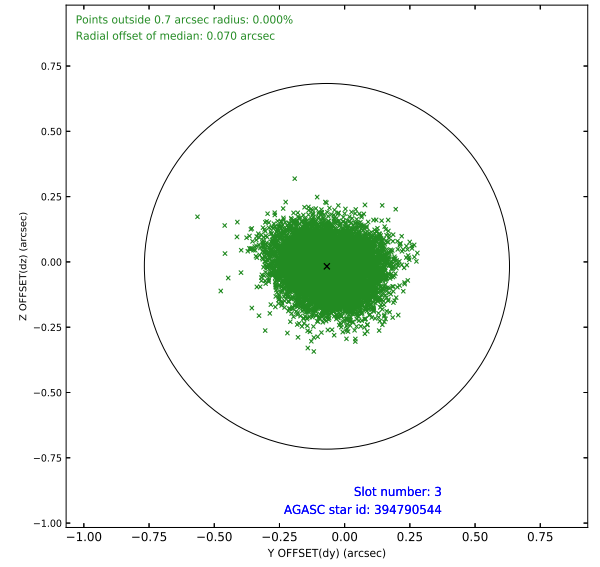
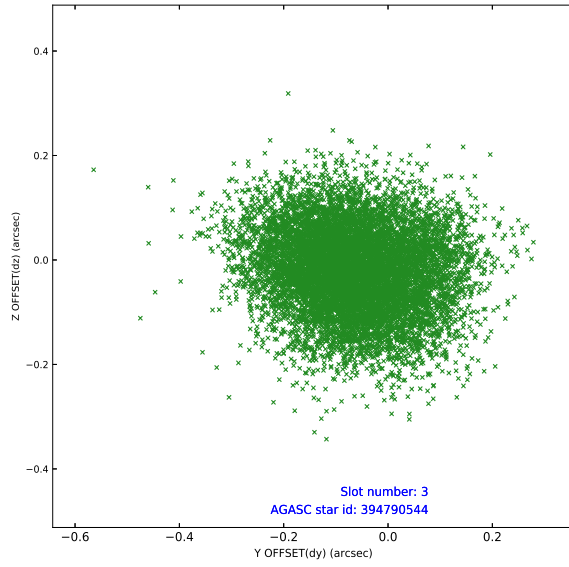


Slot Statistics

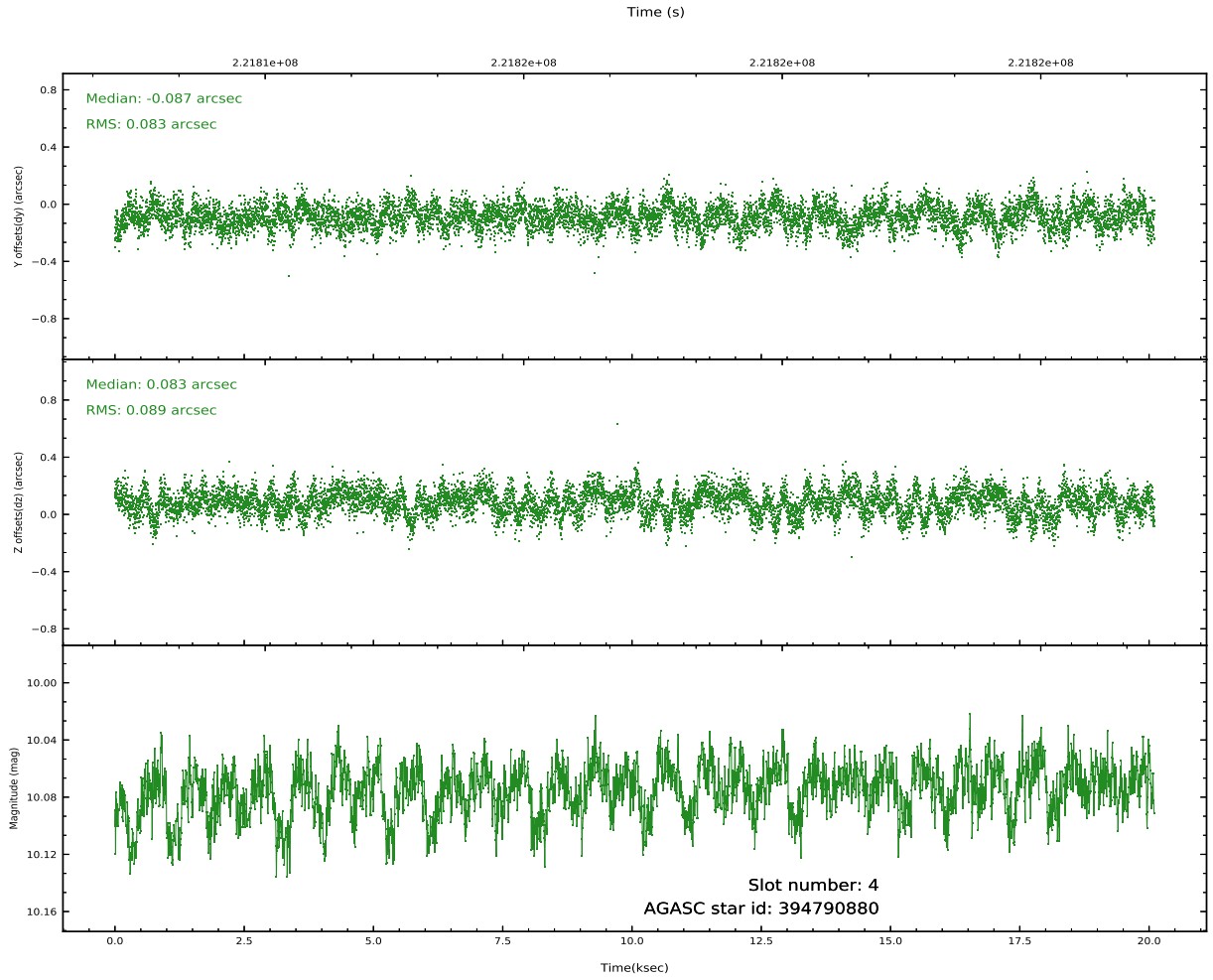
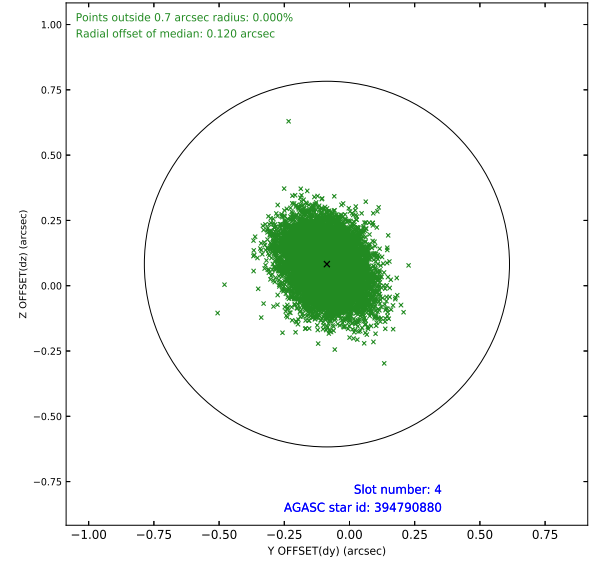
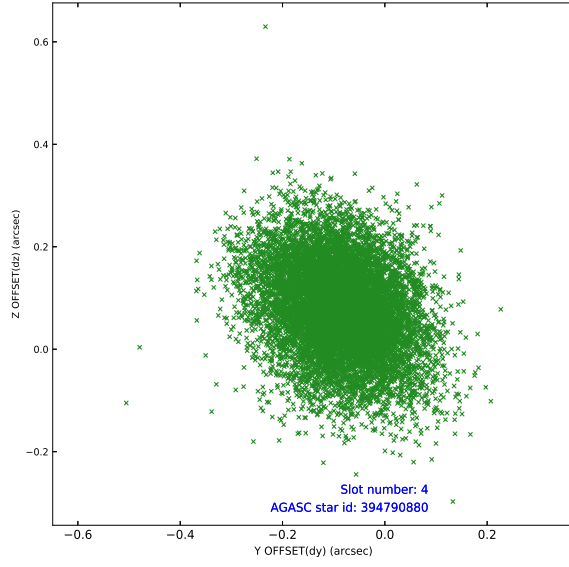
pt	status	used	id	mag	n_pts	frac_pts	med_dy	med_dz	dr1	dr2	ra	dec	mean_y	mea
0	FID		ACIS-I-1	7.24	4904	1.000	0.130	-0.131	0.012	0.018	0.000000	0.000000	933.70	-993
1	FID		ACIS-I-5	7.22	4904	1.000	-0.281	0.098	0.012	0.018	0.000000	0.000000	-1814.69	903
2	FID		ACIS-I-6	7.25	4903	1.000	0.060	0.105	0.014	0.029	0.000000	0.000000	399.00	1548
3	GUIDE	used	394790544	9.85	9729	1.000	-0.068	-0.017	0.138	0.221	169.650924	43.839148	1909.63	860
4	GUIDE	used	394790880	10.07	9795	1.000	-0.087	0.083	0.129	0.212	169.505431	43.803975	1821.19	1248
5	GUIDE	used	394802352	9.20	9803	1.000	0.151	-0.108	0.105	0.169	169.334978	42.806785	-1705.41	2054
6	GUIDE	used	395185304	8.94	9808	1.000	0.019	0.109	0.085	0.135	170.919785	43.120762	-965.62	-2206
7	GUIDE	used	394791080	9.77	9799	1.000	-0.015	-0.068	0.109	0.175	169.075596	43.782733	1859.16	2367

2.4 Star Slots

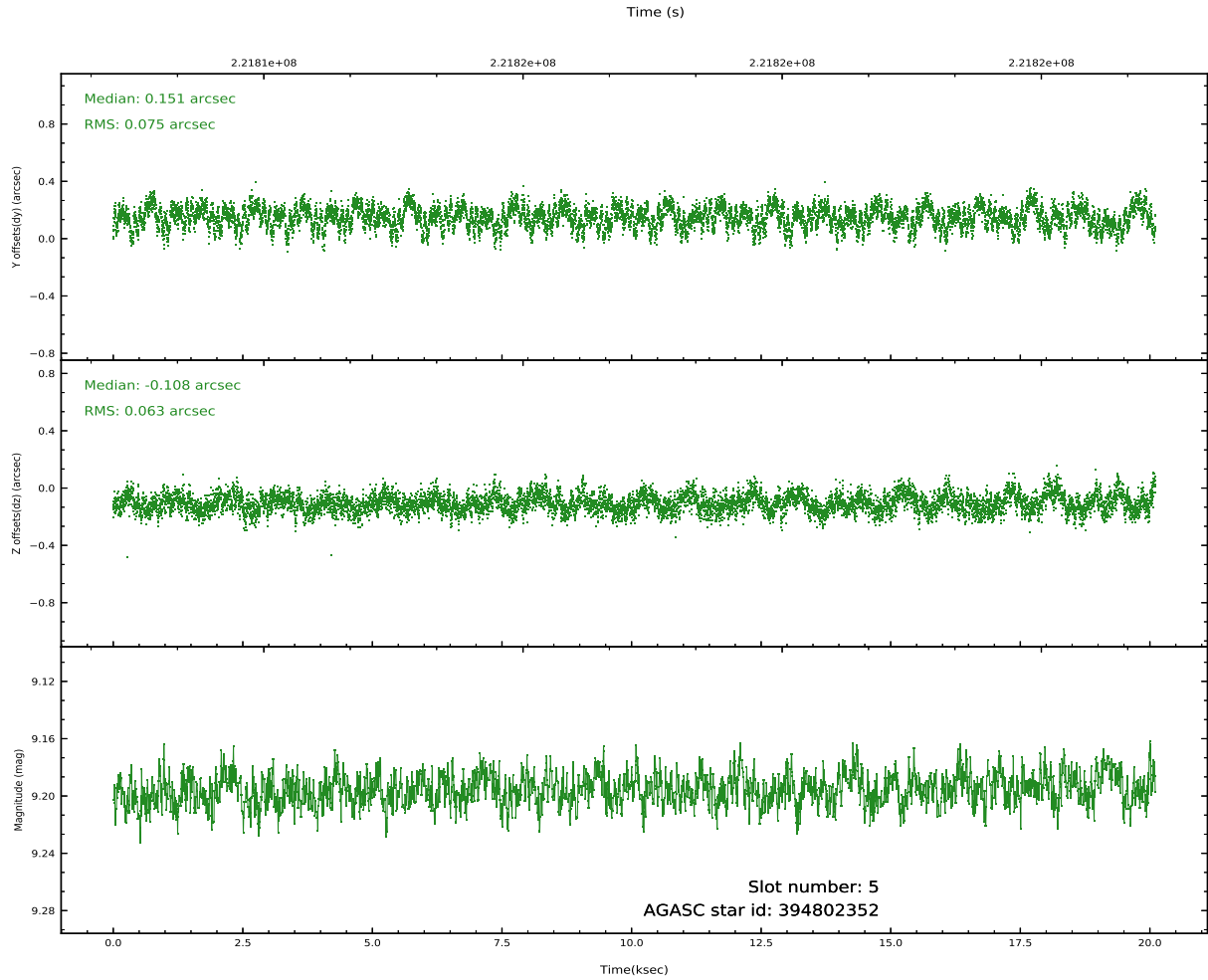
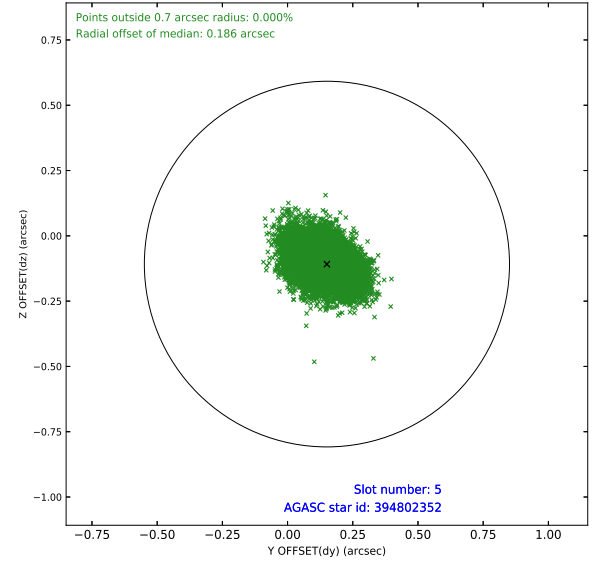
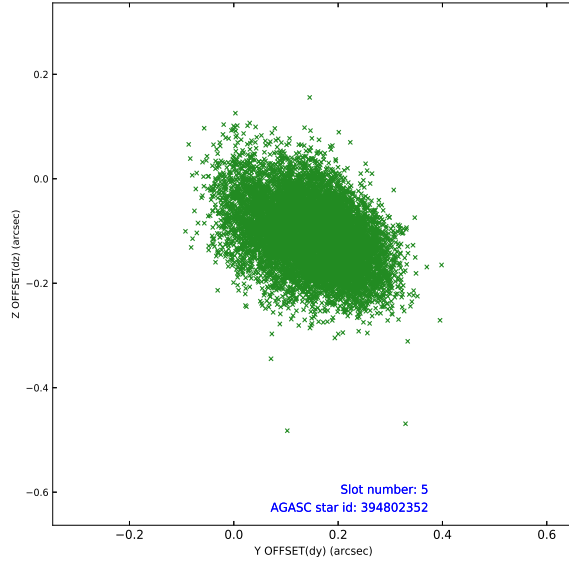
2.4.1 Slot 3



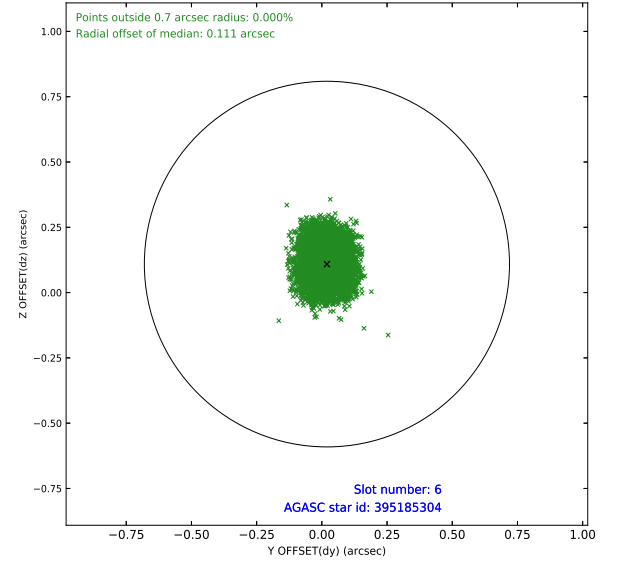
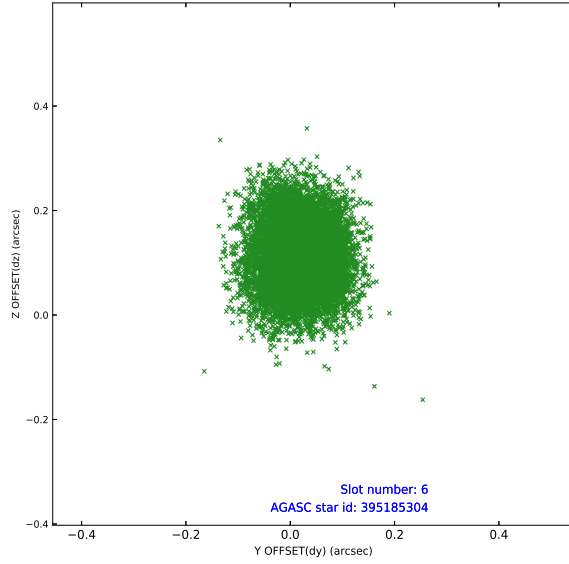
2.4.2 Slot 4



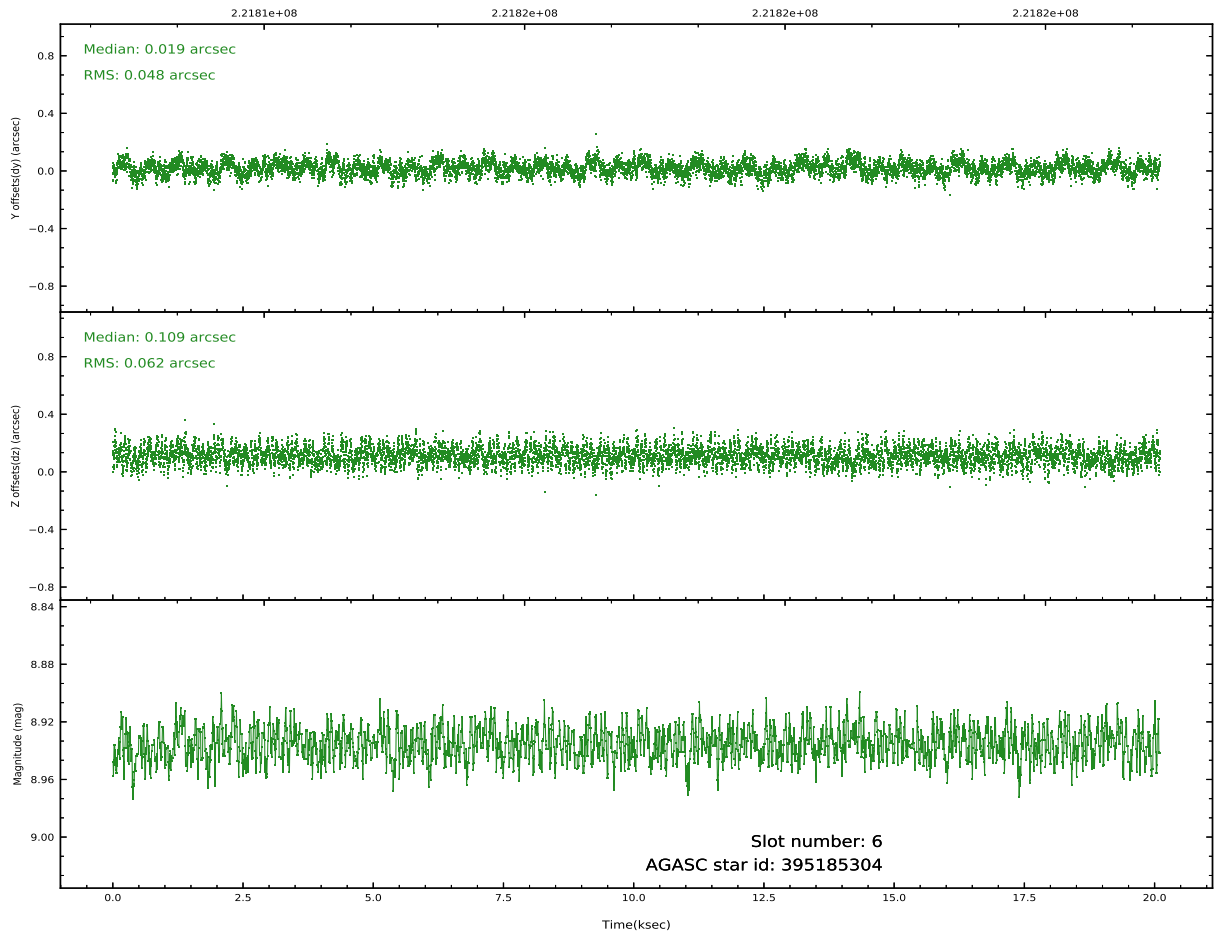
2.4.3 Slot 5



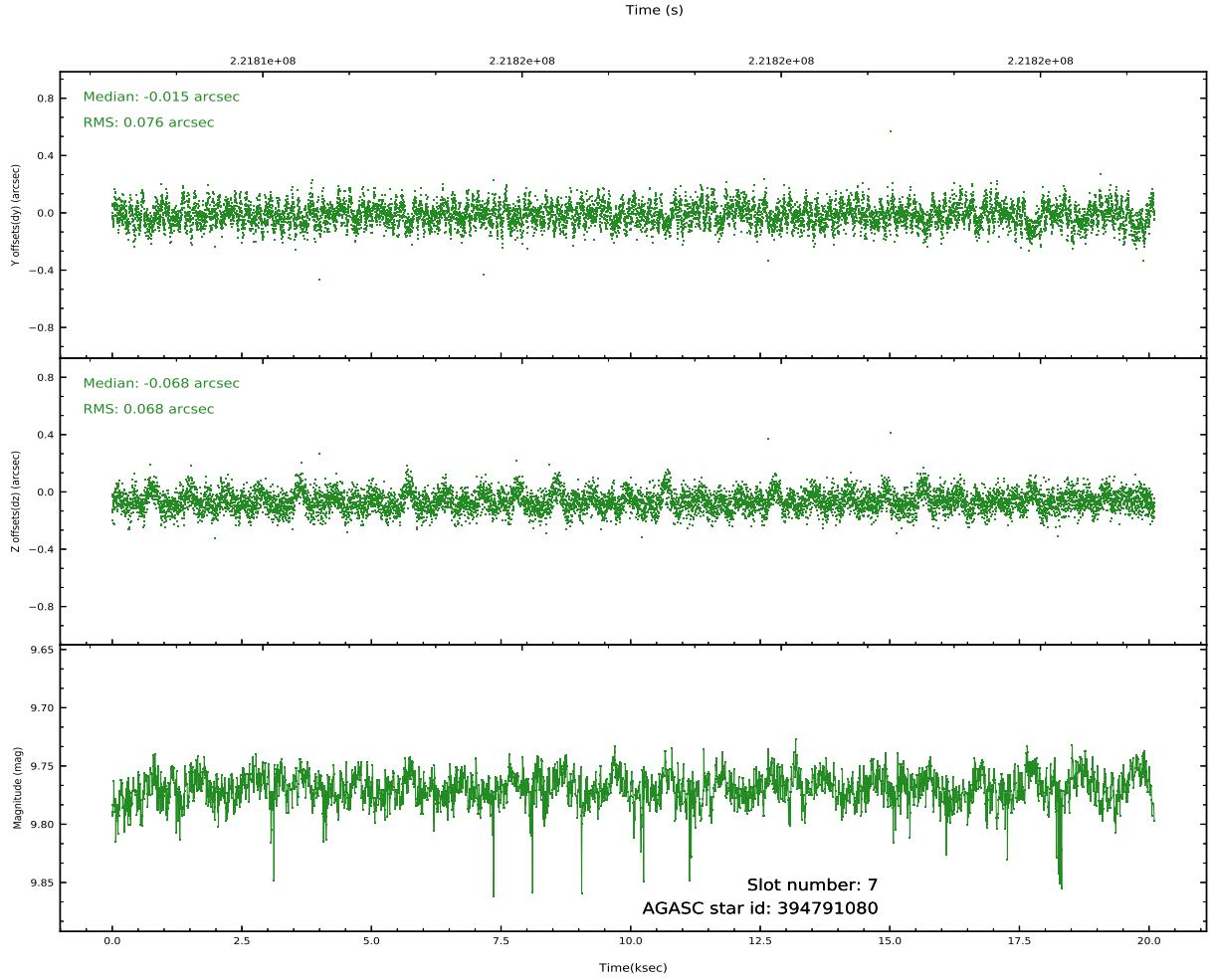
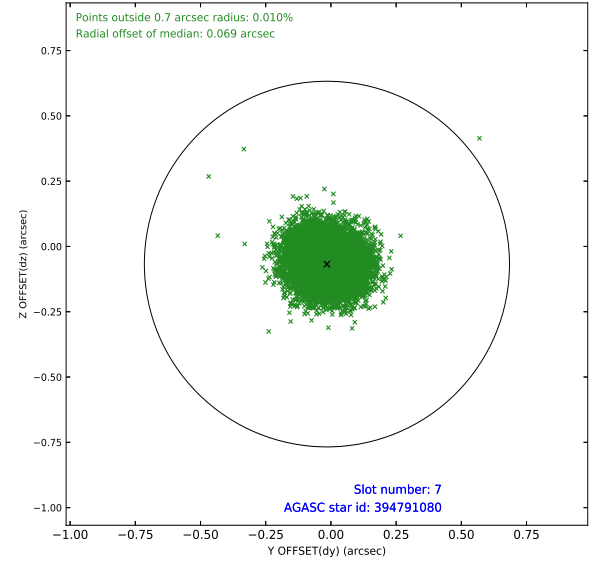
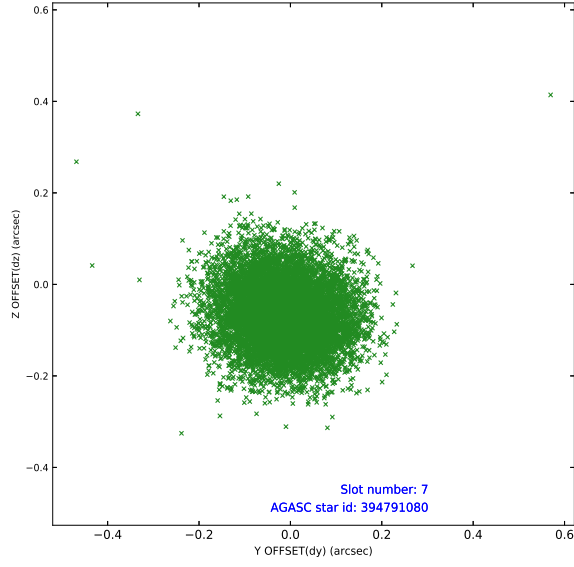
2.4.4 Slot 6



Time (s)

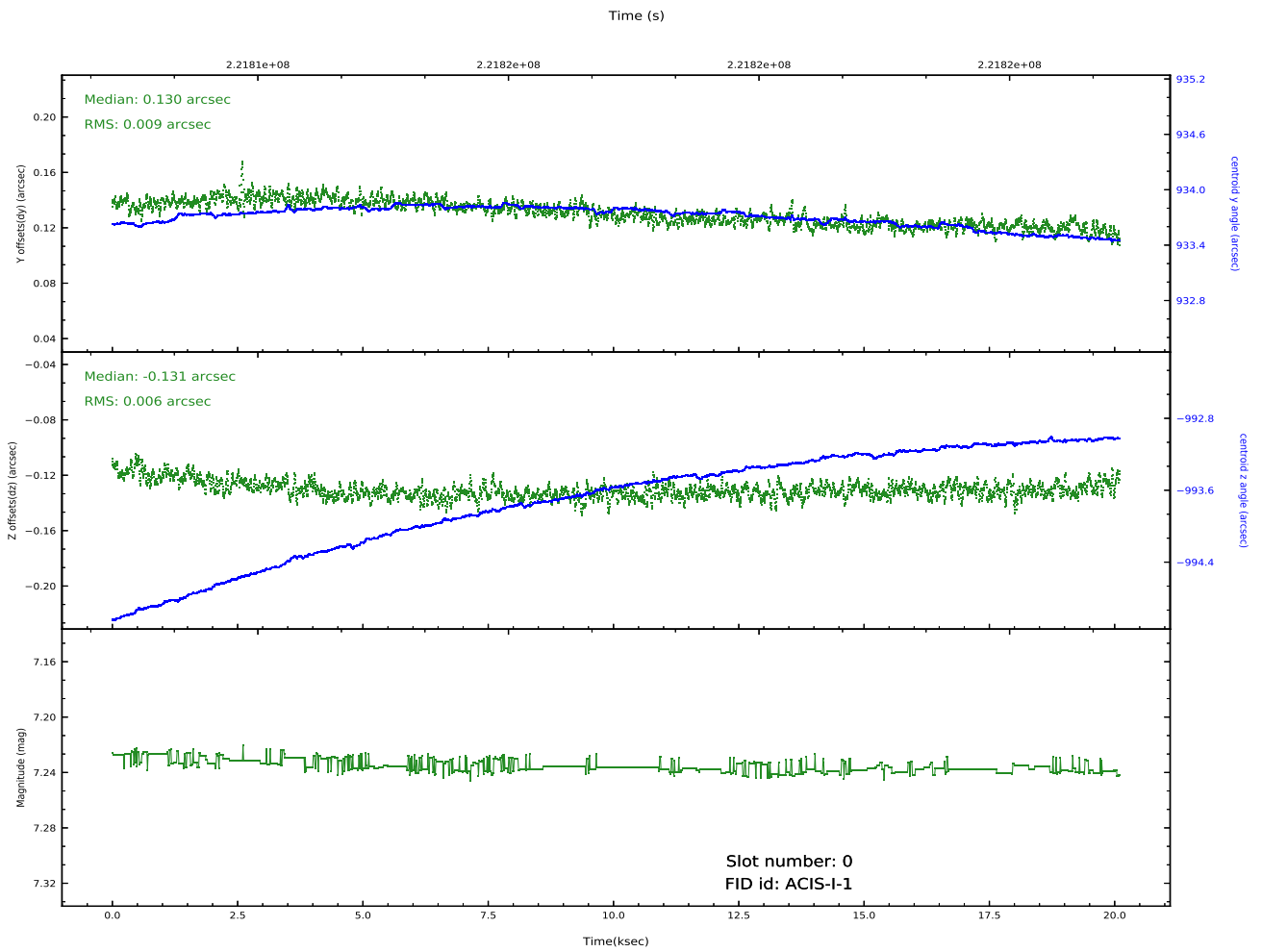
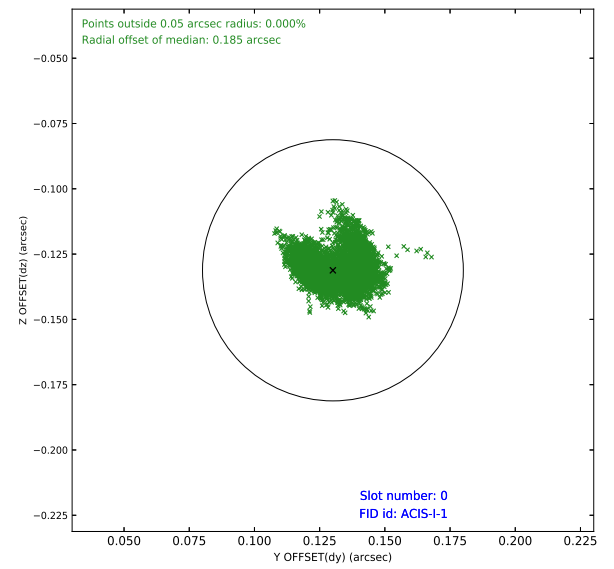
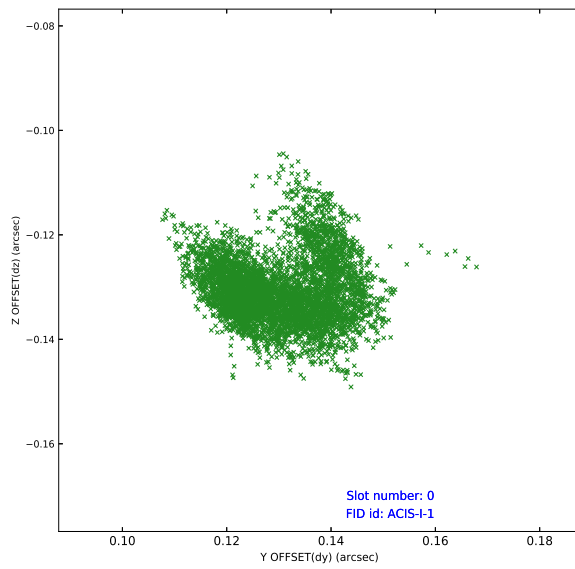


2.4.5 Slot 7

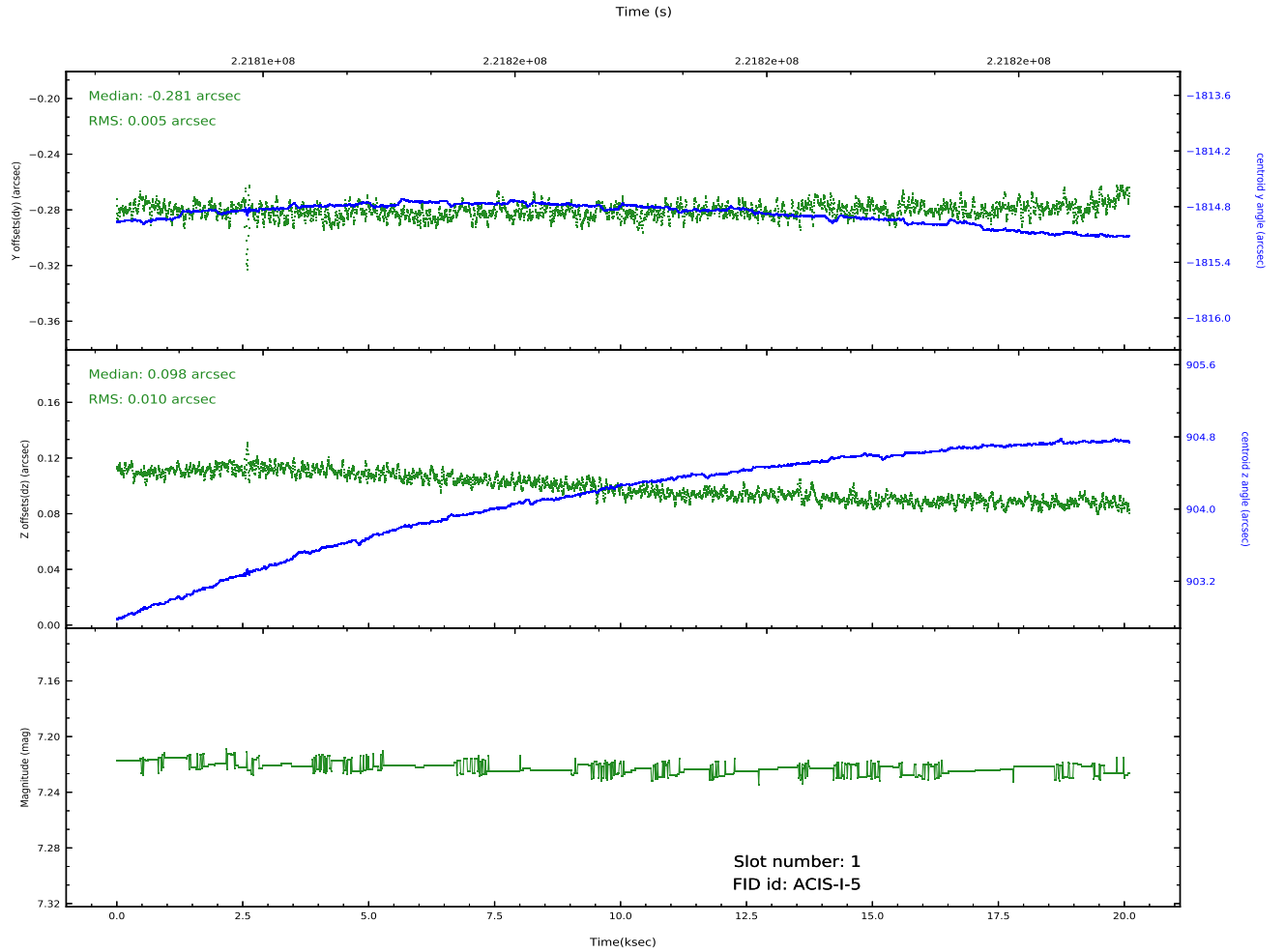
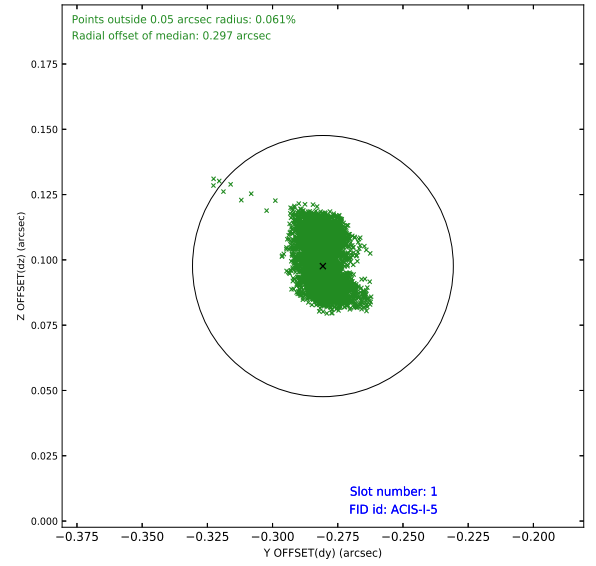
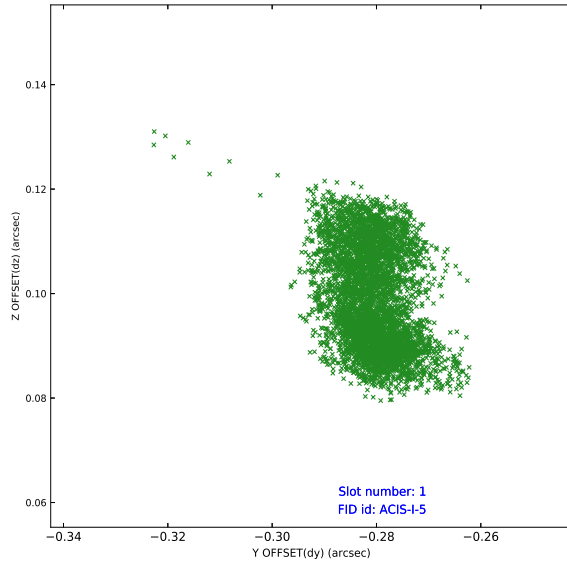


2.5 FID Slots

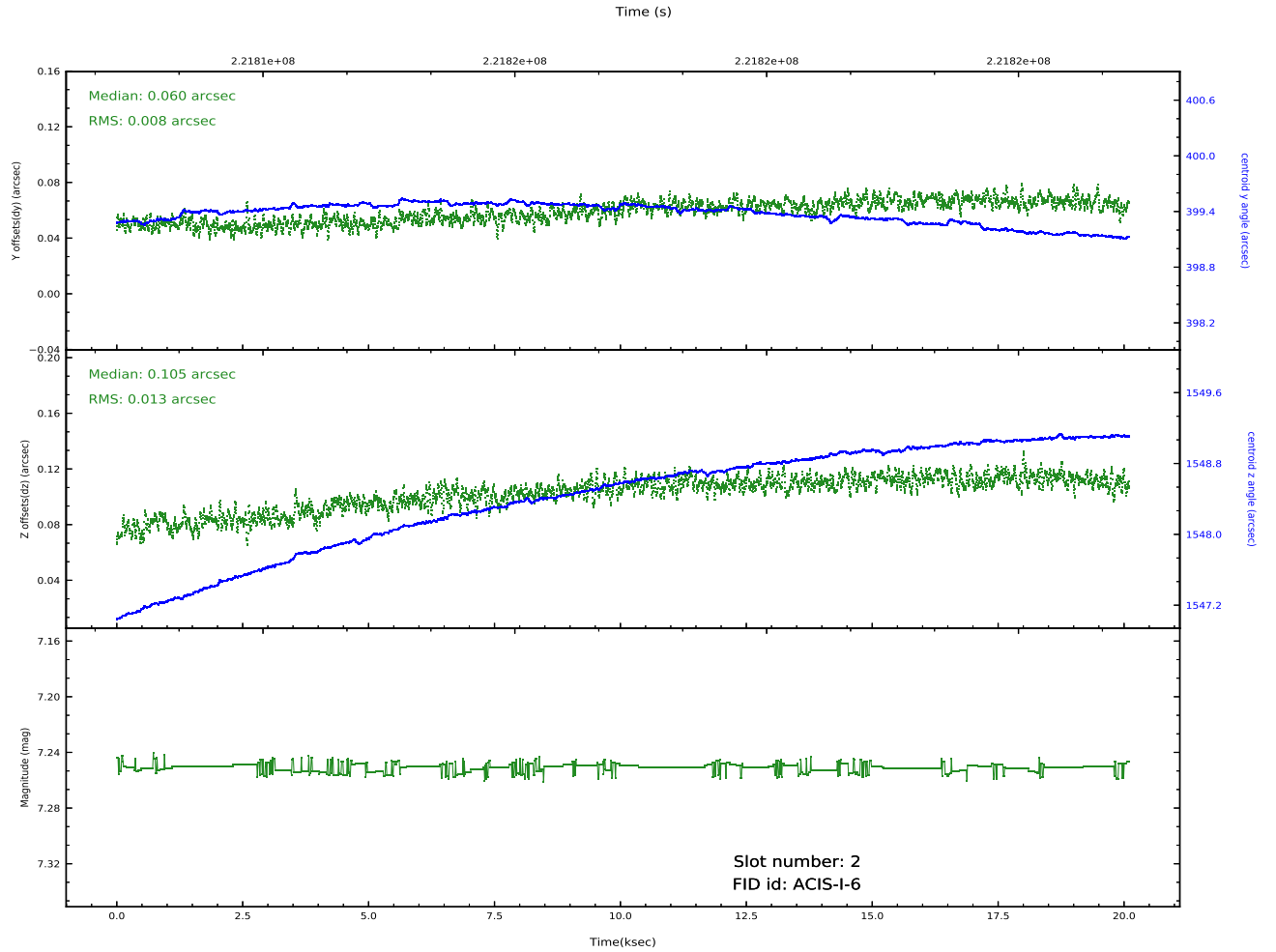
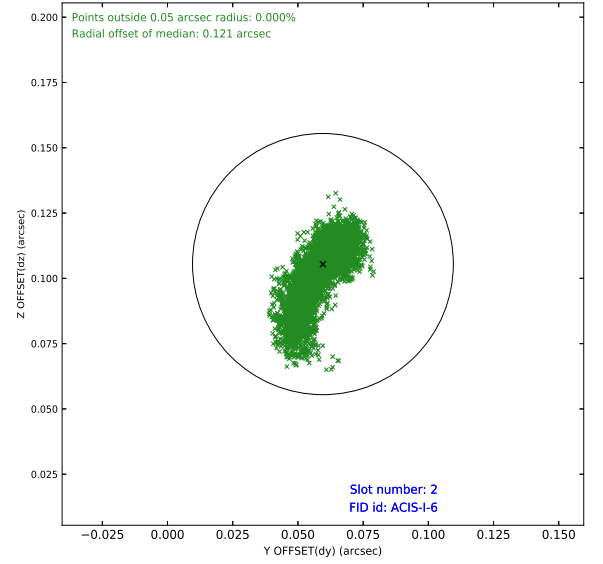
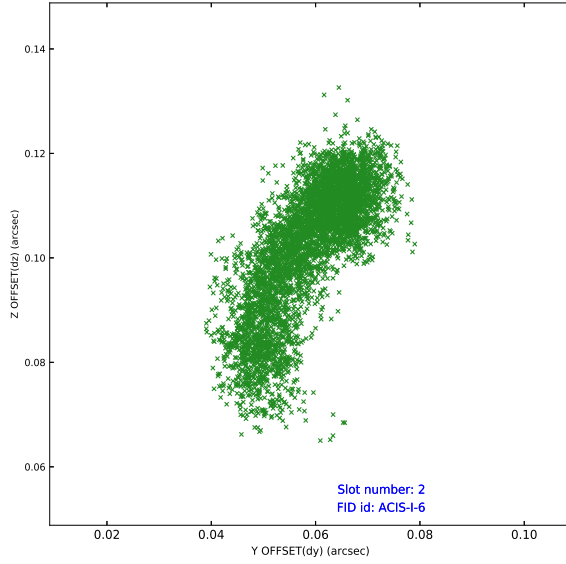
2.5.1 Slot 0



2.5.2 Slot 1



2.5.3 Slot 2



A Summary

A.1 Status

V&V Scientist	Beth Sundheim
V&V Date (YYYY-MM-DD)	2020.10.06
V&V Edition	1
V&V Disposition and Status	OK
V&V Charge Time	20.10039

A.2 Comments