

V&V Reference Report

L2 ASCDS Version : 10.9.1

Observation 4834 - L2 Version 4
Chandra X-Ray Center


L2 Processing Date : Oct 6 2020

Contents

1	Front	2
2	OBI	3
2.1	OBI	3
2.1.1	Images	3
2.1.2	Bias	3
2.1.3	Parameters	4
2.1.4	Events	4
2.2	Compared Parameters	5
2.3	Aspect	6
2.4	Star Slots	9
2.4.1	Slot 3	9
2.4.2	Slot 4	10
2.4.3	Slot 5	11
2.4.4	Slot 6	12
2.4.5	Slot 7	13
2.5	FID Slots	14
2.5.1	Slot 0	14
2.5.2	Slot 1	15
2.5.3	Slot 2	16
A	Summary	17
A.1	Status	17
A.2	Comments	17

1 Front


seq_num	700916	Sequence number
obs_id	4834	Observation id
title	Constraining the Hard-X-ray Through Submm SEDs of a Complete Sample of Broad Absorption Line Quasars	Proposal title
observer	Dr. Sarah Gallagher	Principal investigator
object	LBQS 1203+1530	Source name
dtcycle	0	
cycle	P	events from which exps? Prim/Second/Both
ra_targ	181.60875	Observer's specified target RA [deg]
dec_targ	15.226333	Observer's specified target Dec [deg]
ra_nom	181.61426924677	Nominal RA [deg]
dec_nom	15.233038638126	Nominal Dec [deg]
roll_nom	83.453305397331	Nominal Roll [deg]
revision	4	Processing version of data
ontime	7148.7999733686	Sum of GTIs [s]
livetime	7058.2775636153	Livetime [s]
ontime2	7148.7999733686	Sum of GTIs [s]
ontime3	7148.7999733686	Sum of GTIs [s]
ontime5	7148.7999733686	Sum of GTIs [s]
ontime6	7148.7999733686	Sum of GTIs [s]
ontime7	7148.7999733686	Sum of GTIs [s]
ontime8	7148.7999733686	Sum of GTIs [s]
l2events	83400	Number of level 2 events




2 OBI

2.1 OBI

2.1.1 Images



2.1.2 Bias



2.1.3 Parameters

obi_num	2	Obi number	sched_exp_time	7000.000000	[s] Scheduled observation exposure time
ascdsver	10.9.1	Processing system revision	ontime	7148.7999733686	Sum of GTIs [s]
caldsver	4.9.2	 	ontime2	7148.7999733686	Sum of GTIs [s]
date	2020-10-06T14:44:47	Date and time of file creation	ontime3	7148.7999733686	Sum of GTIs [s]
revision	4	Processing version of data	ontime5	7148.7999733686	Sum of GTIs [s]
			ontime6	7148.7999733686	Sum of GTIs [s]
			ontime7	7148.7999733686	Sum of GTIs [s]
			ontime8	7148.7999733686	Sum of GTIs [s]
			l1events	380211	Number of level 1 events

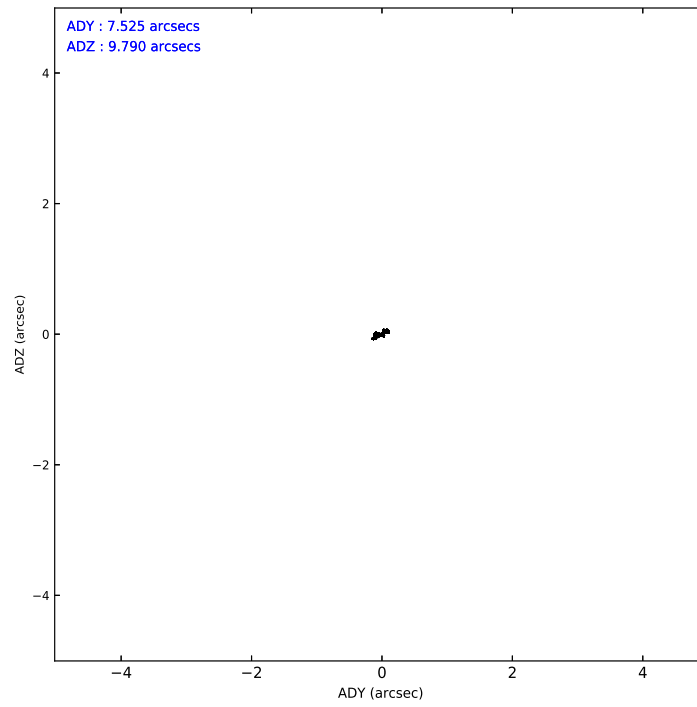
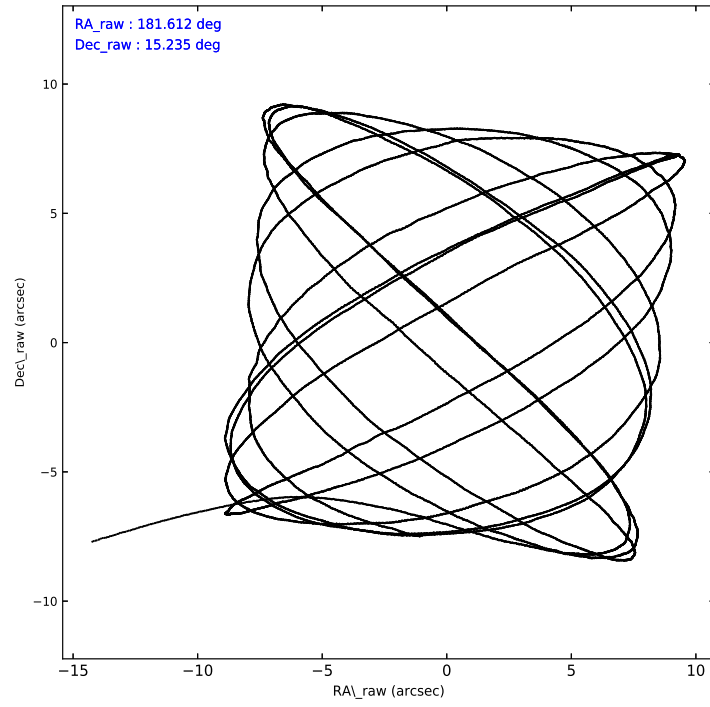
2.1.4 Events

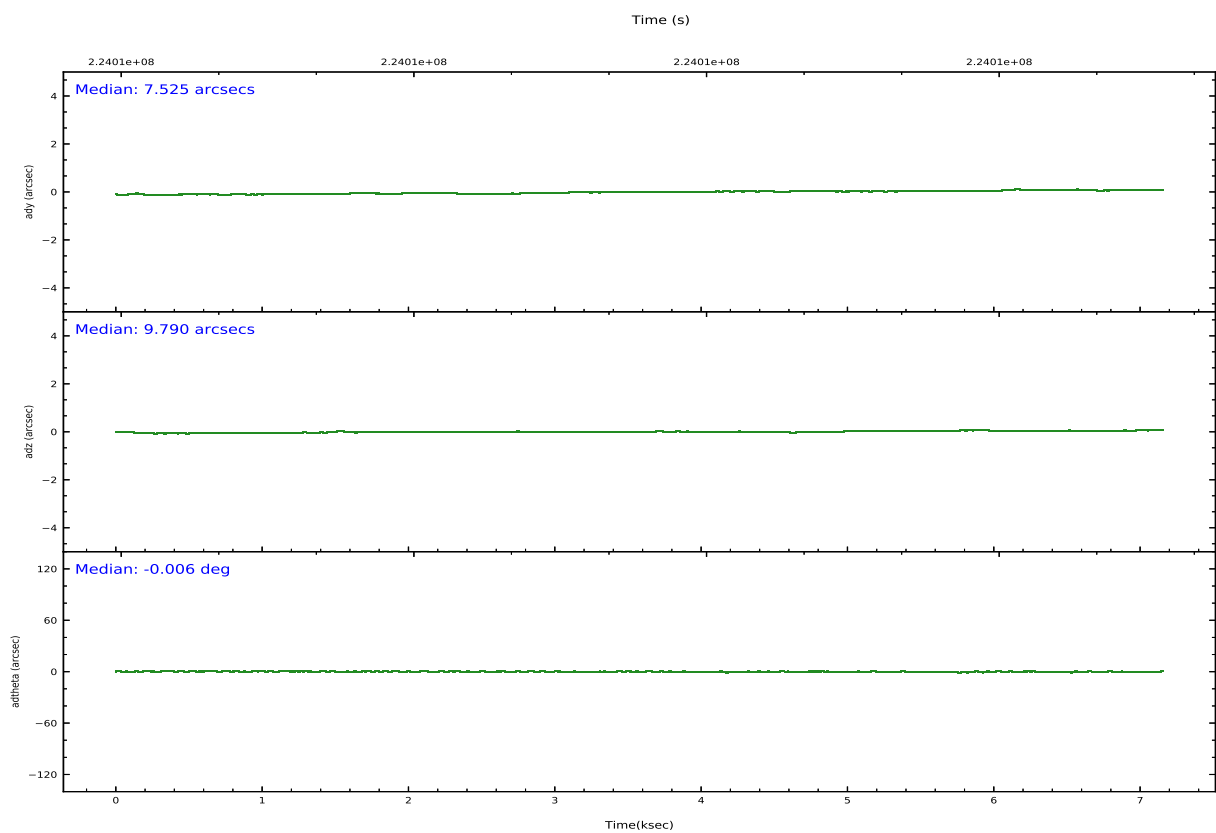
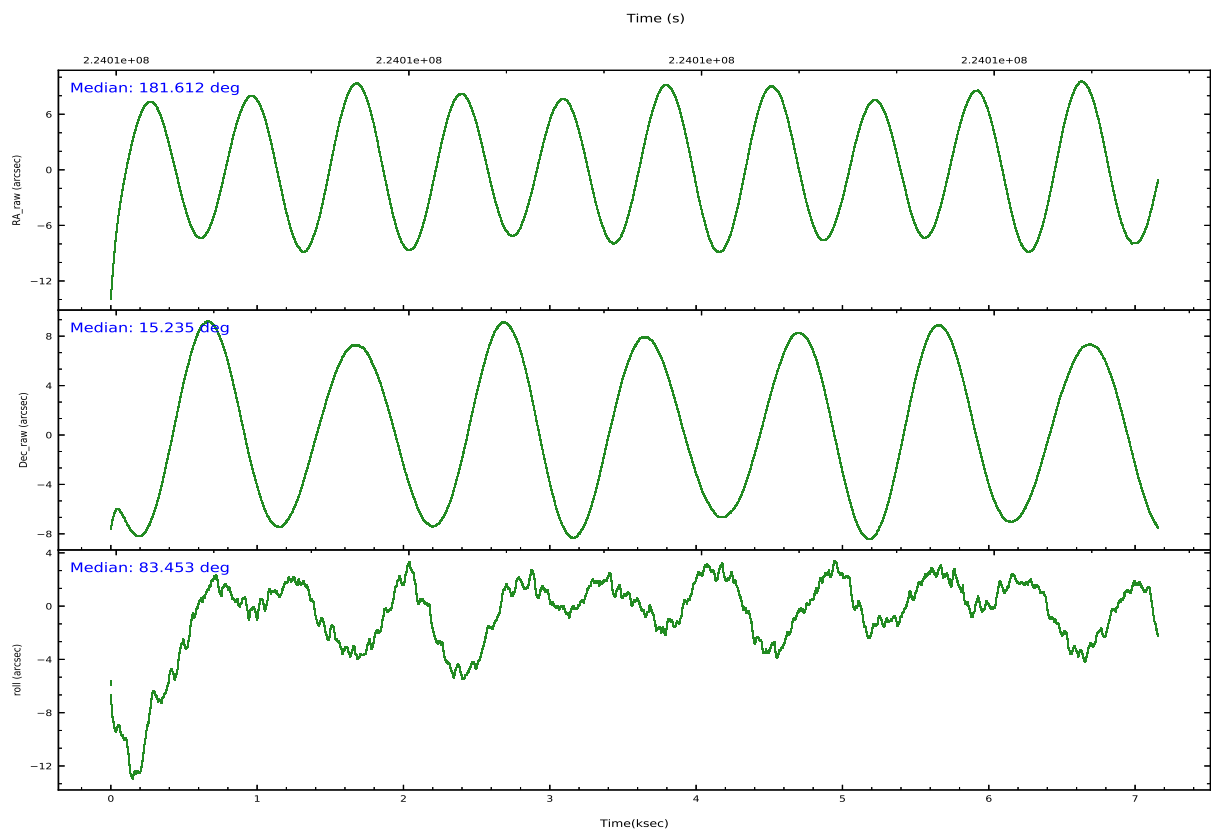
	ccd 2	ccd 3	ccd 5	ccd 6	ccd 7	ccd 8		ccd 2	ccd 3	ccd 5	ccd 6	ccd 7	ccd 8
level 1 events	53090	50771	82364	54779	71356	67851	grade 0 events	2886	2935	5262	2541	2624	4524
rejected events	46842	44458	44683	48483	42363	53620		5%	5%	6%	4%	3%	6%
rejected %	88%	87%	54%	88%	59%	79%	grade 1 events	40	25	80	22	67	39
								0%	0%	0%	0%	0%	0%
							grade 2 events	1309	1208	11566	1316	5870	3166
								2%	2%	14%	2%	8%	4%
							grade 3 events	570	575	1340	614	2612	1471
								1%	1%	1%	1%	3%	2%
							grade 4 events	581	623	1288	585	2548	1404
								1%	1%	1%	1%	3%	2%
							grade 5 events	2131	2280	5730	2459	6811	3204
								4%	4%	6%	4%	9%	4%
							grade 6 events	1012	1105	18979	1348	15829	3877
								1%	2%	23%	2%	22%	5%
							grade 7 events	44561	42020	38119	45894	34995	50166
								83%	82%	46%	83%	49%	73%

2.2 Compared Parameters

Parameter	Planned	Actual	Parameter	Planned	Actual
Instrument	ACIS	ACIS	Obspar version number	8	8
Detector	ACIS-235678	ACIS-235678	Obspar file type	PREDICTED	ACTUAL
Grating	NONE	NONE	Obspar update status	NONE	UPDATED
Data mode	FAINT	FAINT	Number of optional ACIS chips dropped	0	0
Observation mode	POINTING	POINTING	On-chip summing requested	N	N
[deg] Pointing RA	181.623201	181.61426924677	Subarray requested	NONE	NONE
[deg] Pointing Dec	15.210763	15.233038638126	Alternating exposures requested	N	N
[deg] Pointing Roll	83.296334	83.45330539733099	[s] Primary exposure time	0.000000	3.2
[mm] SIM focus pos	-0.684267	-0.6828225247311905			
[mm] SIM defocus	0	0.001444936568705701			
[mm] SIM translation stage pos	-190.132523	-190.1400660498719			
[mm] SIM translation stage offset	0	0.00754346686406393			
[s] Observation start time (MET)	224008120.184000	224006993.17611			
Observation start date	2005-02-05T16:27:36	2005-02-05T16:09:53			
[s] Observation end time (MET)	224015120.184000	224015778.45151			
Observation end date	2005-02-05T18:24:16	2005-02-05T18:36:18			
Read mode	TIMED	TIMED			

2.3 Aspect



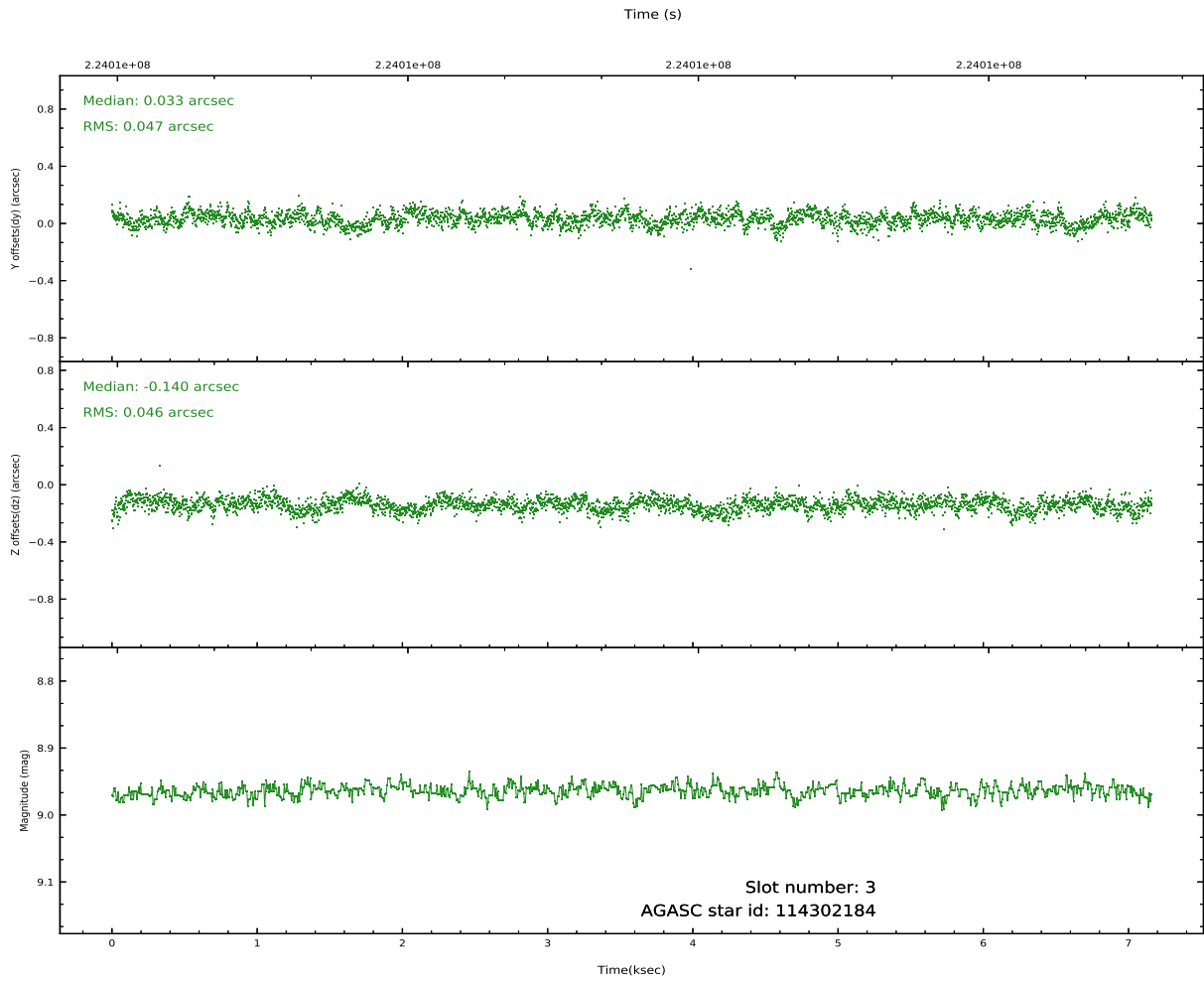
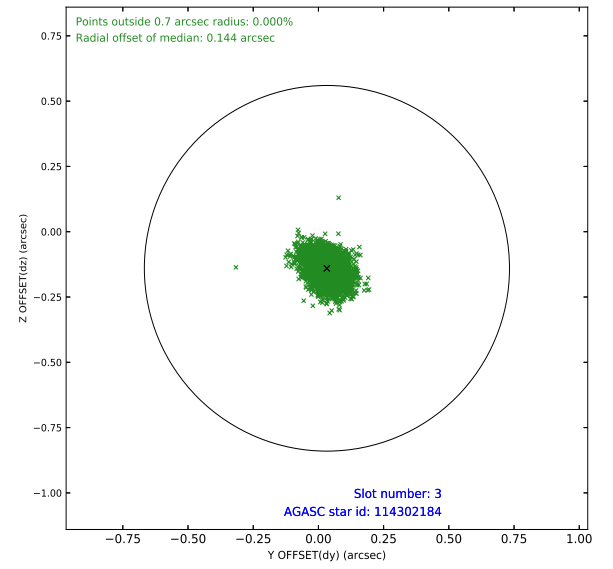
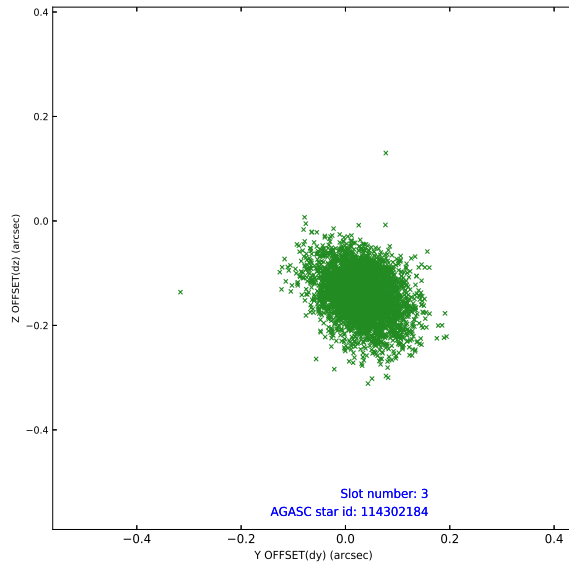


Slot Statistics

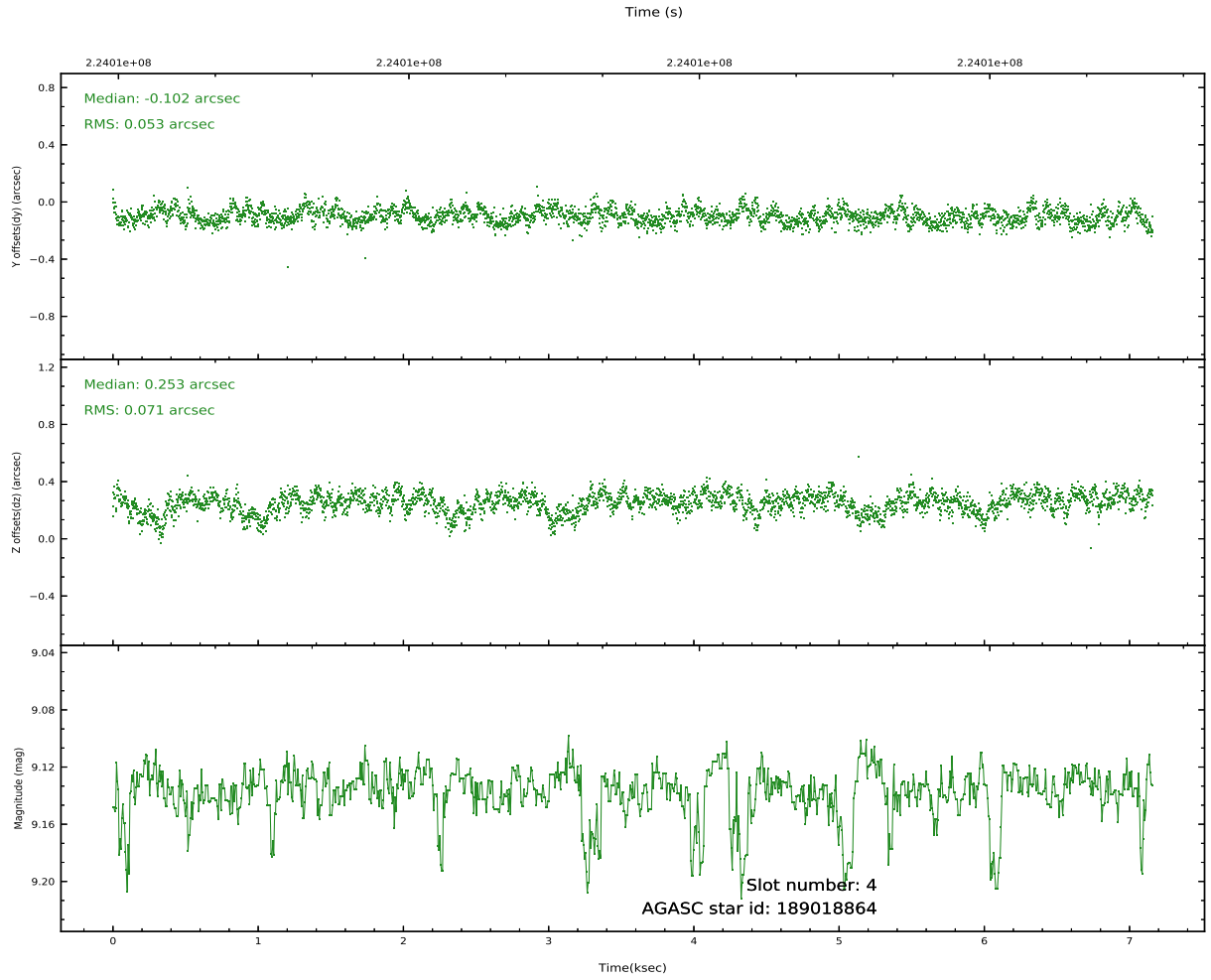
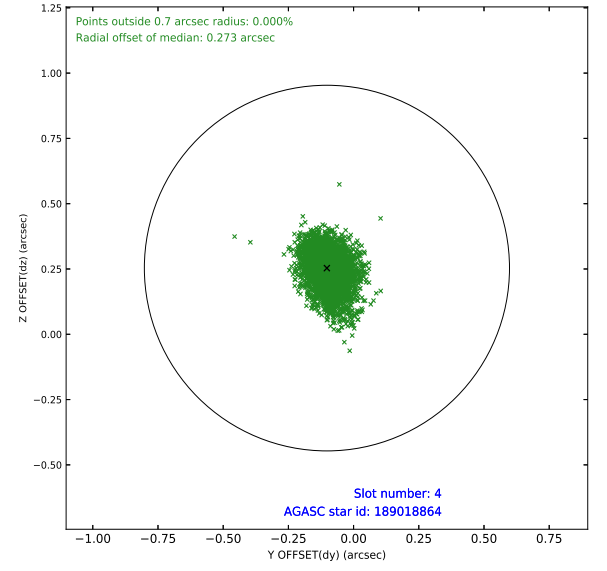
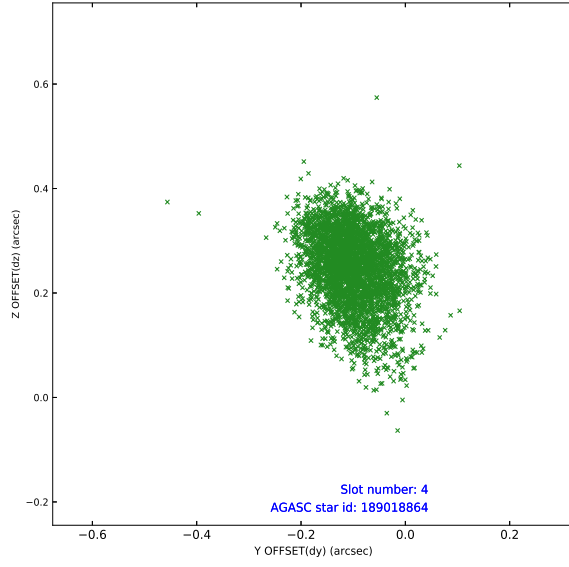
pt	status	used	id	mag	n_pts	frac_pts	med_dy	med_dz	dr1	dr2	ra	dec	mean_y	mea
0	FID		ACIS-S-2	7.10	1745	1.000	-0.076	-0.068	0.008	0.013	0.000000	0.000000	-760.28	-1731
1	FID		ACIS-S-4	7.20	1746	1.000	0.161	0.055	0.006	0.011	0.000000	0.000000	2152.80	176
2	FID		ACIS-S-5	7.24	1746	1.000	-0.116	0.022	0.007	0.012	0.000000	0.000000	-1812.20	171
3	GUIDE	used	114302184	8.96	3491	1.000	0.033	-0.140	0.069	0.115	181.306369	14.851234	-1413.09	943
4	GUIDE	used	189018864	9.14	3492	1.000	-0.102	0.253	0.092	0.154	182.332375	15.411376	1008.17	-2359
5	GUIDE	used	189019864	9.74	3489	1.000	0.017	-0.267	0.114	0.178	181.569365	15.386231	606.22	258
6	GUIDE	used	189020456	9.74	3491	1.000	0.005	0.146	0.123	0.198	182.196983	15.036844	-385.40	-2053
7	GUIDE	used	189023192	9.19	3490	1.000	0.048	0.015	0.081	0.130	181.801557	15.100269	-322.00	-662

2.4 Star Slots

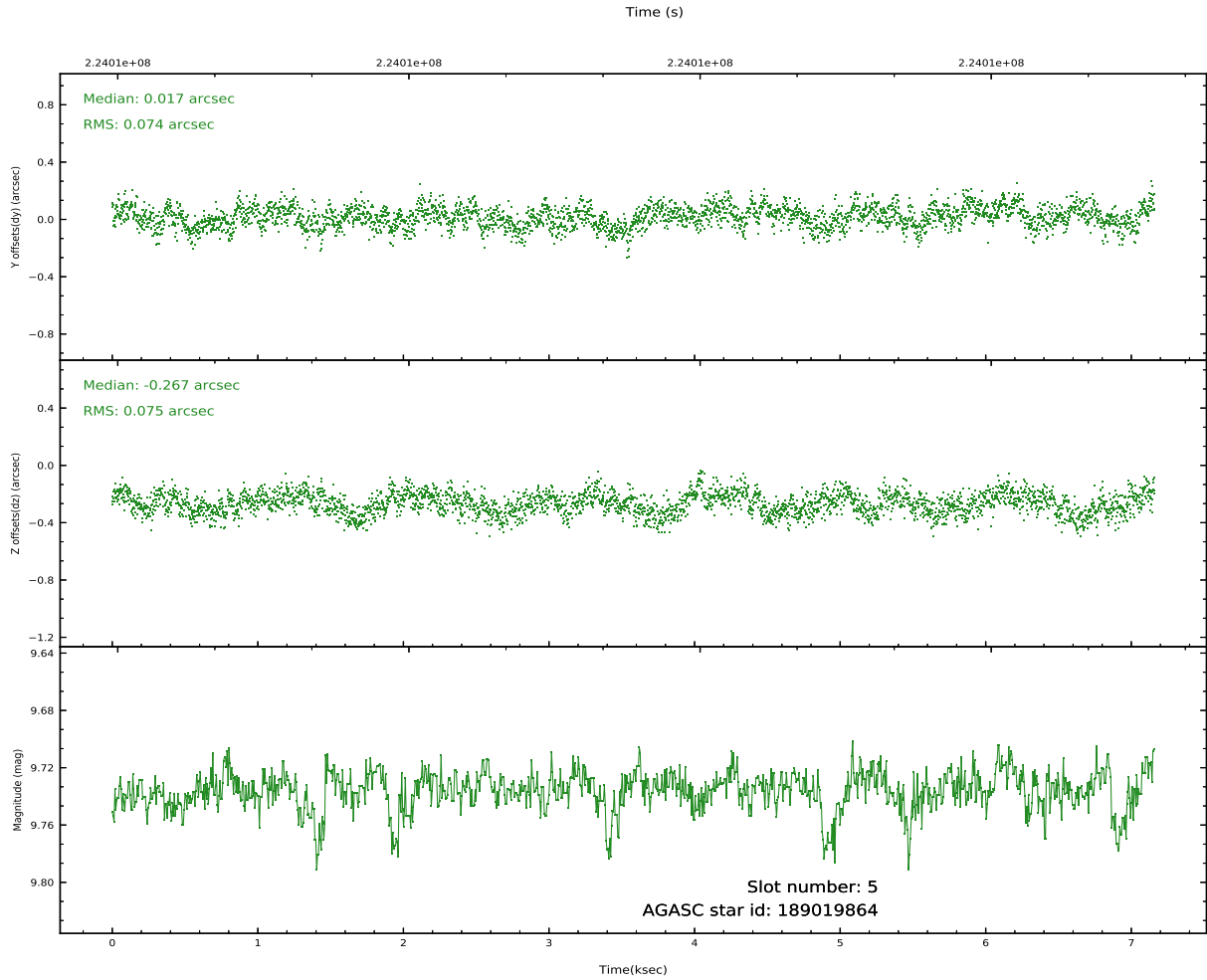
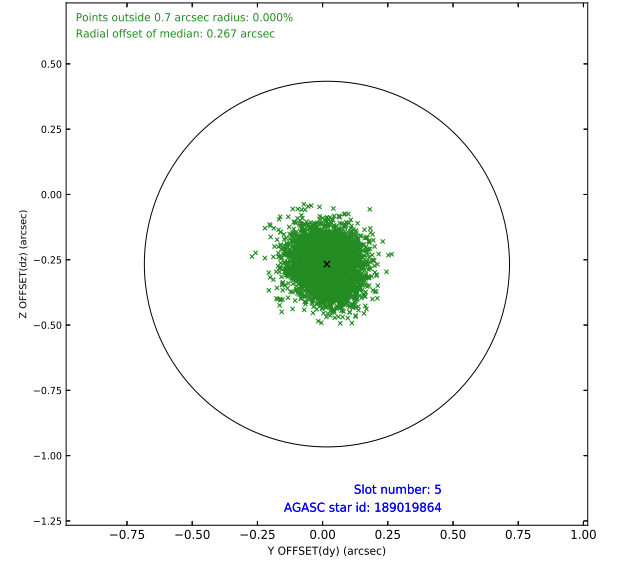
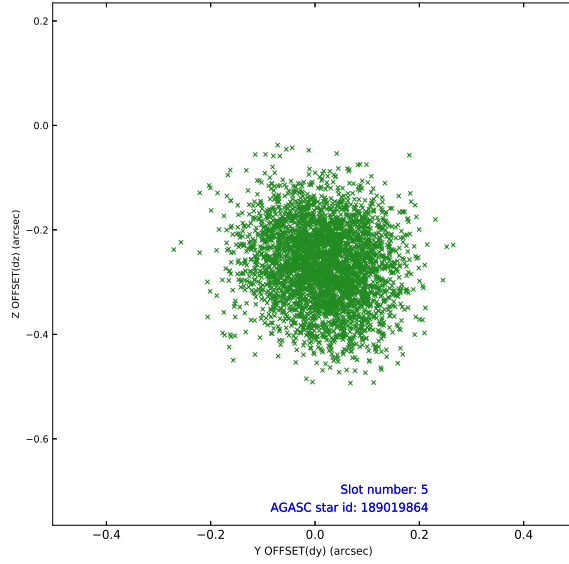
2.4.1 Slot 3



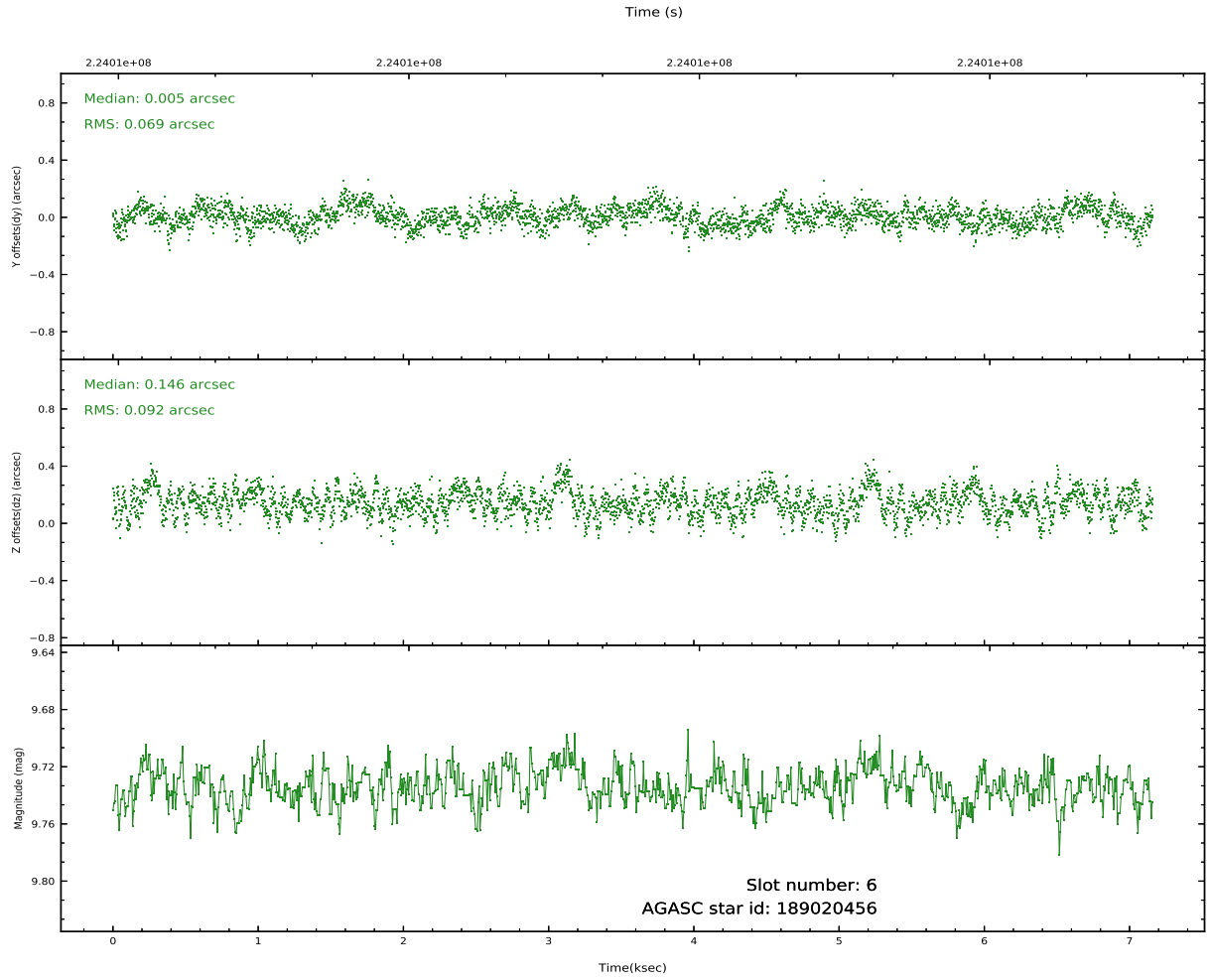
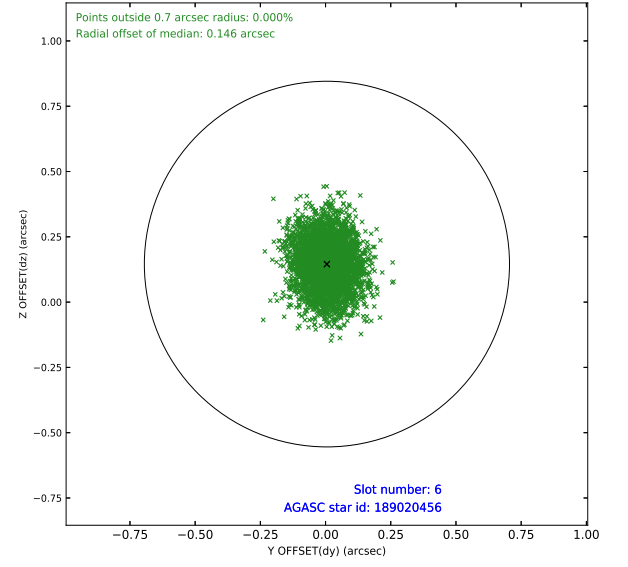
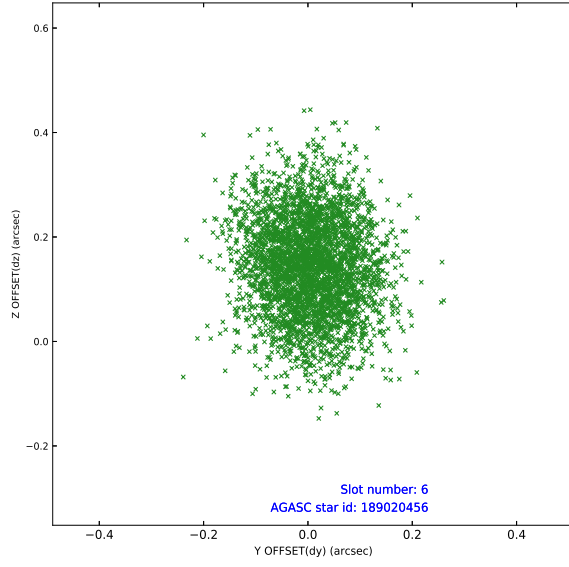
2.4.2 Slot 4



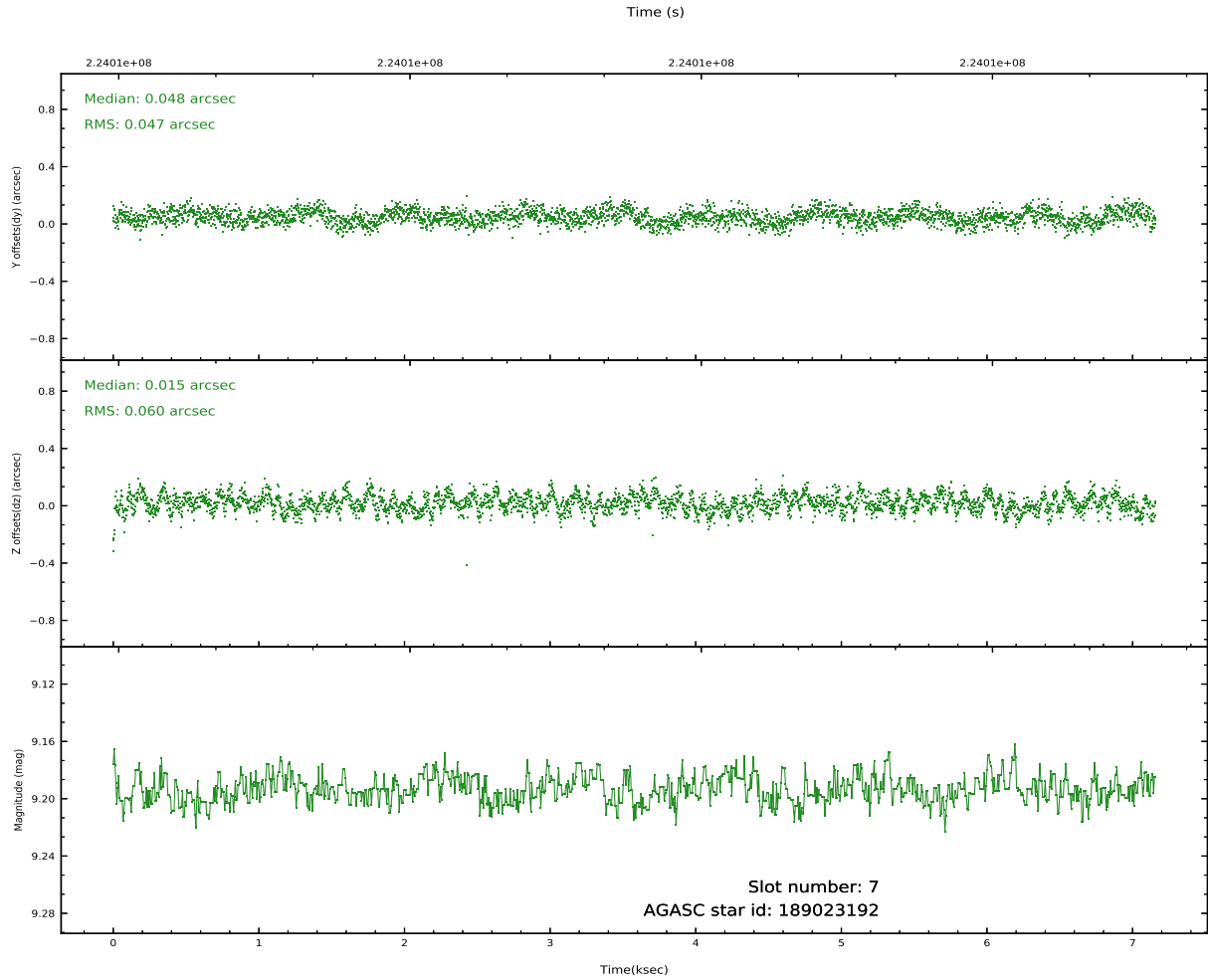
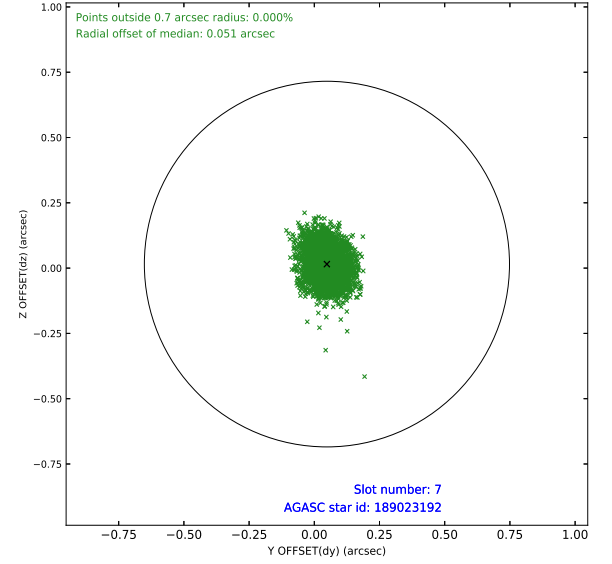
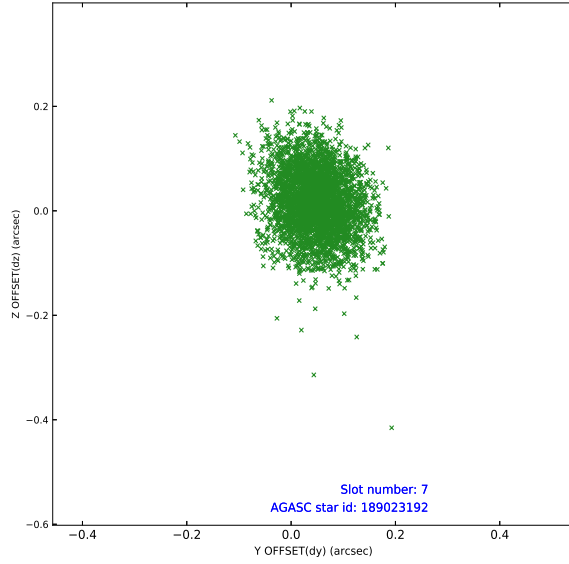
2.4.3 Slot 5



2.4.4 Slot 6

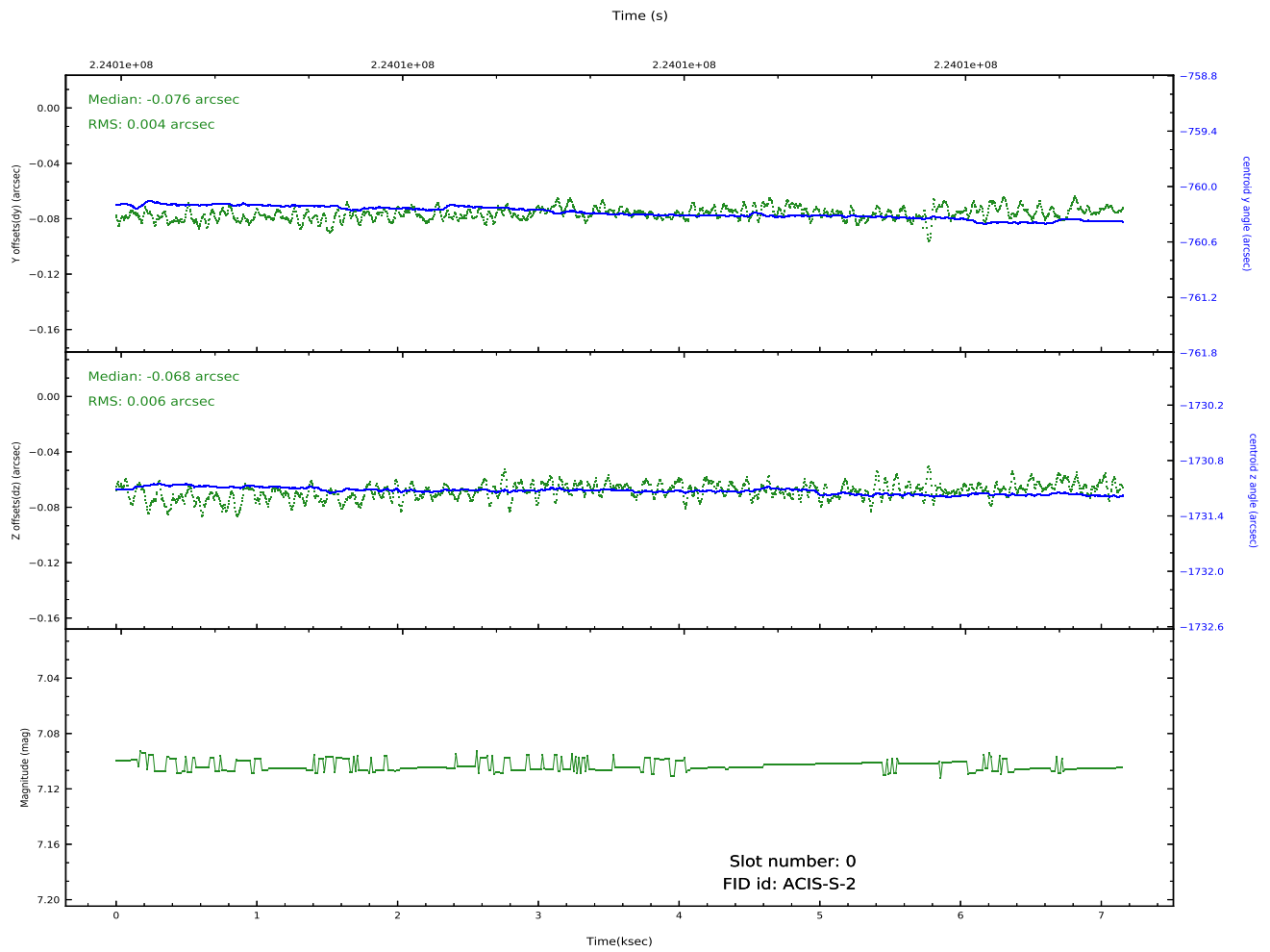
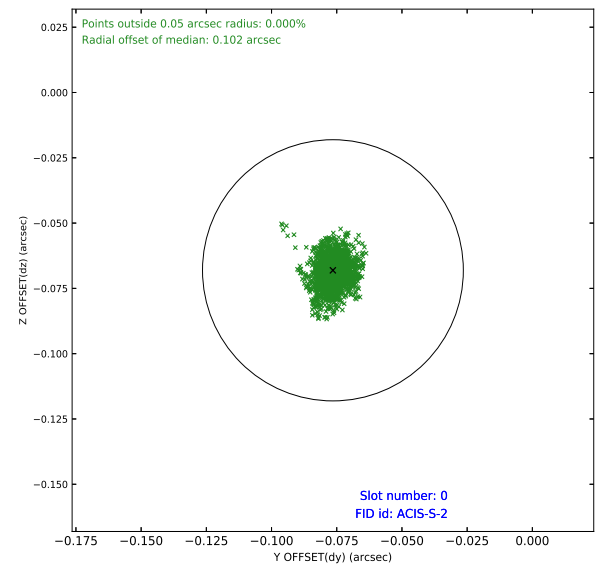
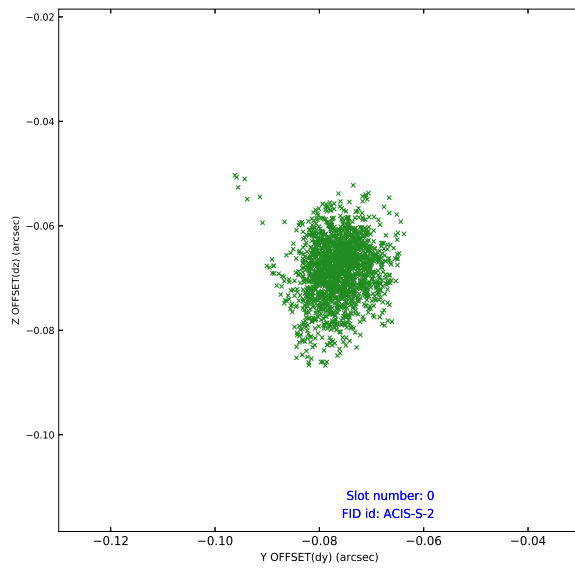


2.4.5 Slot 7

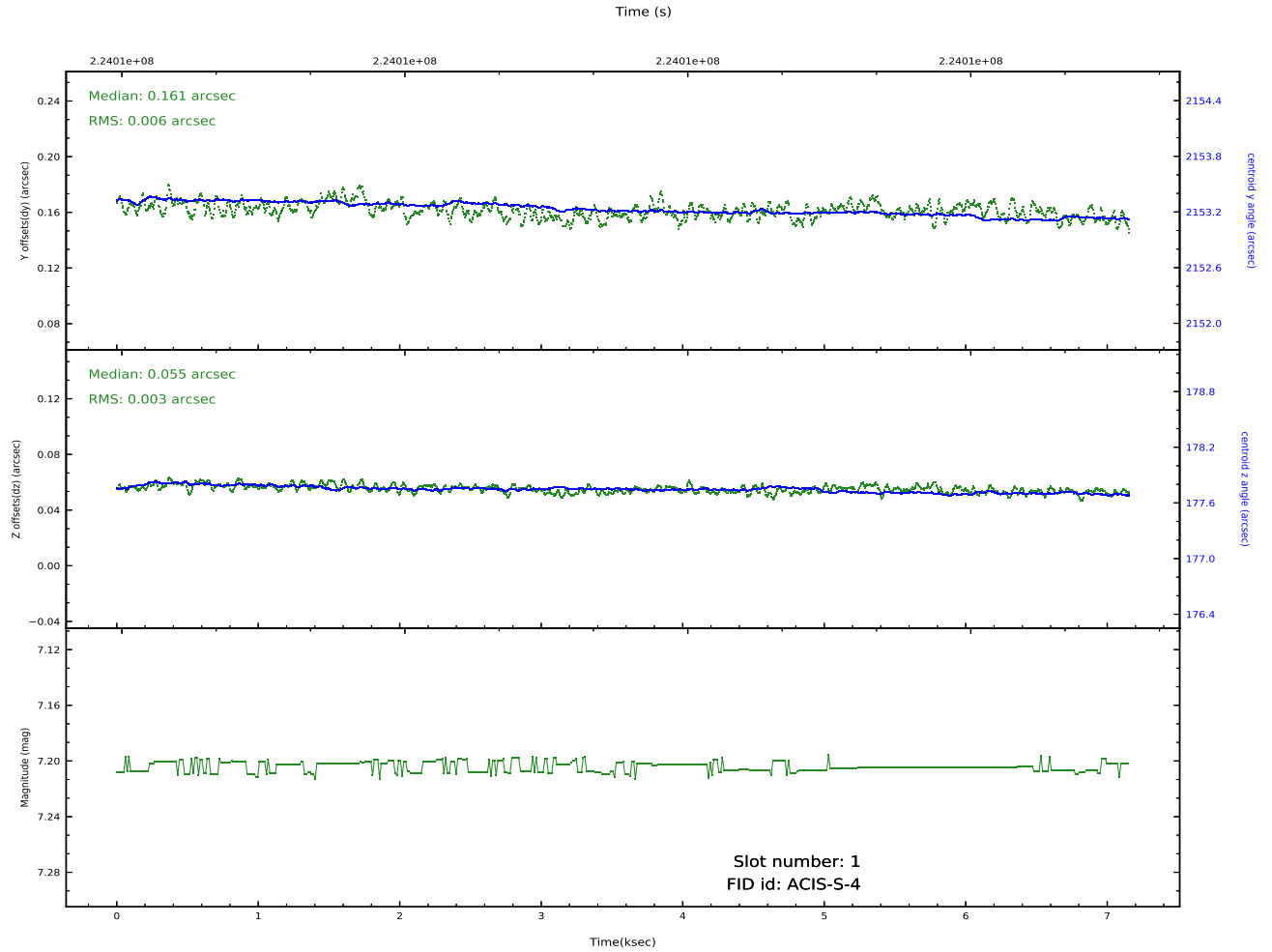
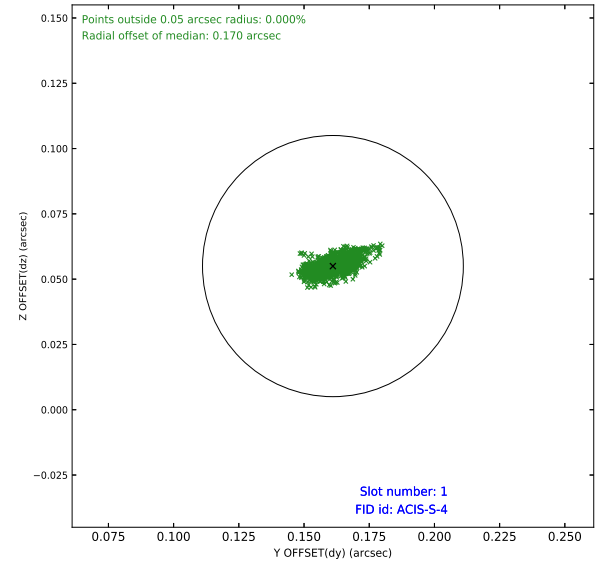
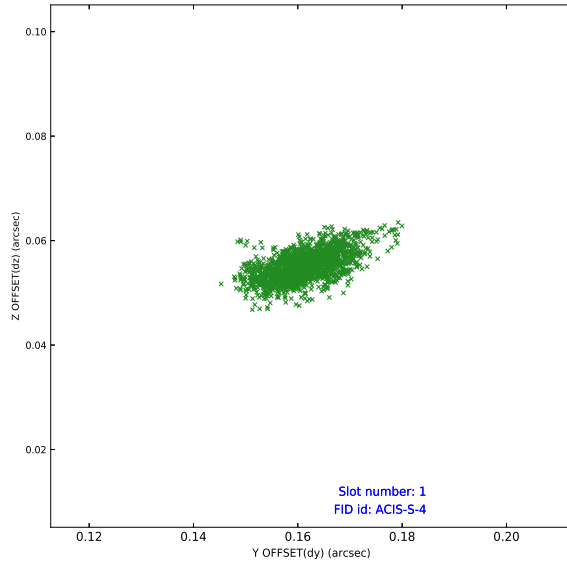


2.5 FID Slots

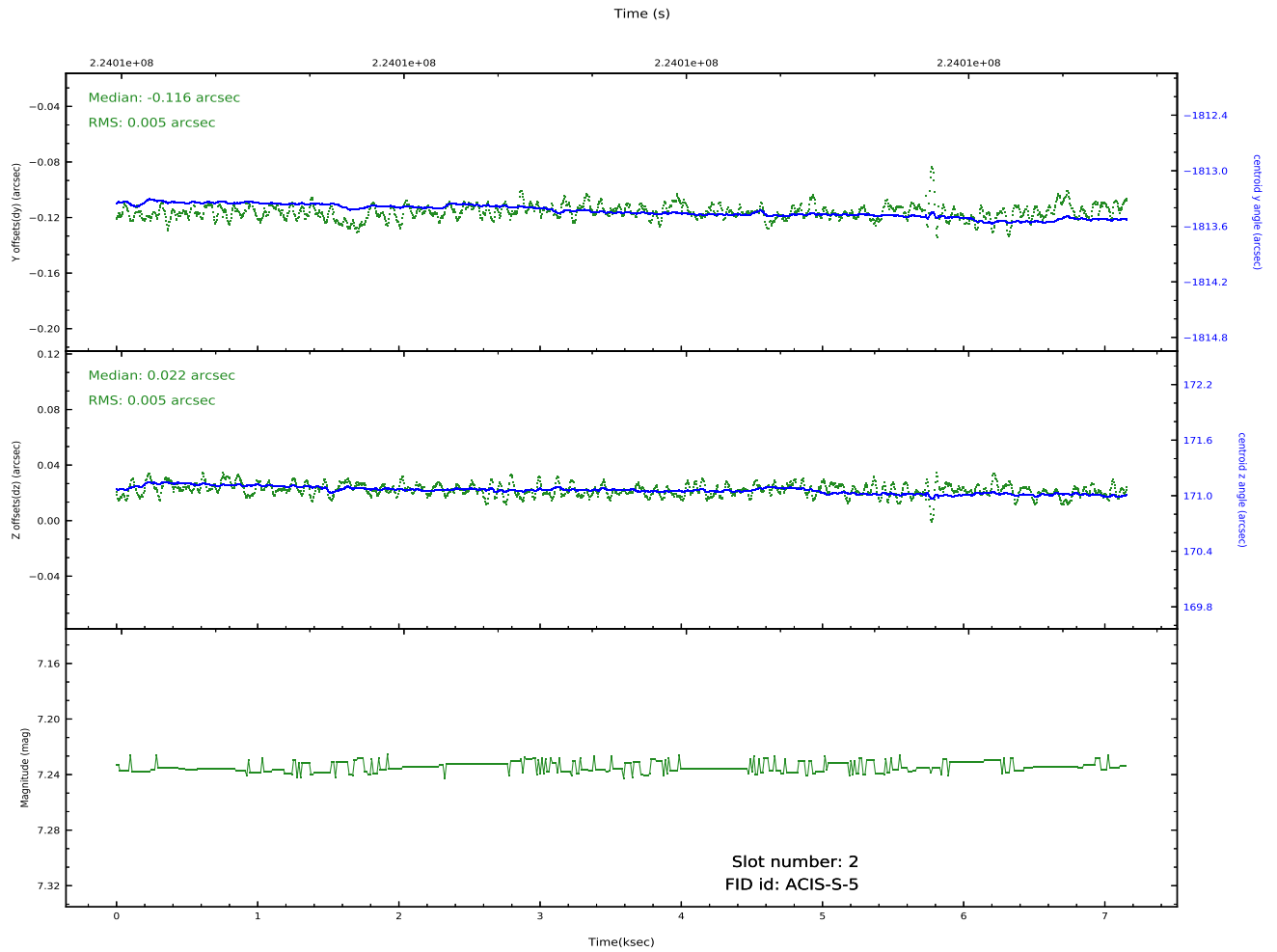
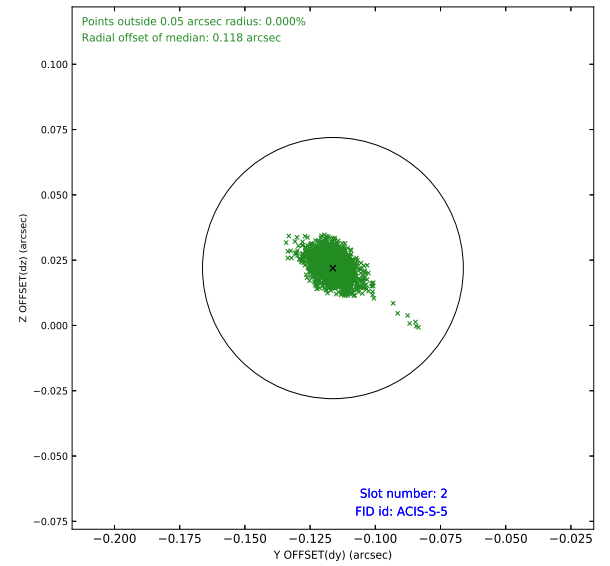
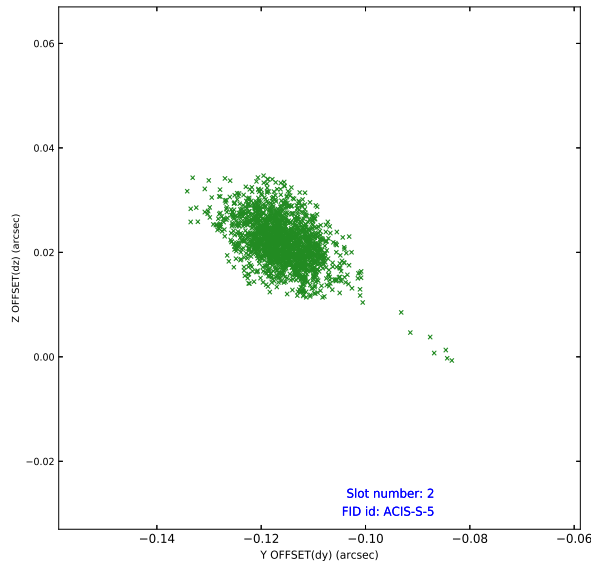
2.5.1 Slot 0



2.5.2 Slot 1



2.5.3 Slot 2



A Summary

A.1 Status

V&V Scientist	Beth Sundheim
V&V Date (YYYY-MM-DD)	2020.10.07
V&V Edition	1
V&V Disposition and Status	OK
V&V Charge Time	7.148799

A.2 Comments