

V&V Reference Report

L2 ASCDS Version : 10.9.1

Observation 4690 - L2 Version 5
Chandra X-Ray Center

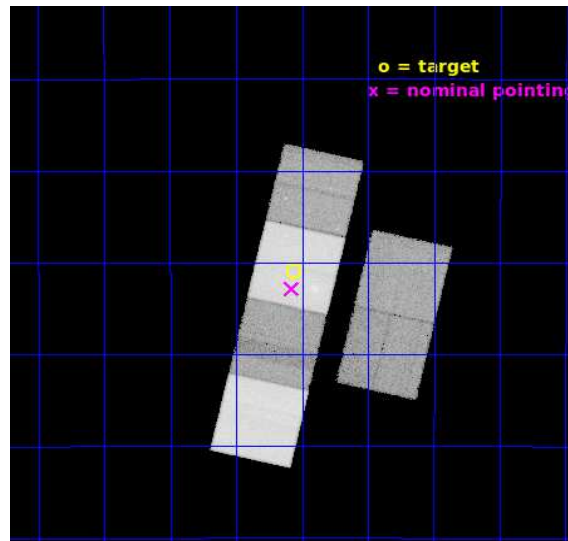
L2 Processing Date : Oct 6 2020

Contents

1	Front	2
2	OBI	3
2.1	OBI	3
2.1.1	Images	3
2.1.2	Bias	3
2.1.3	Parameters	4
2.1.4	Events	4
2.2	Compared Parameters	5
2.3	Aspect	6
2.4	Star Slots	9
2.4.1	Slot 3	9
2.4.2	Slot 4	10
2.4.3	Slot 5	11
2.4.4	Slot 6	12
2.4.5	Slot 7	13
2.5	FID Slots	14
2.5.1	Slot 0	14
2.5.2	Slot 1	15
2.5.3	Slot 2	16
A	Summary	17
A.1	Status	17
A.2	Comments	17

1 Front


seq_num	600345	Sequence number
obs_id	4690	Observation id
title	An X-ray Search for Extragalactic Supernova Remnants in Three Nearby Galaxies: NGC 45, NGC 247 and NGC 300	Proposal title
observer	Thomas Pannuti	Principal investigator
object	NGC 45	Source name
dtcycle	0	
cycle	P	events from which exps? Prim/Second/Both
ra_targ	3.516667	Observer's specified target RA [deg]
dec_targ	-23.181667	Observer's specified target Dec [deg]
ra_nom	3.5192881918291	Nominal RA [deg]
dec_nom	-23.214105168877	Nominal Dec [deg]
roll_nom	283.00512590354	Nominal Roll [deg]
revision	5	Processing version of data
ontime	34847.999870181	Sum of GTIs [s]
livetime	34406.733512878	Livetime [s]
ontime2	16536.679264963	Sum of GTIs [s]
ontime3	18241.234447628	Sum of GTIs [s]
ontime5	34847.999870181	Sum of GTIs [s]
ontime6	17930.429406703	Sum of GTIs [s]
ontime7	34847.999870181	Sum of GTIs [s]
ontime8	20471.03622359	Sum of GTIs [s]
l2events	662863	Number of level 2 events




2 OBI

2.1 OBI

2.1.1 Images



2.1.2 Bias



2.1.3 Parameters

obi_num	0	Obi number	sched_exp_time	44938.879000	[s] Scheduled observation exposure time
ascdsver	10.9.1	Processing system revision	ontime	34847.999870181	Sum of GTIs [s]
caldsver	4.9.2	 	ontime2	16536.679264963	Sum of GTIs [s]
date	2020-10-06T08:46:01	Date and time of file creation	ontime3	18241.234447628	Sum of GTIs [s]
revision	5	Processing version of data	ontime5	34847.999870181	Sum of GTIs [s]
			ontime6	17930.429406703	Sum of GTIs [s]
			ontime7	34847.999870181	Sum of GTIs [s]
			ontime8	20471.03622359	Sum of GTIs [s]
			l1events	2534300	Number of level 1 events

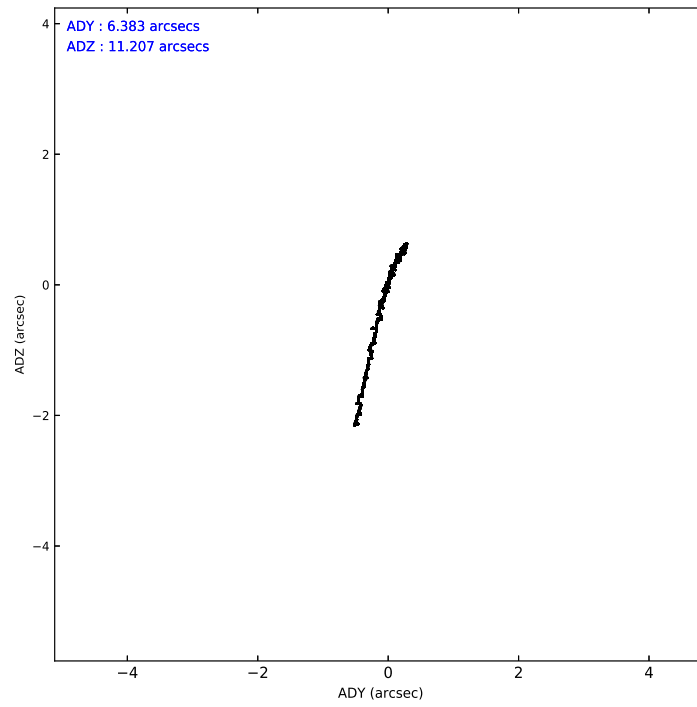
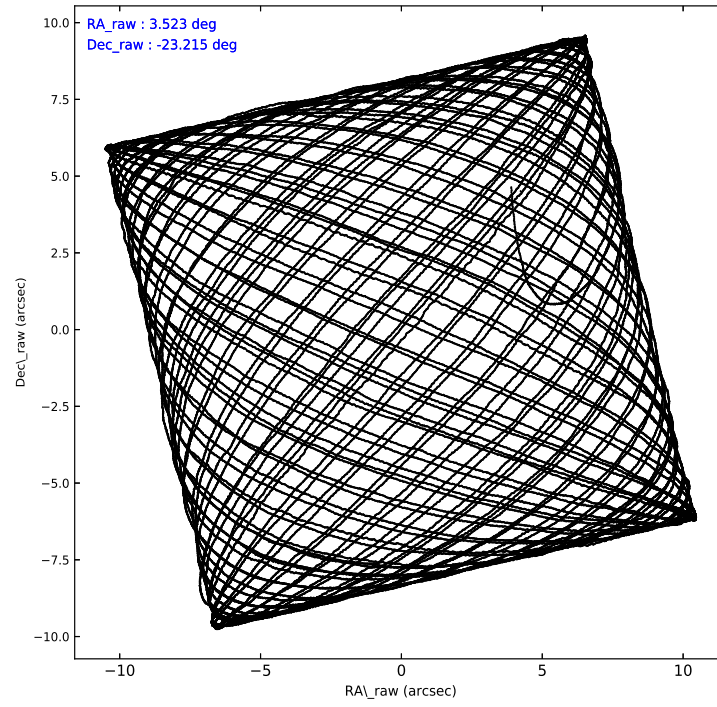
2.1.4 Events

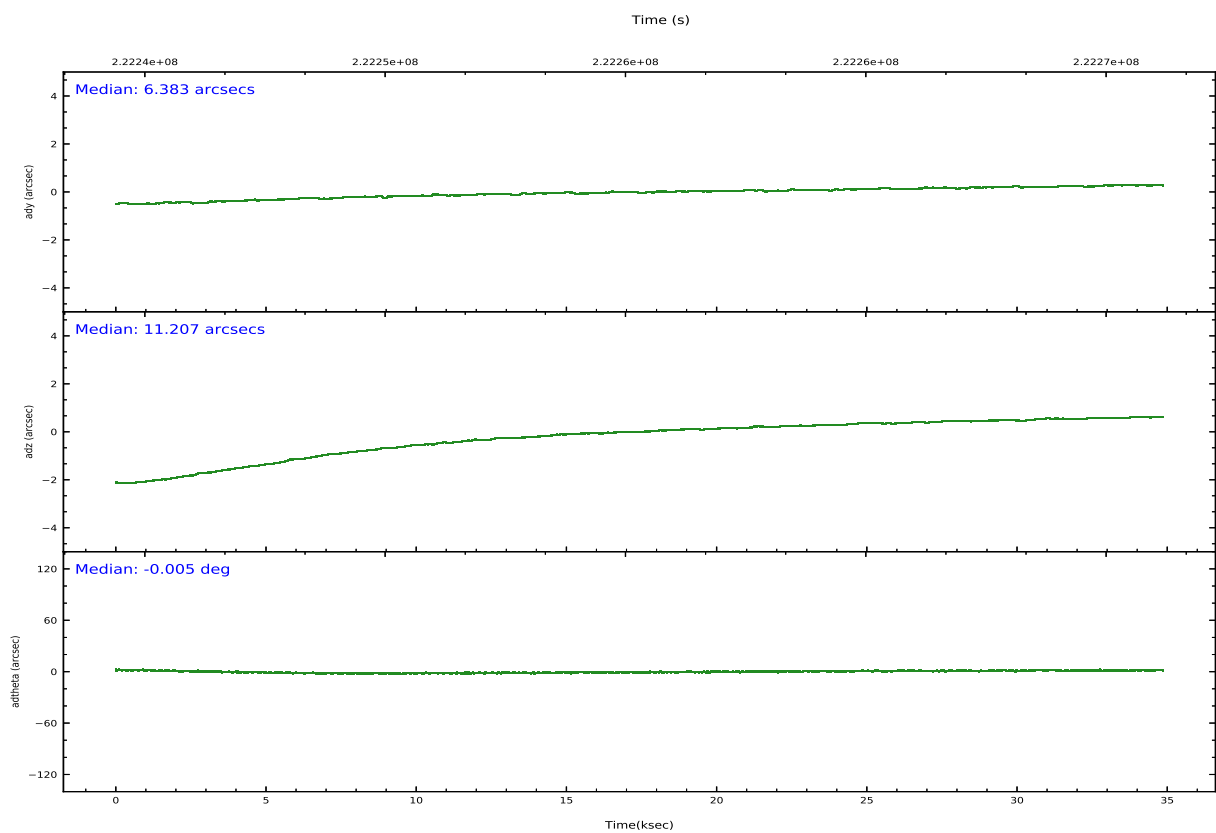
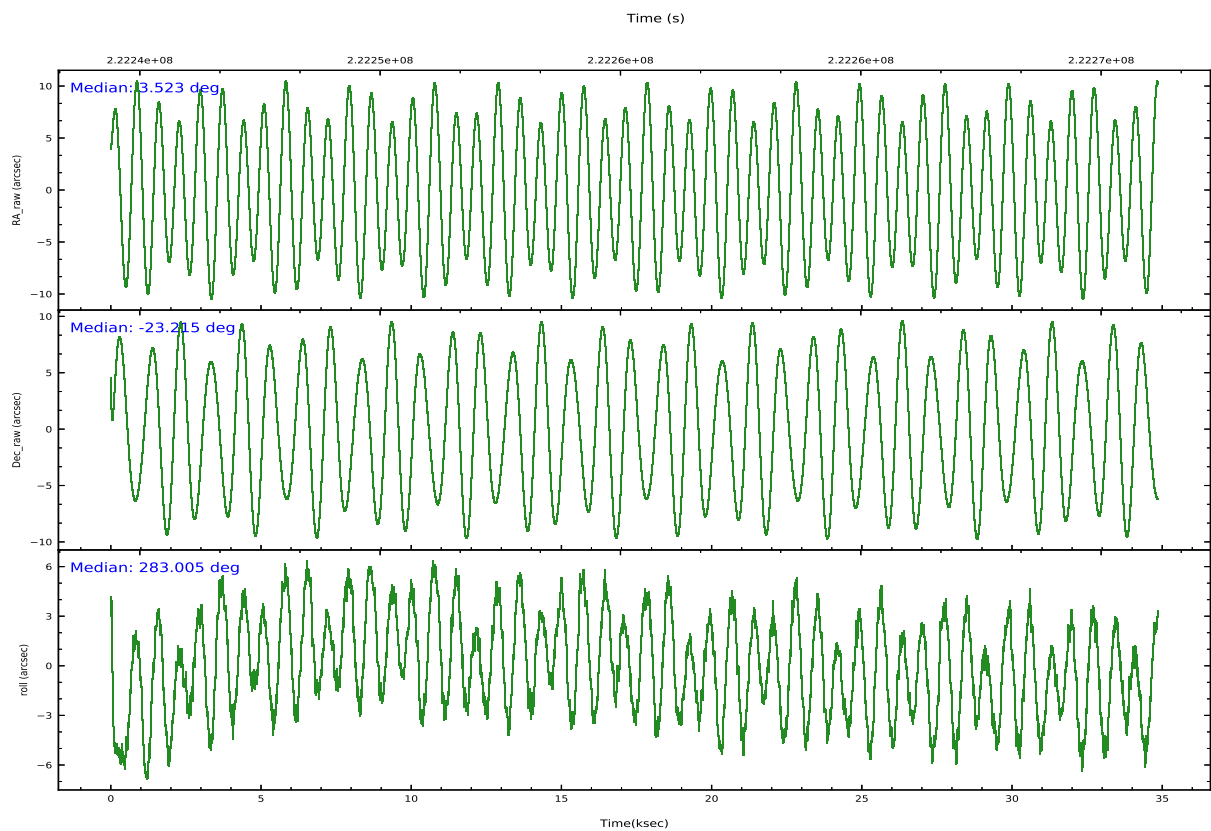
	ccd 2	ccd 3	ccd 5	ccd 6	ccd 7	ccd 8		ccd 2	ccd 3	ccd 5	ccd 6	ccd 7	ccd 8
level 1 events	271787	267555	547918	286565	482689	677786	grade 0 events	25067	22966	30171	22797	26512	119985
rejected events	224056	222937	267397	239316	237431	298049		9%	8%	5%	7%	5%	17%
rejected %	82%	83%	48%	83%	49%	43%	grade 1 events	246	173	3668	240	686	1094
								0%	0%	0%	0%	0%	0%
							grade 2 events	11197	9833	93169	12759	54731	60070
								4%	3%	17%	4%	11%	8%
							grade 3 events	2210	2581	15089	2446	21552	60956
								0%	0%	2%	0%	4%	8%
							grade 4 events	3155	2678	14968	2539	21391	54181
								1%	1%	2%	0%	4%	7%
							grade 5 events	5341	6300	33386	6553	38464	15030
								1%	2%	6%	2%	7%	2%
							grade 6 events	6870	7208	129947	7443	123377	88959
								2%	2%	23%	2%	25%	13%
							grade 7 events	217701	215816	227520	231788	195976	277511
								80%	80%	41%	80%	40%	40%

2.2 Compared Parameters

Parameter	Planned	Actual	Parameter	Planned	Actual
Instrument	ACIS	ACIS	Obspar version number	8	8
Detector	ACIS-235678	ACIS-235678	Obspar file type	PREDICTED	ACTUAL
Grating	NONE	NONE	Obspar update status	NONE	UPDATED
Data mode	VFAINT	VFAINT	Number of optional ACIS chips dropped	0	0
Observation mode	POINTING	POINTING	On-chip summing requested	N	N
[deg] Pointing RA	3.502628	3.5192881918291	Subarray requested	NONE	NONE
[deg] Pointing Dec	-23.195544	-23.214105168877	Alternating exposures requested	N	N
[deg] Pointing Roll	282.844470	283.00512590354	[s] Primary exposure time	0.000000	3.2
[mm] SIM focus pos	-0.684267	-0.6828225247311905			
[mm] SIM defocus	0	0.001444936568705701			
[mm] SIM translation stage pos	-190.132523	-190.1400660498719			
[mm] SIM translation stage offset	0	0.00754346686406393			
[s] Observation start time (MET)	222239159.184000	222237927.6587			
Observation start date	2005-01-16T05:04:55	2005-01-16T04:45:27			
[s] Observation end time (MET)	222284098.184000	222273898.49782			
Observation end date	2005-01-16T17:33:54	2005-01-16T14:44:58			
Read mode	TIMED	TIMED			

2.3 Aspect



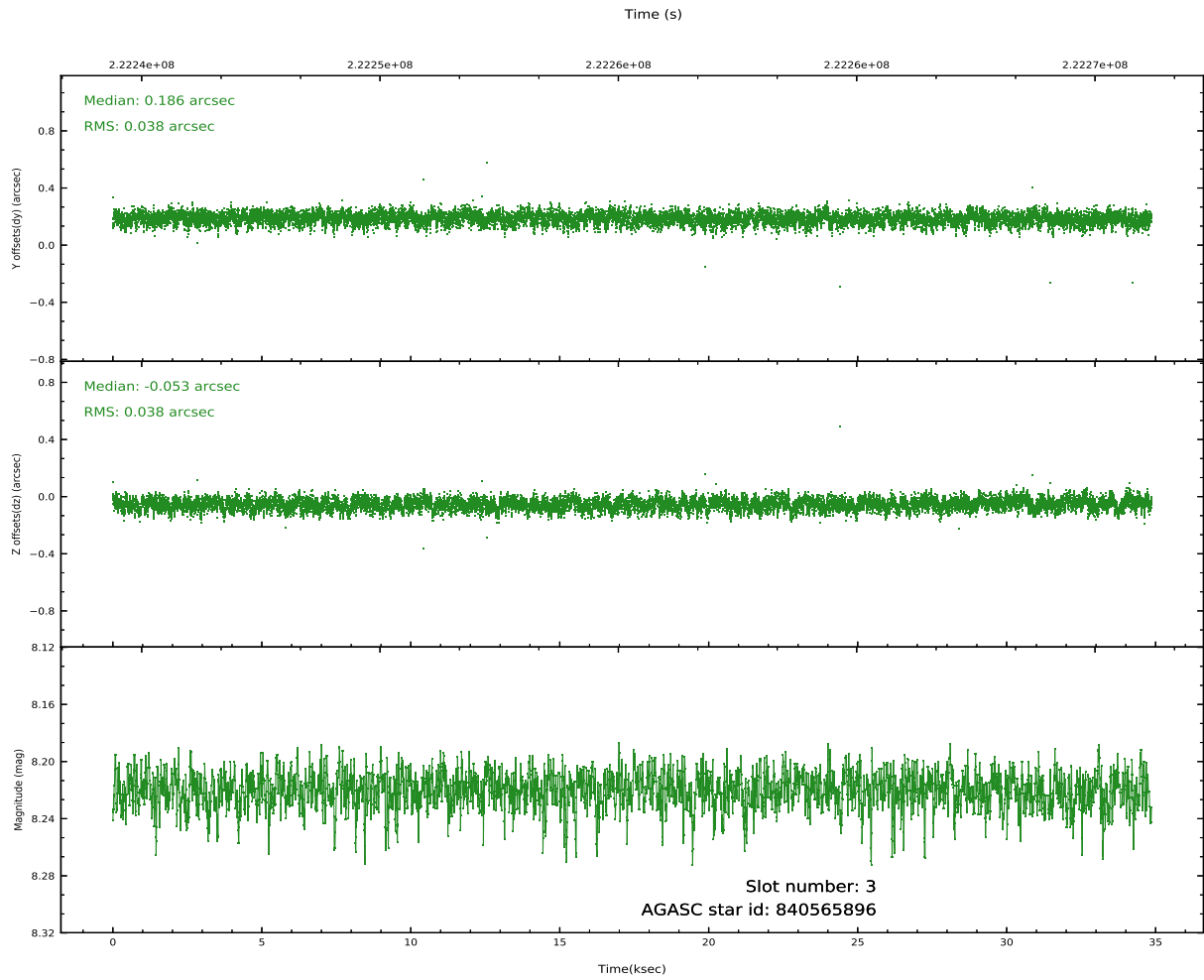
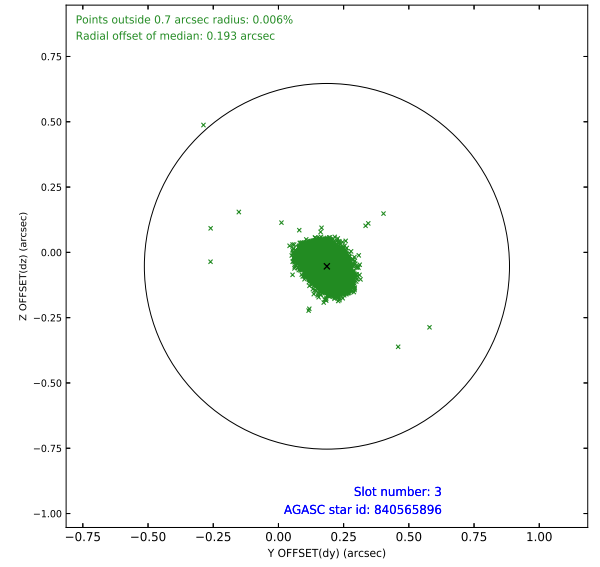
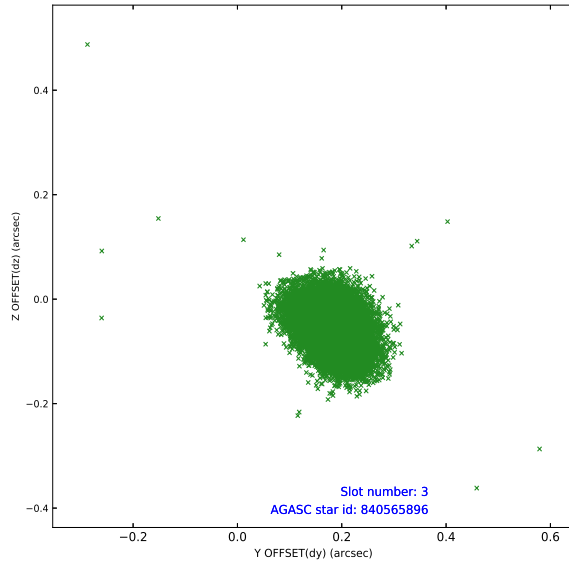


Slot Statistics

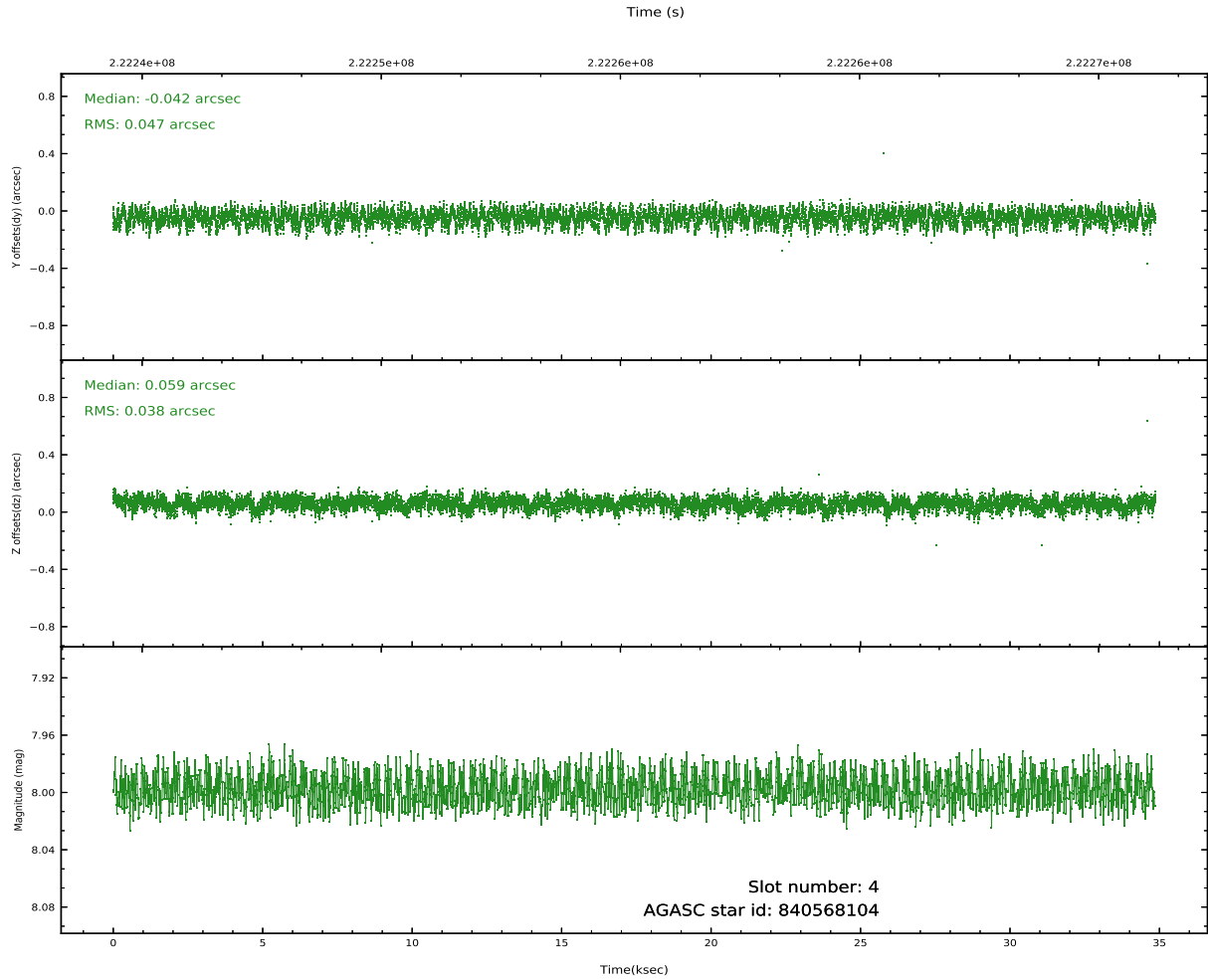
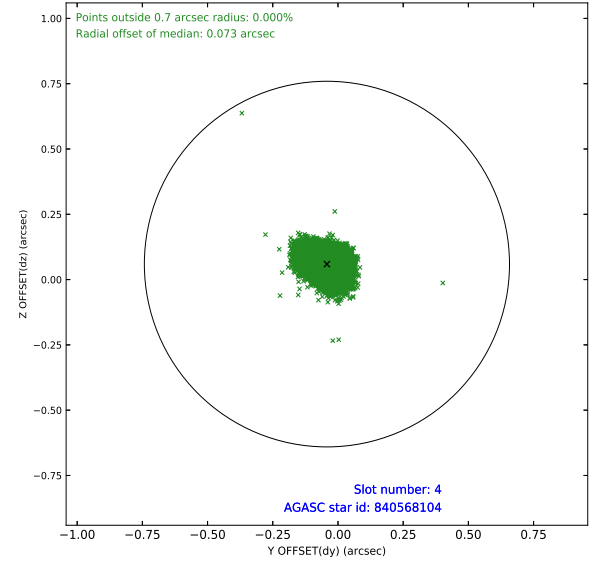
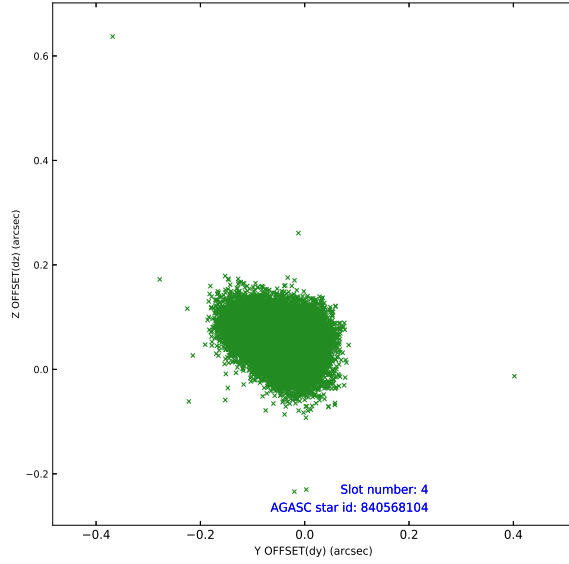
pt	status	used	id	mag	n_pts	frac_pts	med_dy	med_dz	dr1	dr2	ra	dec	mean_y	mea
0	FID		ACIS-S-2	7.10	8503	1.000	-0.088	-0.060	0.017	0.025	0.000000	0.000000	-759.11	-1732
1	FID		ACIS-S-4	7.21	8504	1.000	0.144	0.059	0.021	0.031	0.000000	0.000000	2154.33	176
2	FID		ACIS-S-5	7.23	8503	1.000	-0.089	0.012	0.011	0.022	0.000000	0.000000	-1811.95	169
3	GUIDE	used	840565896	8.22	17004	1.000	0.186	-0.053	0.056	0.093	3.323646	-23.732514	1754.61	-1004
4	GUIDE	used	840568104	8.00	17005	1.000	-0.042	0.059	0.065	0.102	3.814856	-22.890920	-837.75	1253
5	GUIDE	used	840569088	8.00	17004	1.000	0.009	-0.123	0.052	0.086	2.901742	-23.632364	1097.36	-2282
6	GUIDE	used	840570320	8.75	16993	1.000	-0.049	0.019	0.076	0.121	3.286958	-22.935511	-1070.66	-489
7	GUIDE	used	840565040	9.56	16999	1.000	-0.104	0.097	0.122	0.200	4.068979	-22.578007	-1745.65	2329

2.4 Star Slots

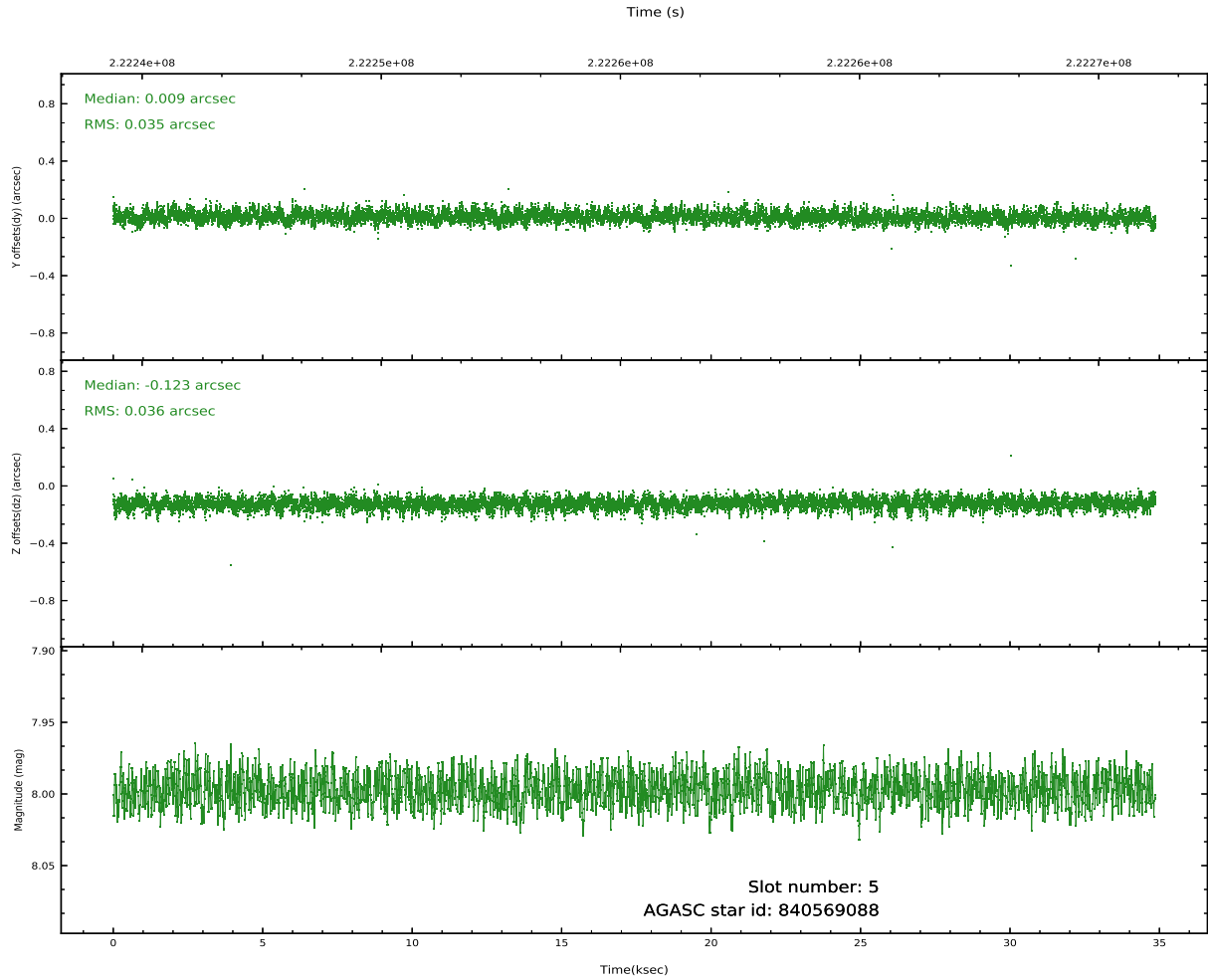
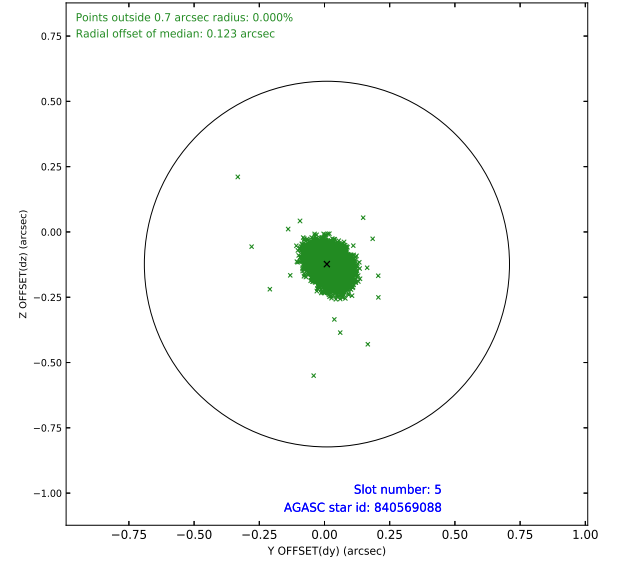
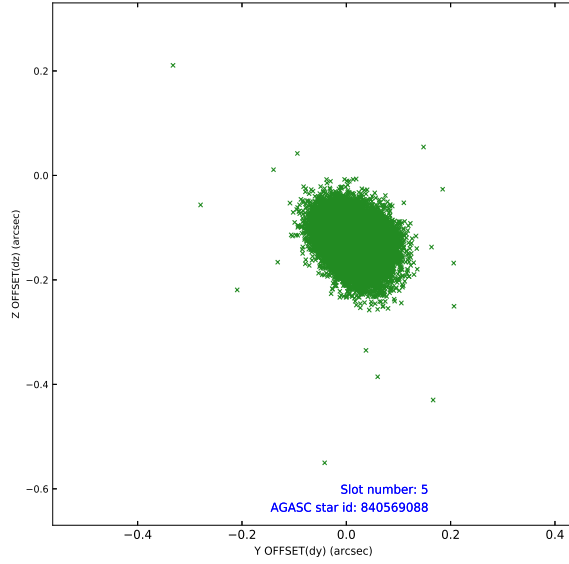
2.4.1 Slot 3



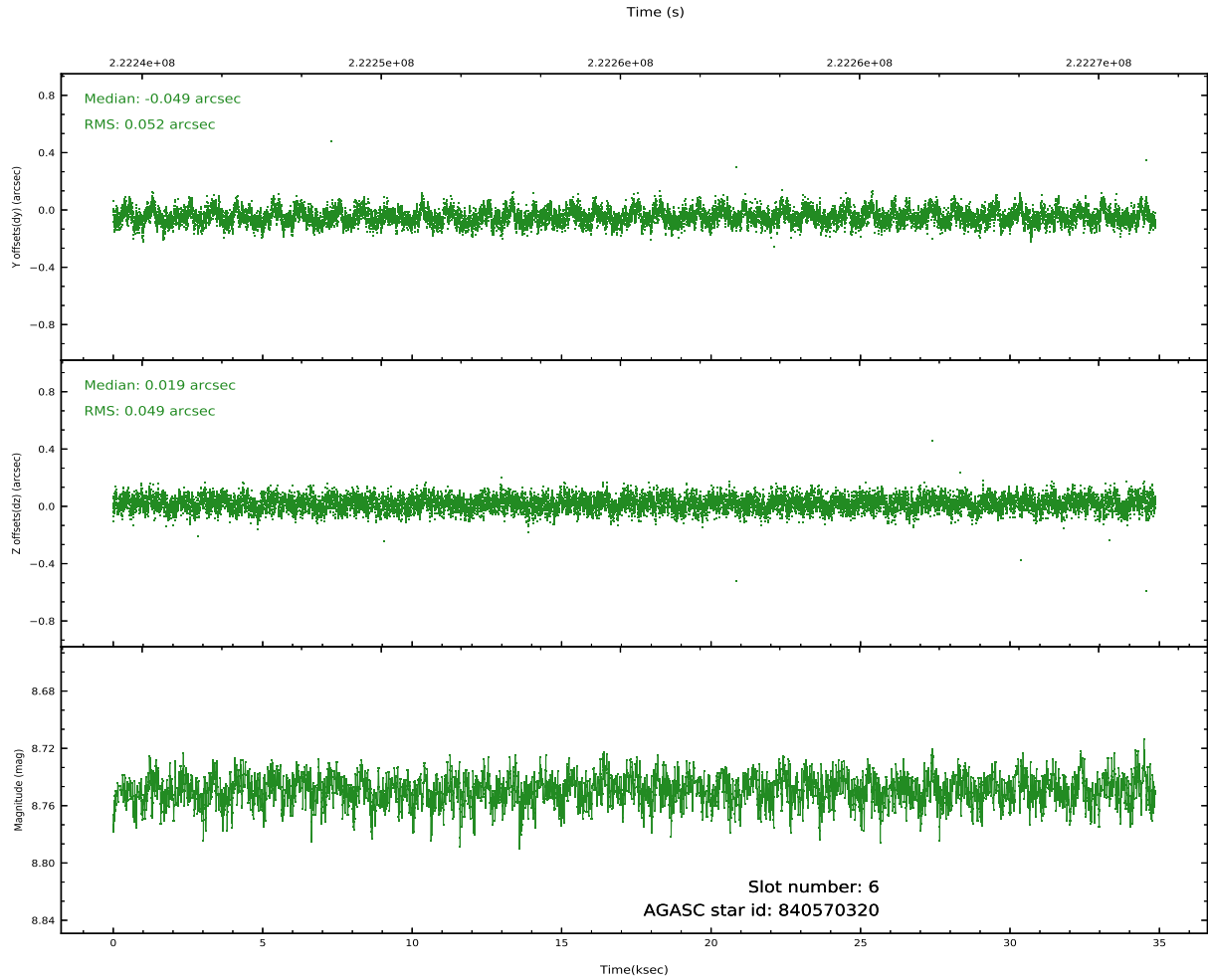
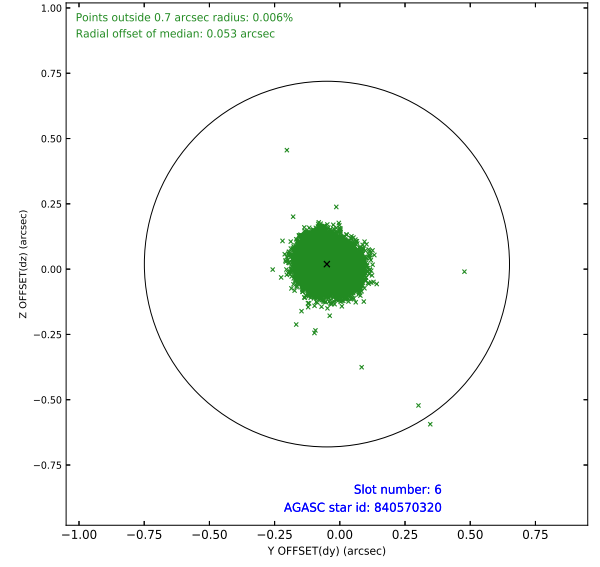
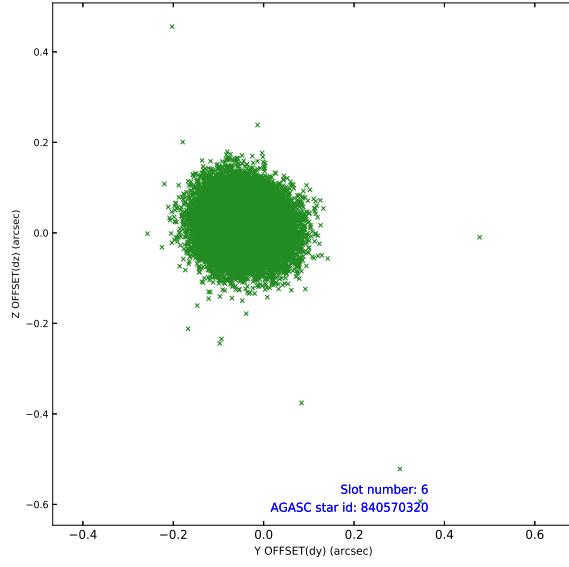
2.4.2 Slot 4



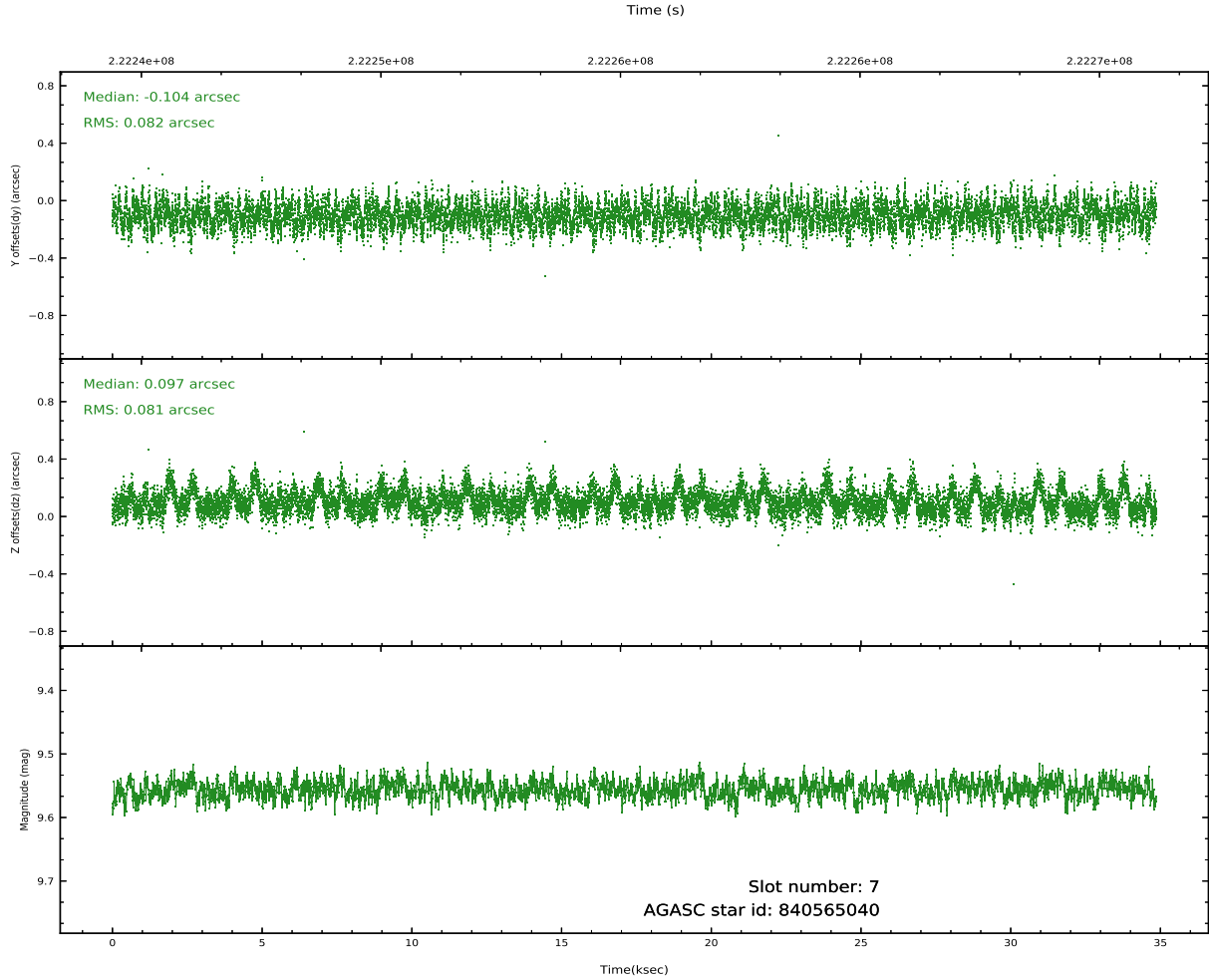
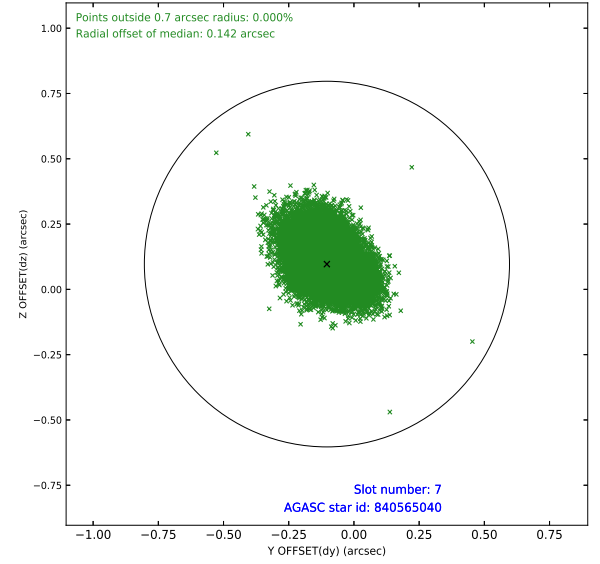
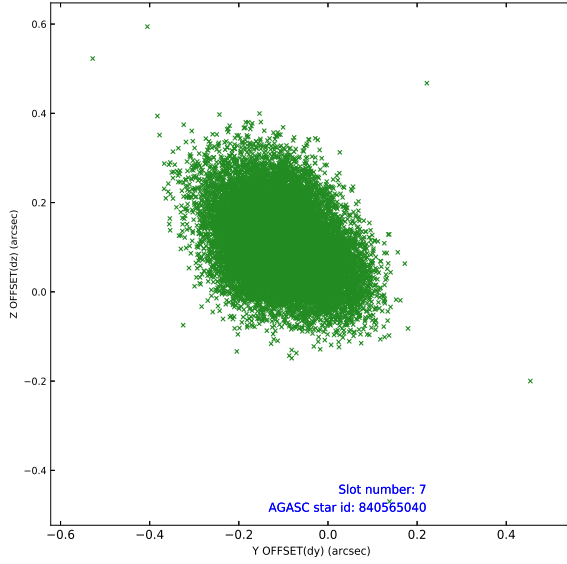
2.4.3 Slot 5



2.4.4 Slot 6

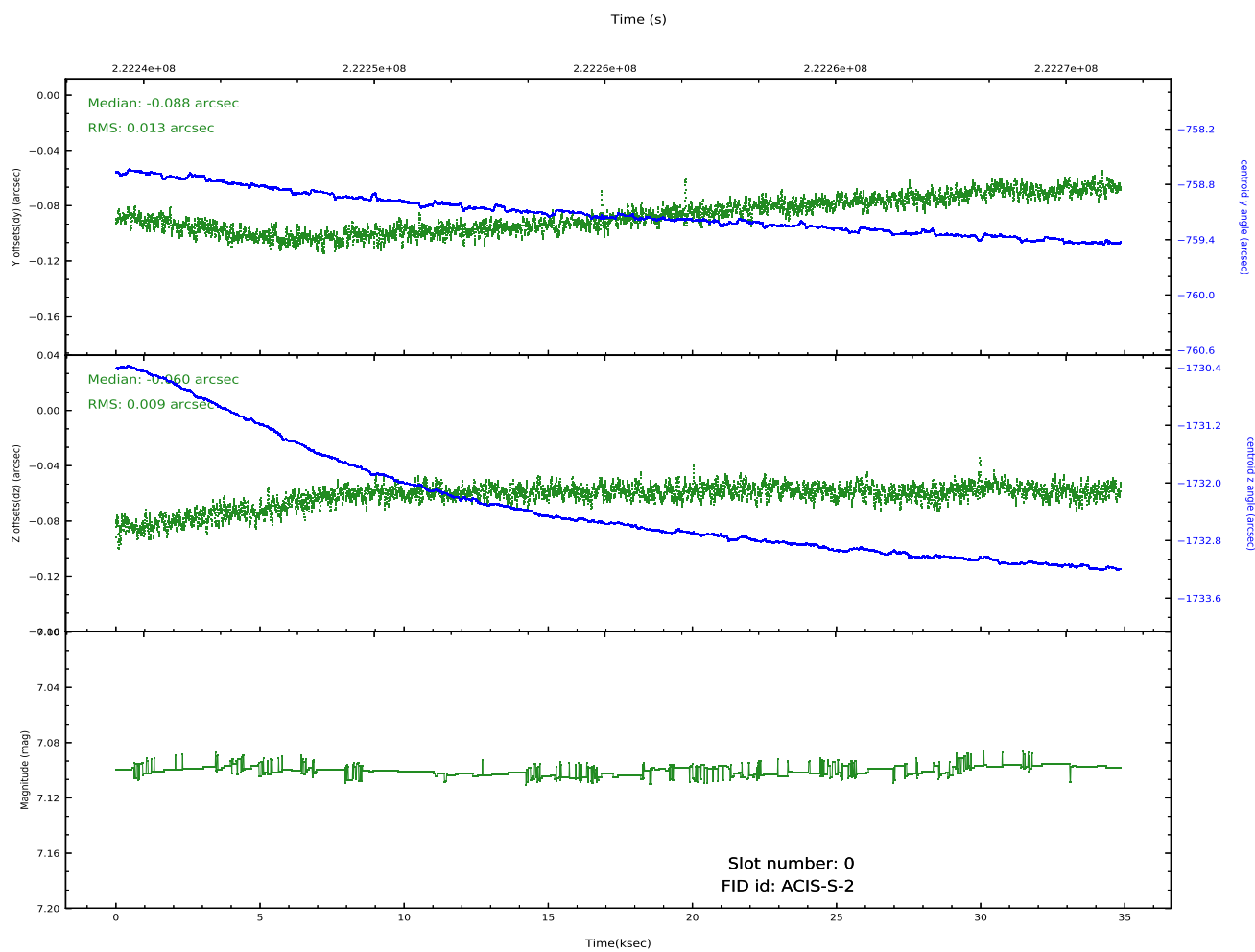
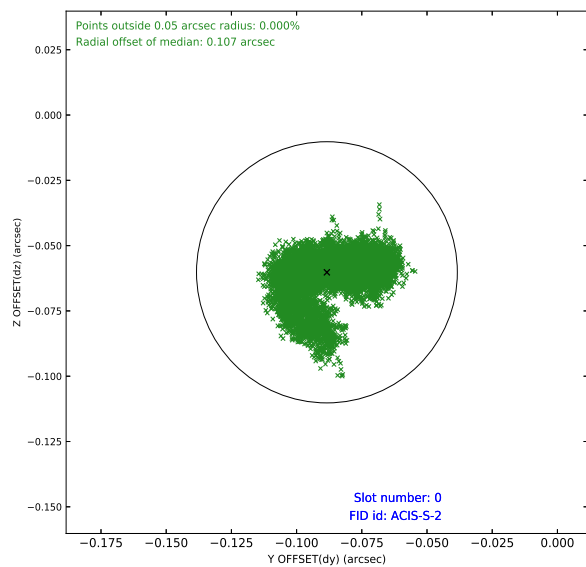
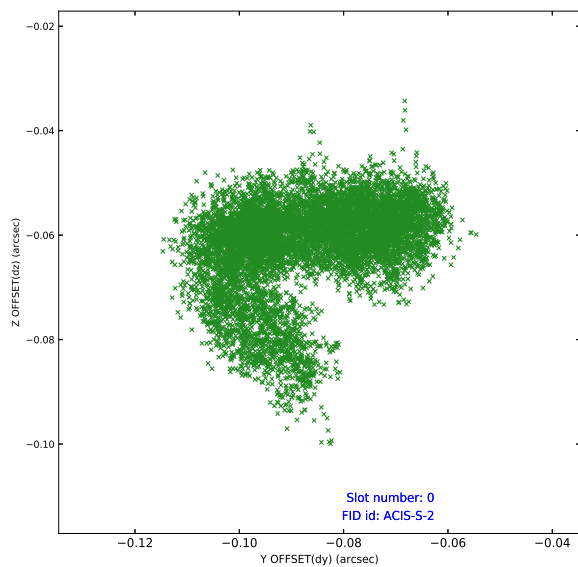


2.4.5 Slot 7

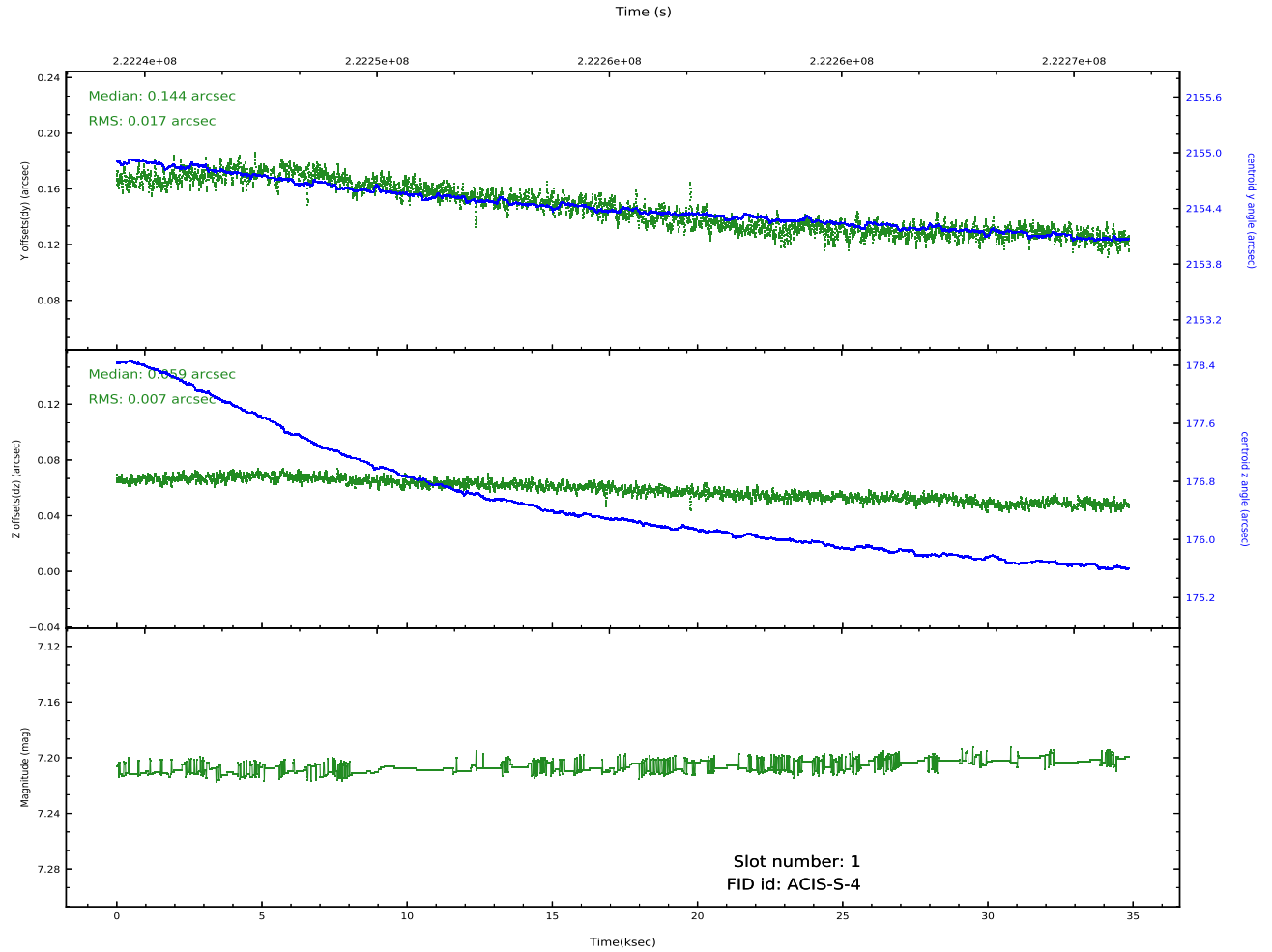
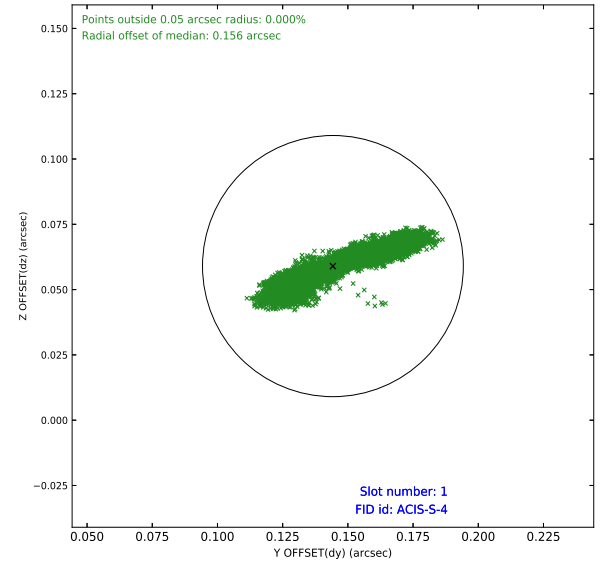
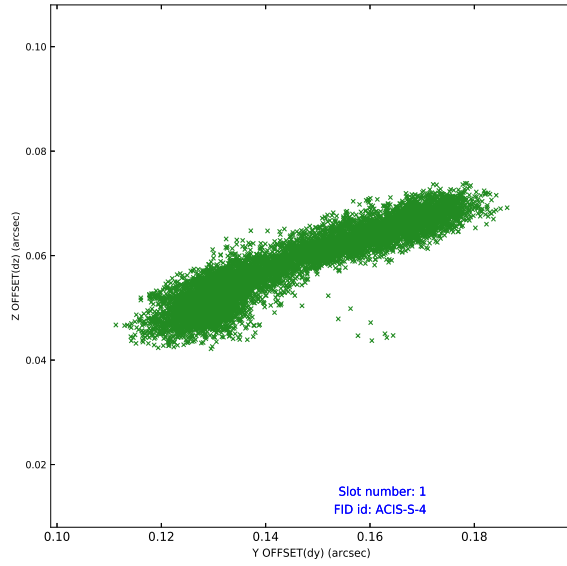


2.5 FID Slots

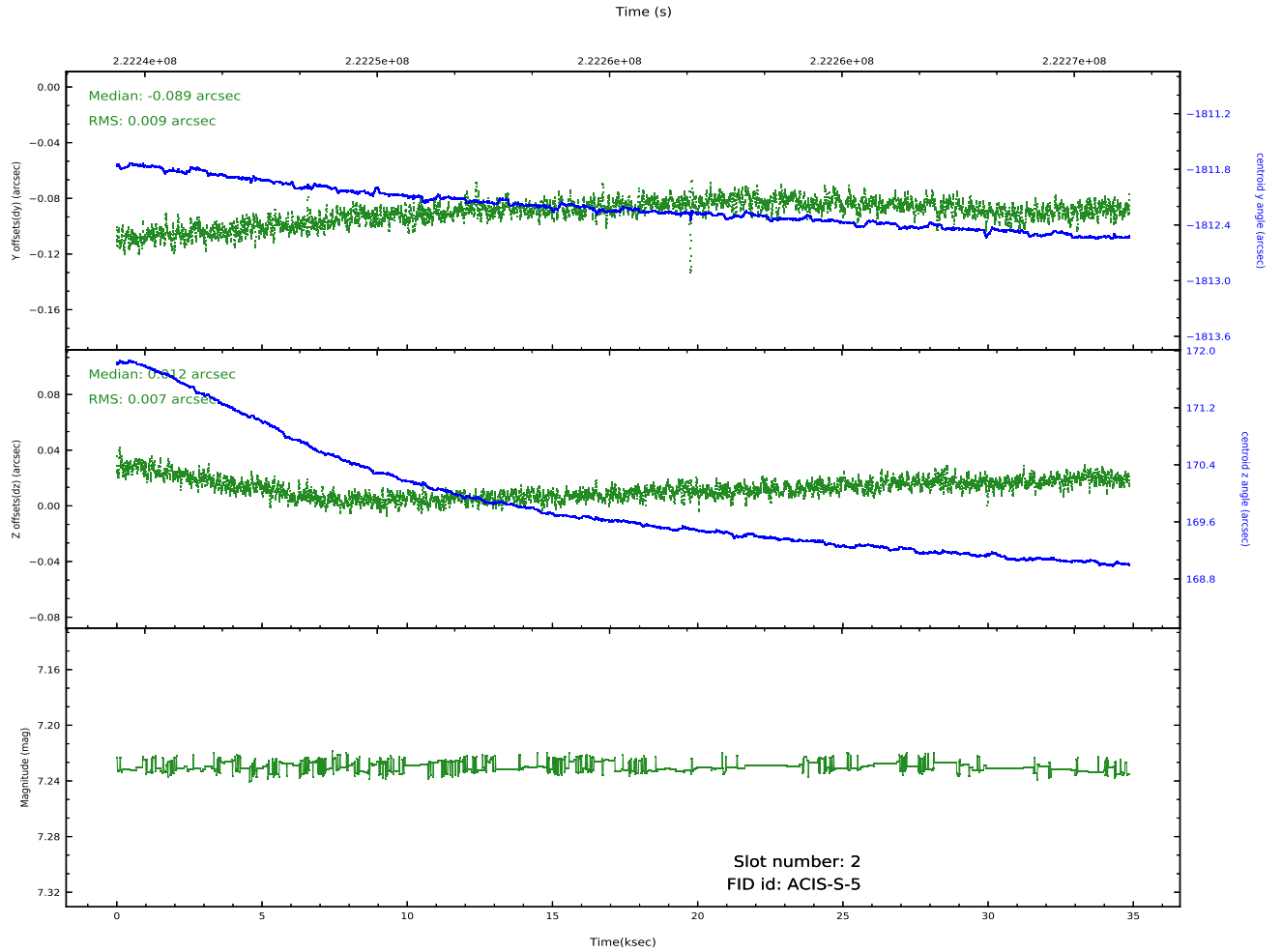
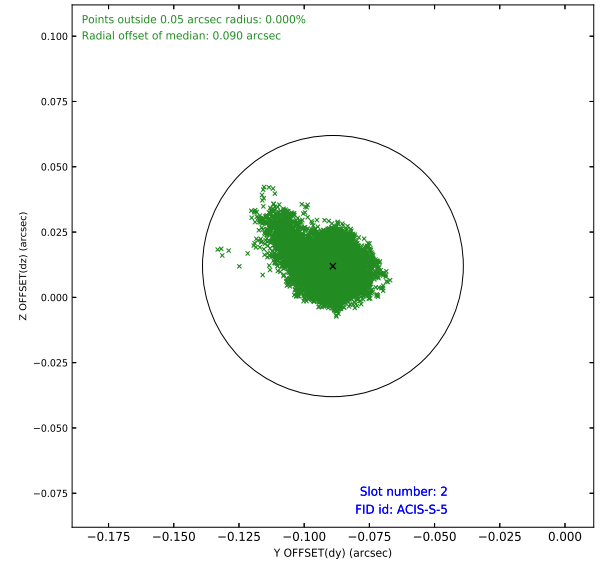
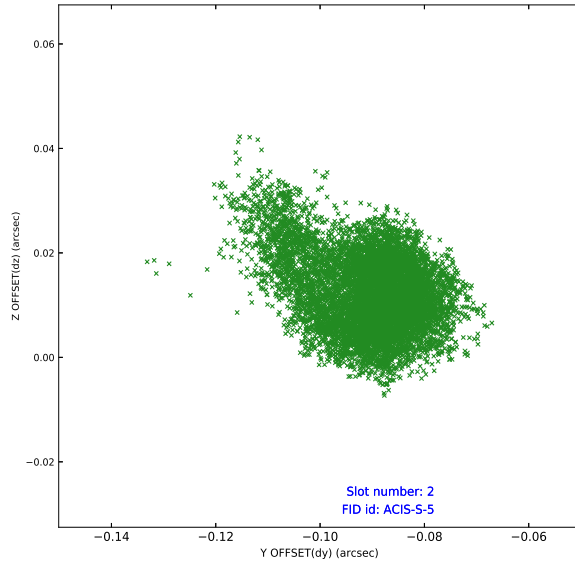
2.5.1 Slot 0



2.5.2 Slot 1



2.5.3 Slot 2



A Summary

A.1 Status

V&V Scientist	Beth Sundheim
V&V Date (YYYY-MM-DD)	2020.10.07
V&V Edition	1
V&V Disposition and Status	OK
V&V Charge Time	34.87999

A.2 Comments

This observation was interrupted by safing of the science instruments due to high solar radiation environment. The observation was interrupted at 2005:016:14:44.