

V&V Reference Report

L2 ASCDS Version : 10.9.1

Observation 5336 - L2 Version 5
Chandra X-Ray Center


L2 Processing Date : Sep 27 2020

Contents

1	Front	2
2	OBI	3
2.1	OBI	3
2.1.1	Images	3
2.1.2	Bias	3
2.1.3	Parameters	4
2.1.4	Events	4
2.2	Compared Parameters	5
2.3	Aspect	6
2.4	Star Slots	9
2.4.1	Slot 3	9
2.4.2	Slot 4	10
2.4.3	Slot 5	11
2.4.4	Slot 6	12
2.4.5	Slot 7	13
2.5	FID Slots	14
2.5.1	Slot 0	14
2.5.2	Slot 1	15
2.5.3	Slot 2	16
A	Summary	17
A.1	Status	17
A.2	Comments	17

1 Front


seq_num	500470	Sequence number
obs_id	5336	Observation id
title	Chandra Studies of New Galactic Ejecta-Dominated SNRS	Proposal tit
observer	John P. Hughes	Principal investigator
object	SNR G344.7-0.1	Source name
dtcycle	0	
cycle	P	events from which exps? Prim/Second/Both
ra_targ	255.9875	Observer's specified target RA [deg]
dec_targ	-41.705417	Observer's specified target Dec [deg]
ra_nom	256.01327822448	Nominal RA [deg]
dec_nom	-41.738242231857	Nominal Dec [deg]
roll_nom	306.77320450909	Nominal Roll [deg]
revision	5	Processing version of data
ontime	6345.0201624334	Sum of GTIs [s]
livetime	6264.6756966242	Livetime [s]
ontime2	6345.0612024367	Sum of GTIs [s]
ontime3	6341.6560521424	Sum of GTIs [s]
ontime5	6344.9791224301	Sum of GTIs [s]
ontime6	6344.9380824268	Sum of GTIs [s]
ontime7	6345.0201624334	Sum of GTIs [s]
ontime8	6344.85600245	Sum of GTIs [s]
l2events	59261	Number of level 2 events




2 OBI

2.1 OBI

2.1.1 Images



2.1.2 Bias



2.1.3 Parameters

obi_num	1	Obi number	sched_exp_time	6386.000000	[s] Scheduled observation exposure time
ascdsver	10.9.1	Processing system revision	ontime	6345.0201624334	Sum of GTIs [s]
caldsver	4.9.2	 	ontime2	6345.0612024367	Sum of GTIs [s]
date	2020-09-27T03:35:50	Date and time of file creation	ontime3	6341.6560521424	Sum of GTIs [s]
revision	5	Processing version of data	ontime5	6344.9791224301	Sum of GTIs [s]
			ontime6	6344.9380824268	Sum of GTIs [s]
			ontime7	6345.0201624334	Sum of GTIs [s]
			ontime8	6344.85600245	Sum of GTIs [s]
			l1events	247008	Number of level 1 events

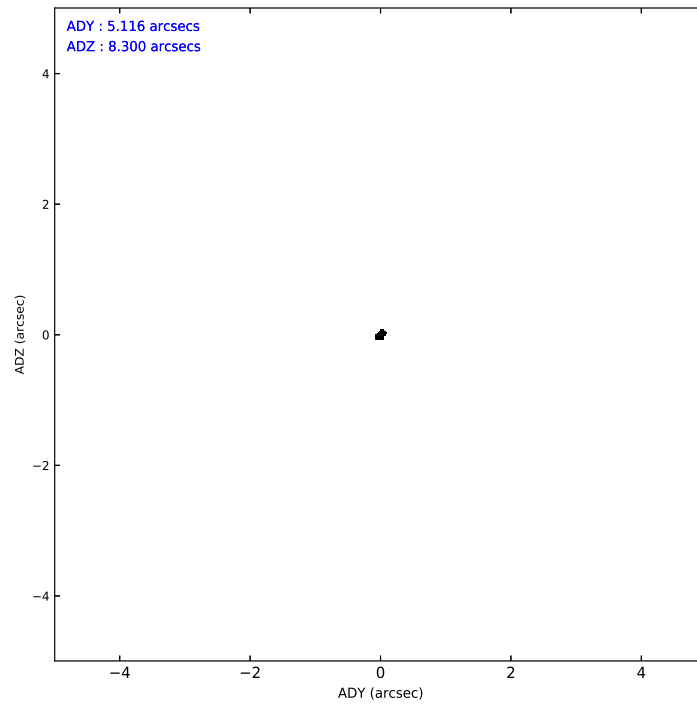
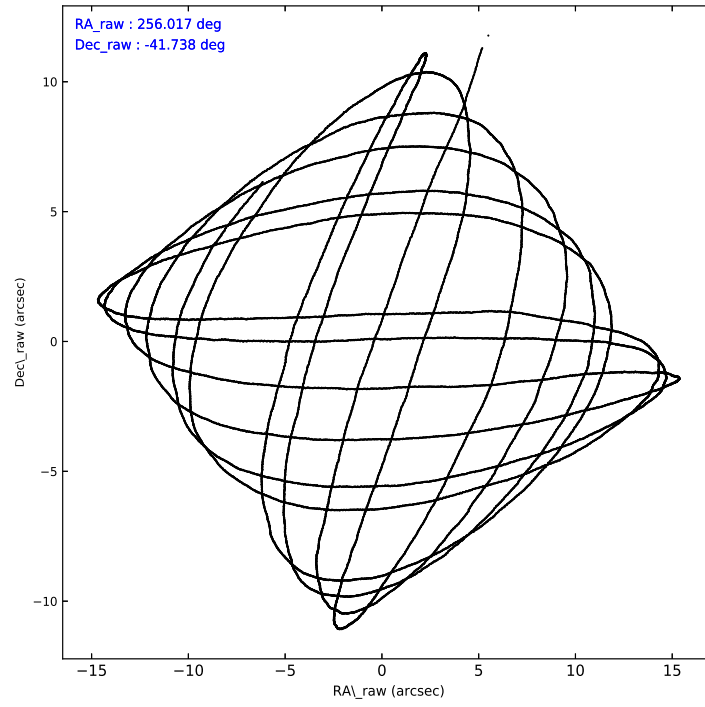
2.1.4 Events

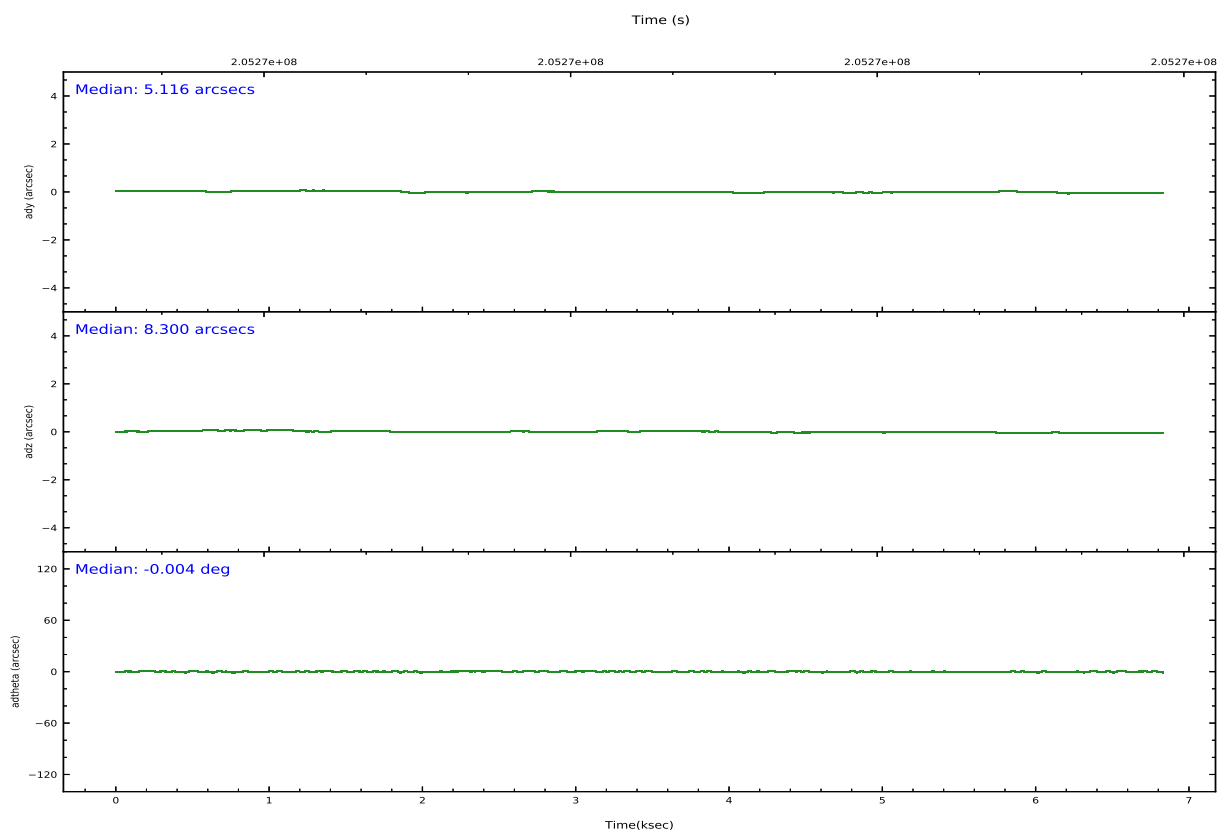
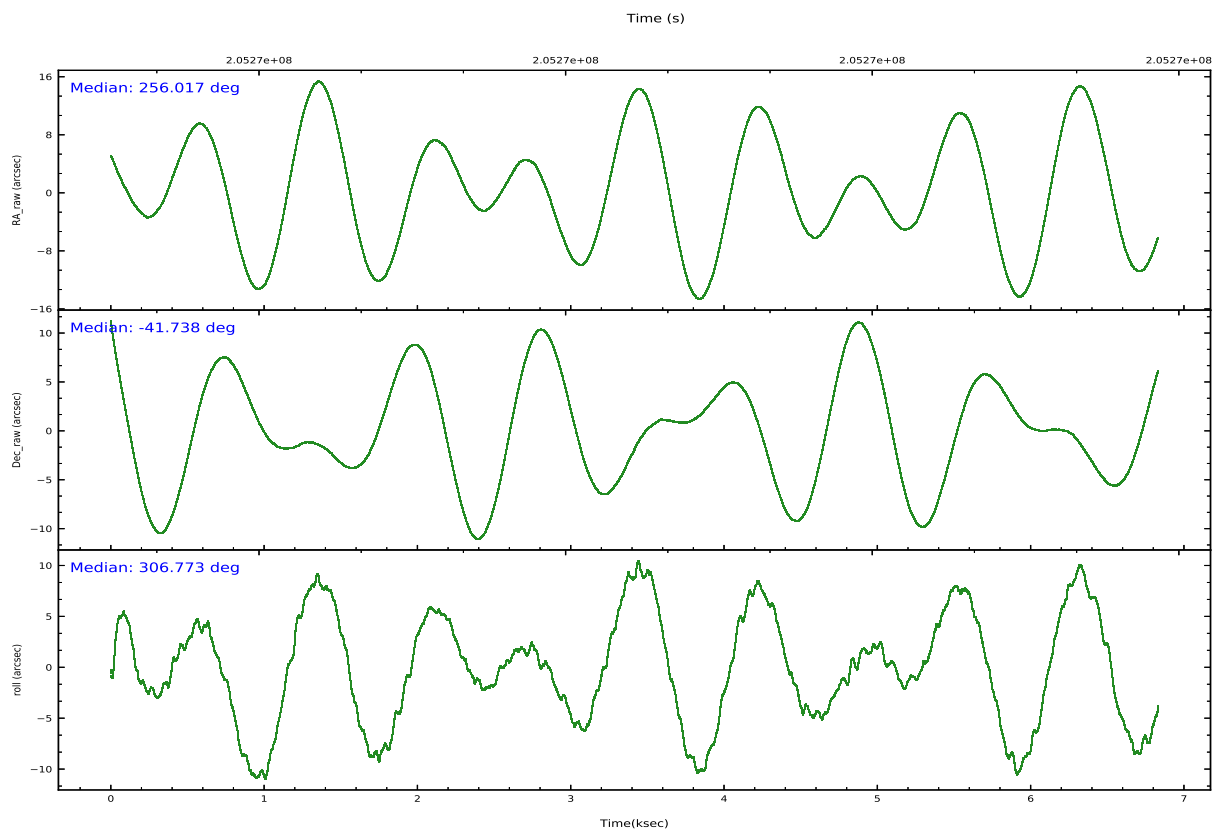
	ccd 2	ccd 3	ccd 5	ccd 6	ccd 7	ccd 8		ccd 2	ccd 3	ccd 5	ccd 6	ccd 7	ccd 8
level 1 events	41660	34849	44137	37814	42776	45772	grade 0 events	1505	1383	2546	1832	3167	3240
rejected events	37826	31369	20796	33432	17881	34818		3%	3%	5%	4%	7%	7%
rejected %	90%	90%	47%	88%	41%	76%	grade 1 events	28	16	50	23	48	35
								0%	0%	0%	0%	0%	0%
							grade 2 events	946	680	6921	878	5624	2529
								2%	1%	15%	2%	13%	5%
							grade 3 events	375	415	1166	453	2623	1176
								0%	1%	2%	1%	6%	2%
							grade 4 events	407	378	1062	420	2548	1080
								0%	1%	2%	1%	5%	2%
							grade 5 events	1083	1195	3716	1218	3872	1890
								2%	3%	8%	3%	9%	4%
							grade 6 events	601	624	11662	800	10944	2934
								1%	1%	26%	2%	25%	6%
							grade 7 events	36715	30158	17014	32190	13950	32888
								88%	86%	38%	85%	32%	71%

2.2 Compared Parameters

Parameter	Planned	Actual	Parameter	Planned	Actual
Instrument	ACIS	ACIS	Obspar version number	8	8
Detector	ACIS-235678	ACIS-235678	Obspar file type	PREDICTED	ACTUAL
Grating	NONE	NONE	Obspar update status	NONE	UPDATED
Data mode	VFAINT	VFAINT	Number of optional ACIS chips dropped	0	0
Observation mode	POINTING	POINTING	On-chip summing requested	N	N
[deg] Pointing RA	255.983380	256.01327822448	Subarray requested	NONE	NONE
[deg] Pointing Dec	-41.727542	-41.738242231857	Alternating exposures requested	N	N
[deg] Pointing Roll	306.597253	306.77320450909	[s] Primary exposure time	0.000000	3.2
[mm] SIM focus pos	-0.684267	-0.6828225247311905			
[mm] SIM defocus	0	0.001444936568705701			
[mm] SIM translation stage pos	-190.132523	-190.1400660498719			
[mm] SIM translation stage offset	0	0.00754346686406393			
[s] Observation start time (MET)	205265479.184000	205264386.09946			
Observation start date	2004-07-03T18:10:15	2004-07-03T17:53:06			
[s] Observation end time (MET)	205271865.184000	205272293.97481			
Observation end date	2004-07-03T19:56:41	2004-07-03T20:04:53			
Read mode	TIMED	TIMED			

2.3 Aspect



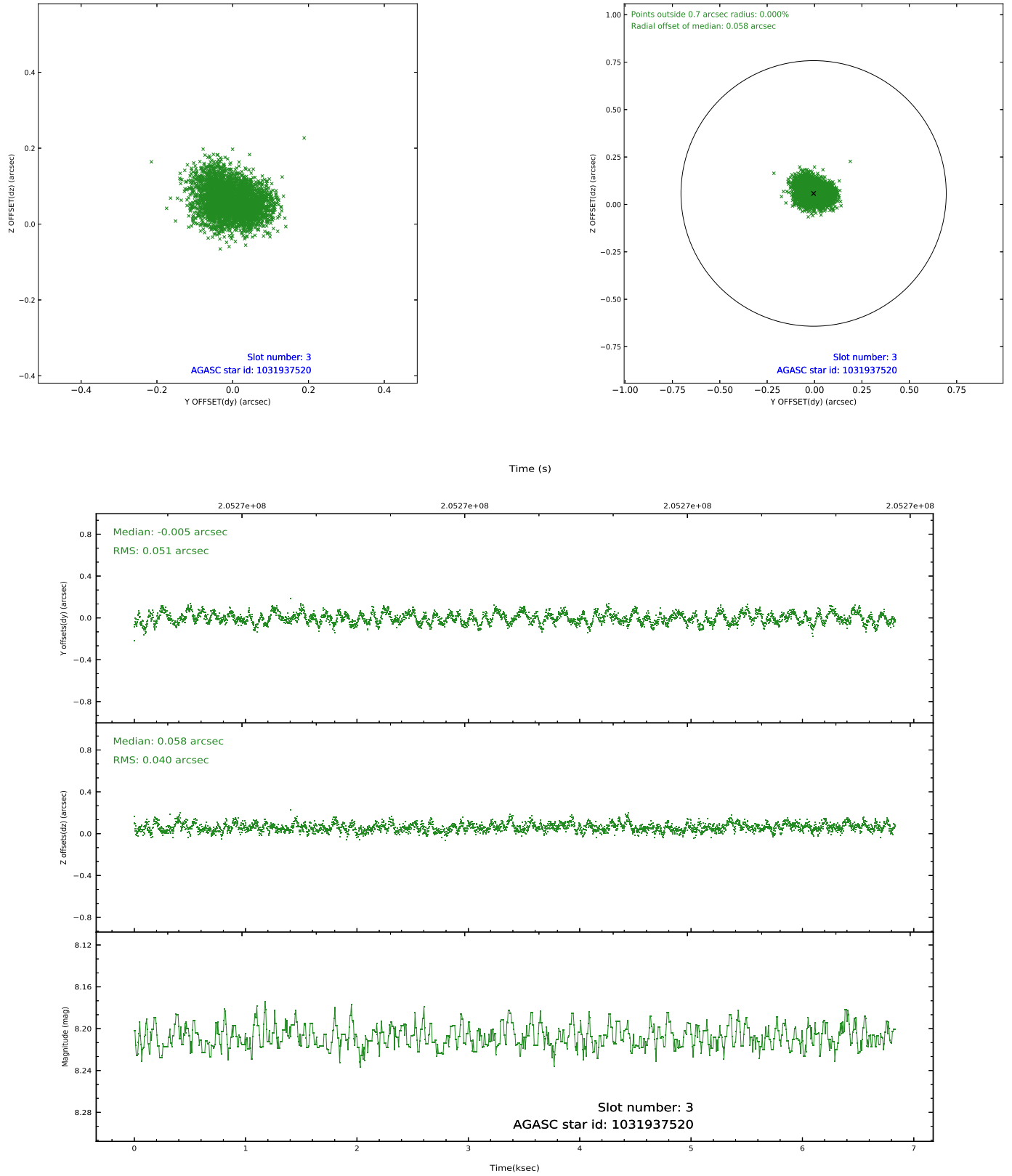


Slot Statistics

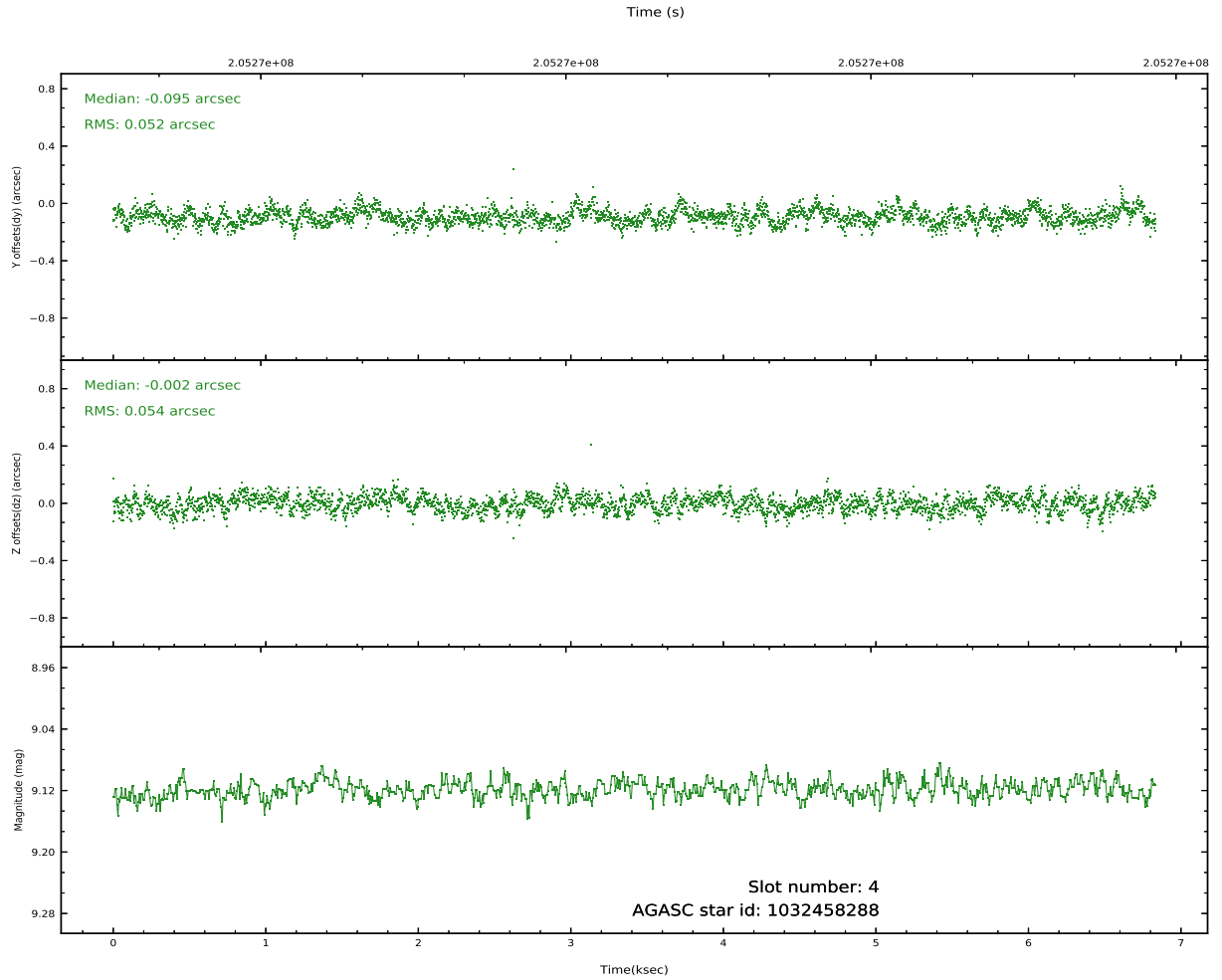
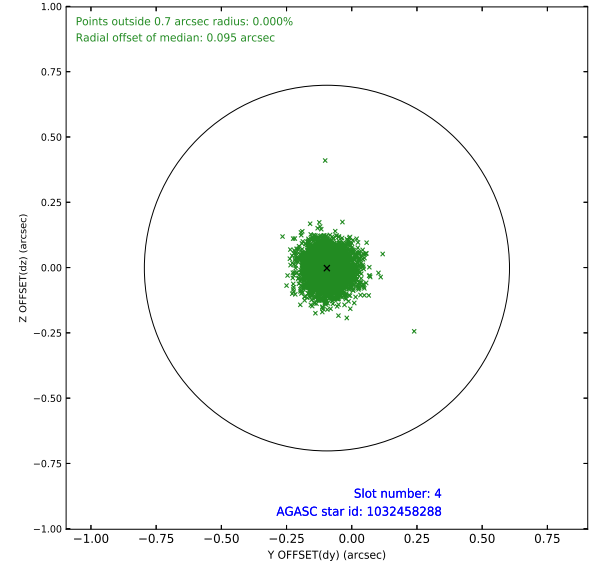
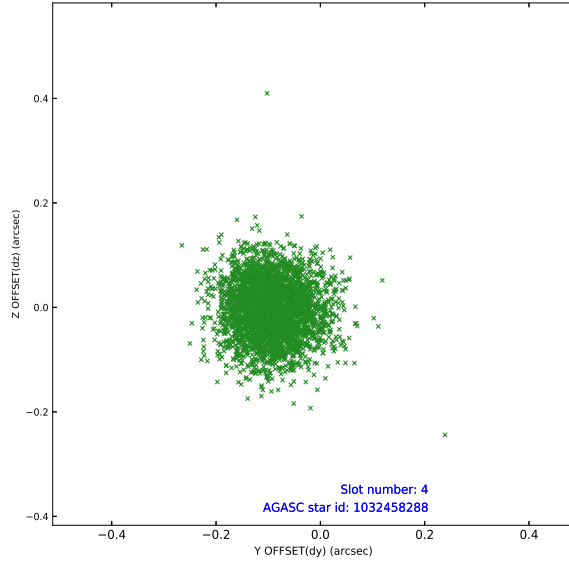
pt	status	used	id	mag	n_pts	frac_pts	med_dy	med_dz	dr1	dr2	ra	dec	mean_y	mea
0	FID		ACIS-S-2	7.11	1667	1.000	-0.125	-0.094	0.005	0.010	0.000000	0.000000	-757.95	-1729
1	FID		ACIS-S-4	7.21	1667	1.000	0.088	0.076	0.006	0.010	0.000000	0.000000	2155.17	178
2	FID		ACIS-S-6	7.35	1667	1.000	0.009	0.026	0.007	0.011	0.000000	0.000000	405.28	816
3	GUIDE	used	1031937520	8.21	3334	1.000	-0.005	0.058	0.070	0.110	256.333720	-41.104608	-1232.54	2099
4	GUIDE	used	1032458288	9.12	3331	1.000	-0.095	-0.002	0.081	0.128	255.516912	-42.294354	900.30	-2214
5	GUIDE	used	1032462424	8.02	3334	1.000	-0.076	0.052	0.063	0.100	257.030418	-41.723974	1681.32	2254
6	GUIDE	used	1032466120	9.15	3334	1.000	-0.011	-0.058	0.079	0.126	255.616572	-41.318828	-1770.28	80
7	GUIDE	used	1032459328	9.30	3328	1.000	0.181	-0.052	0.081	0.134	256.299221	-42.004804	1306.10	82

2.4 Star Slots

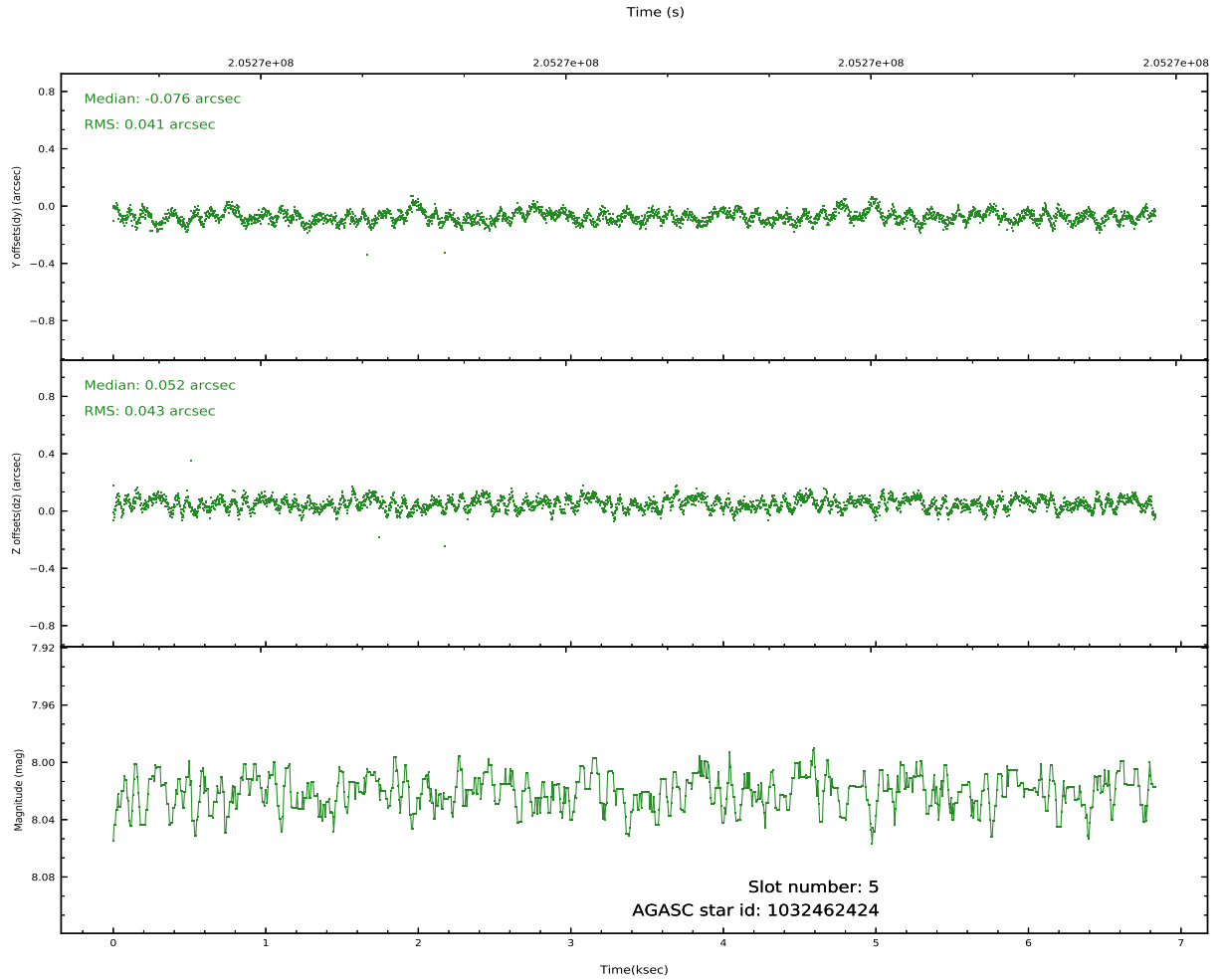
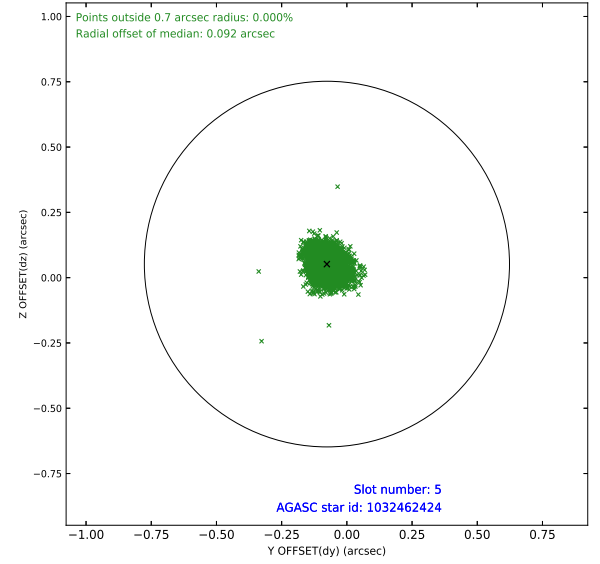
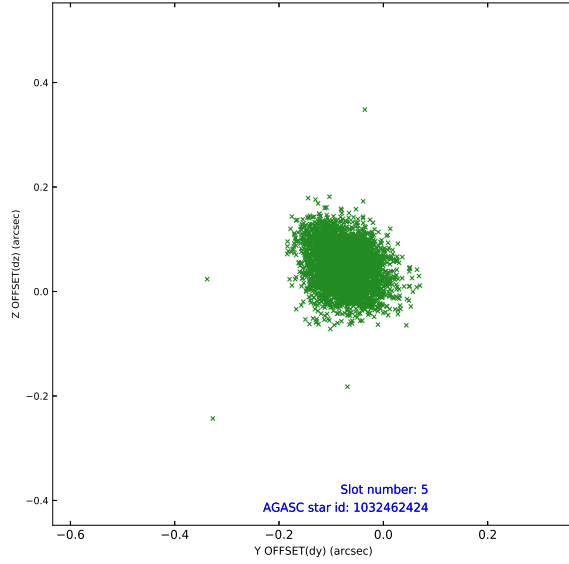
2.4.1 Slot 3



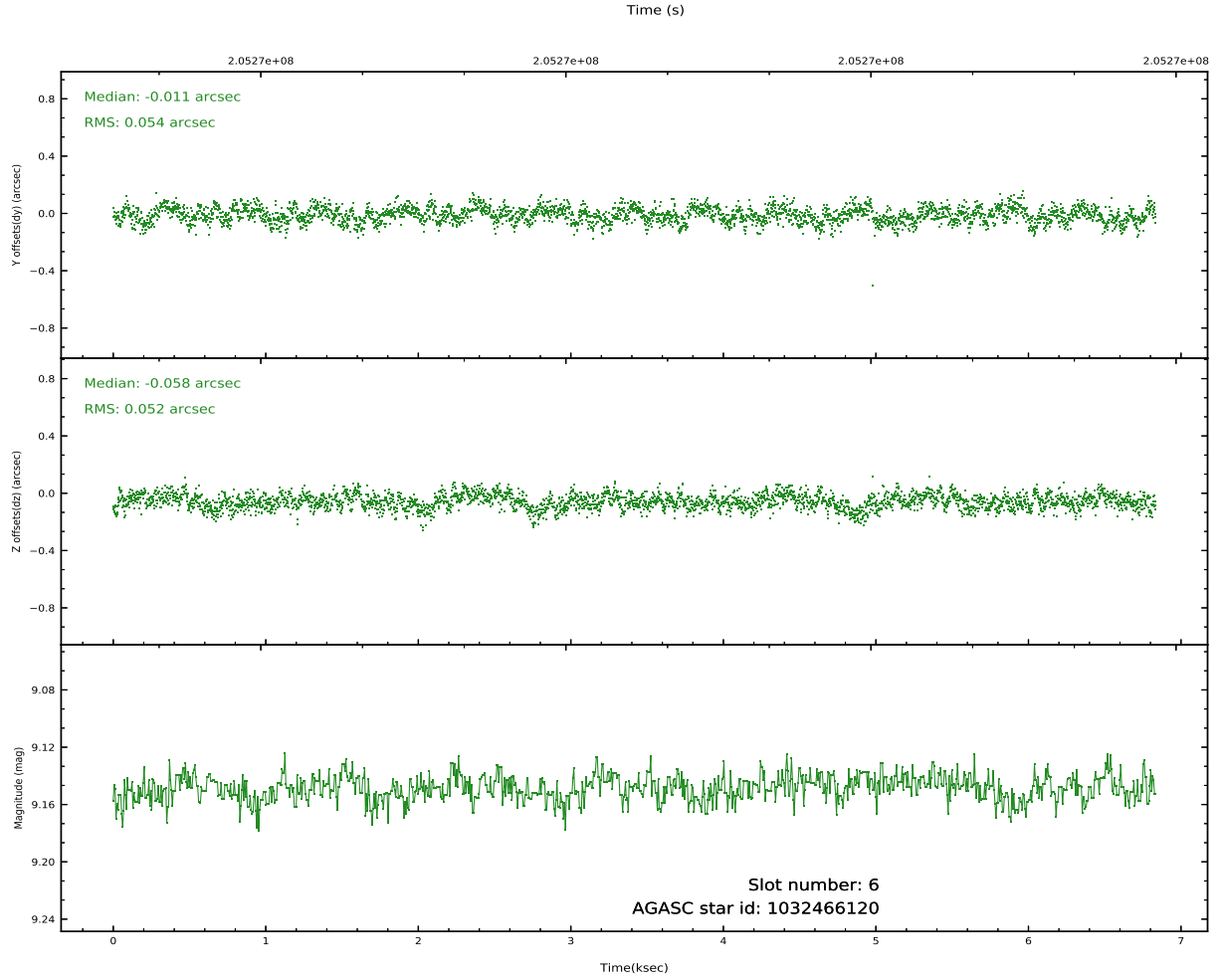
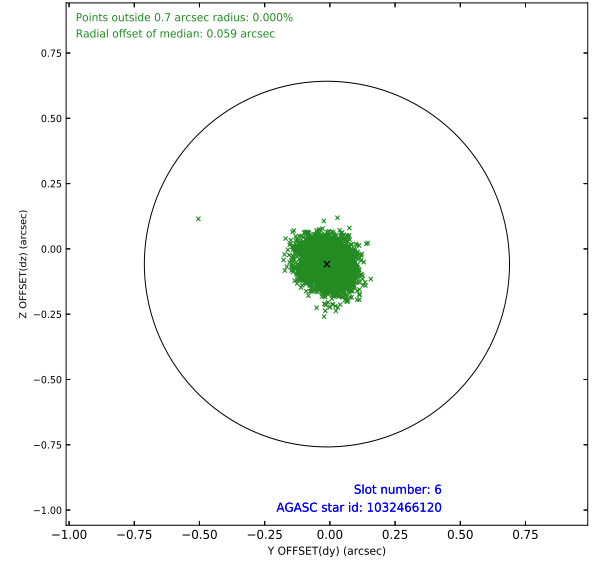
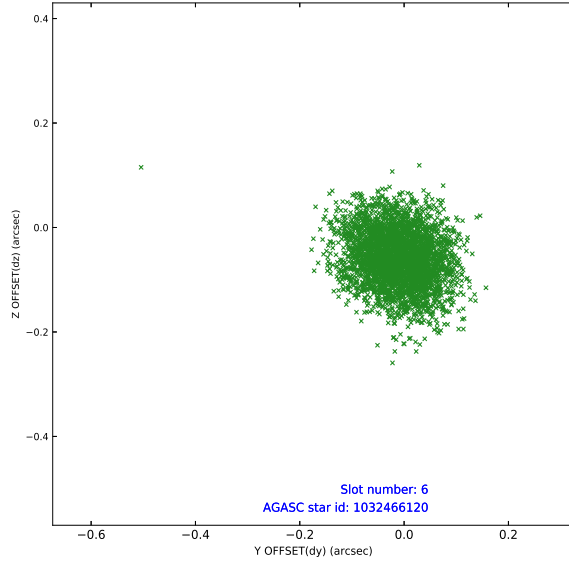
2.4.2 Slot 4



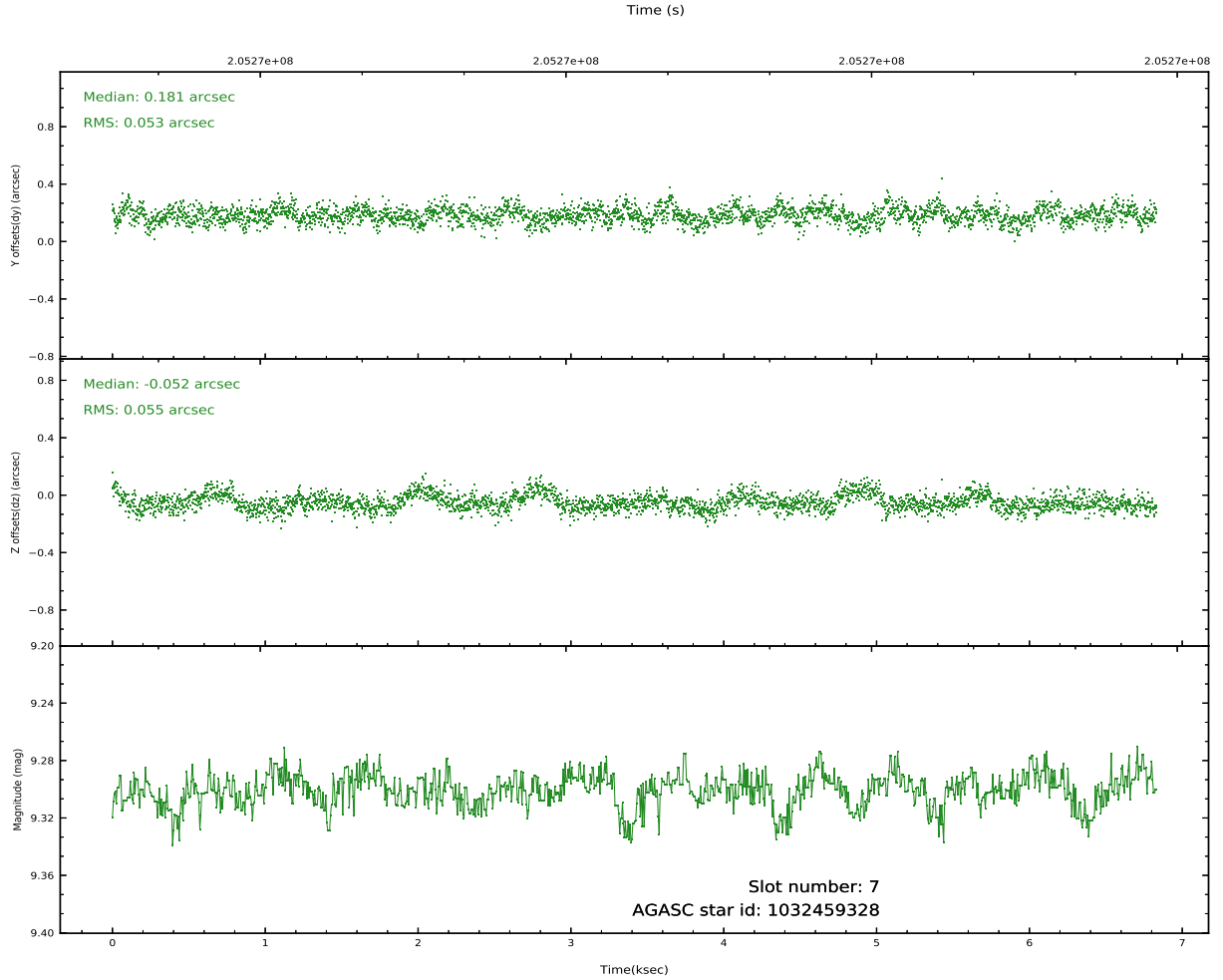
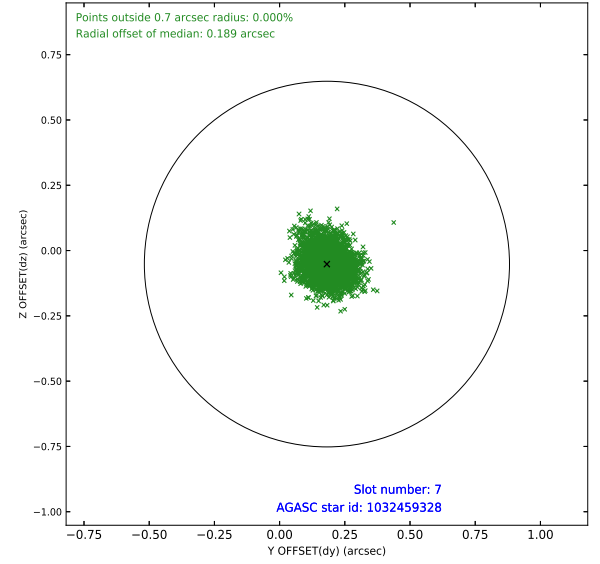
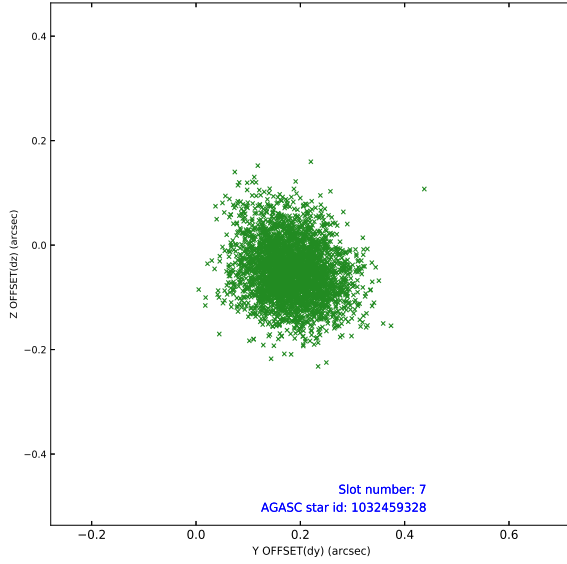
2.4.3 Slot 5



2.4.4 Slot 6

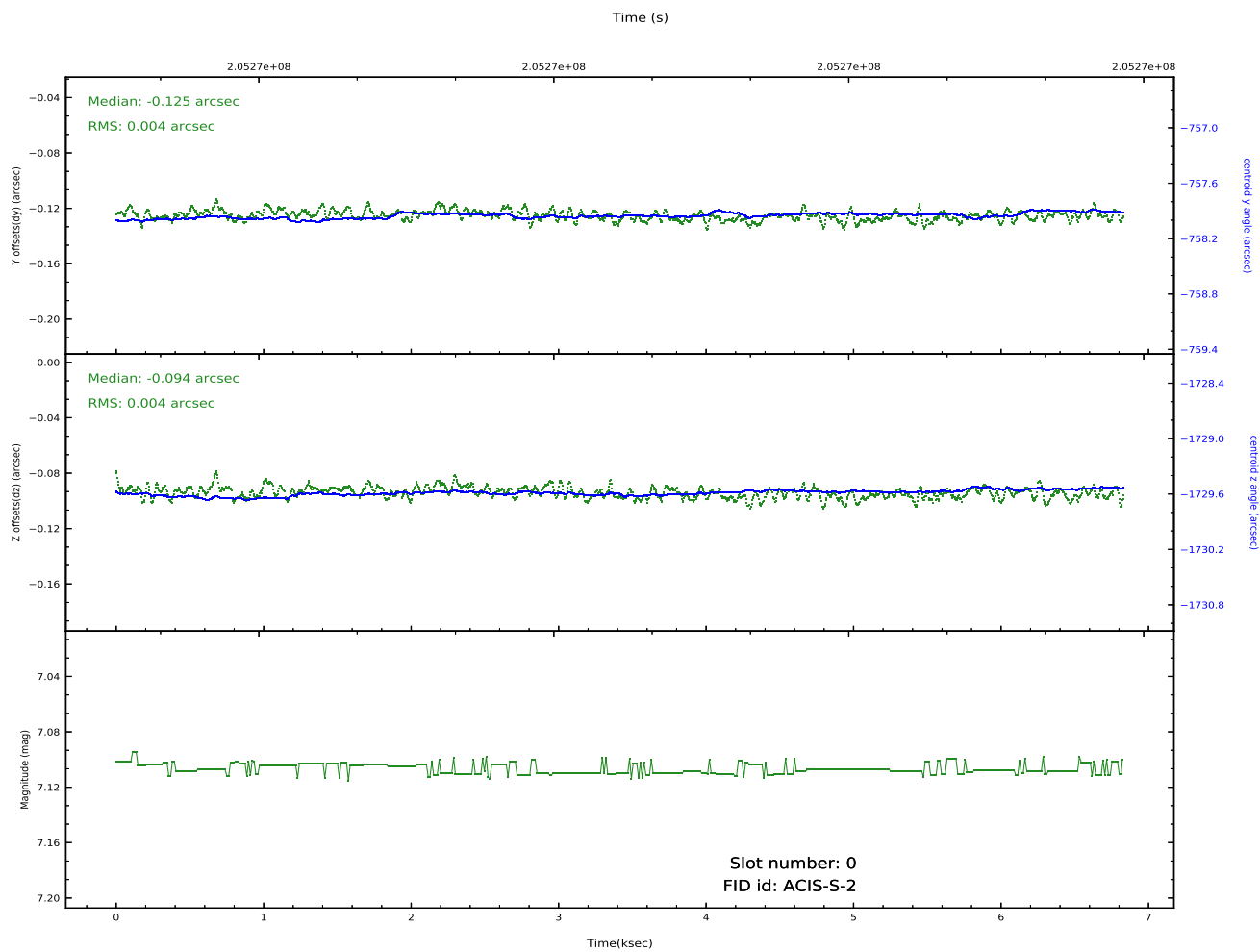
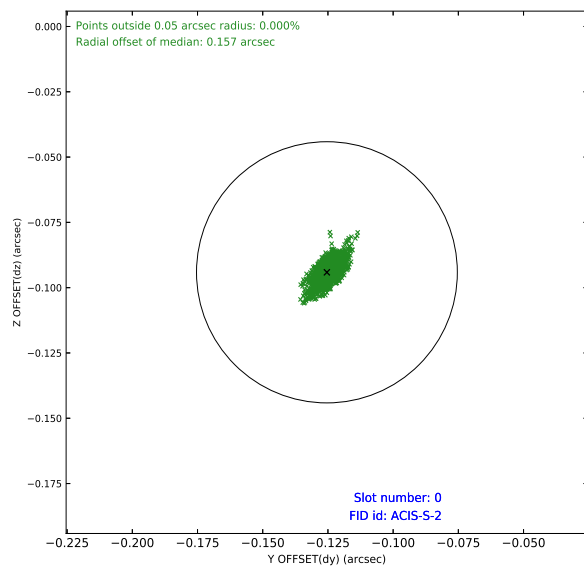
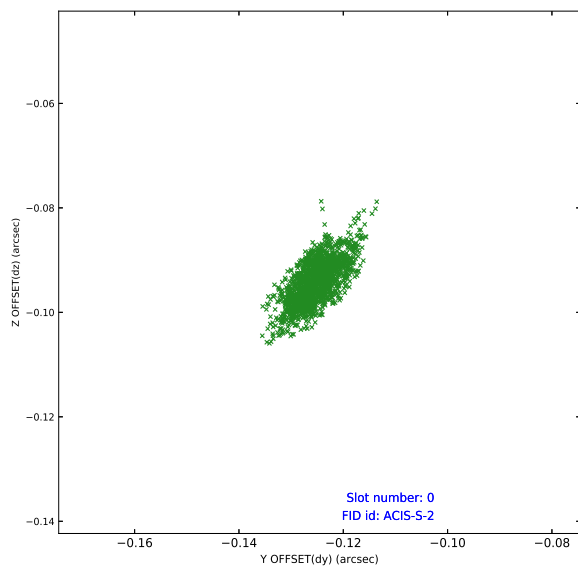


2.4.5 Slot 7

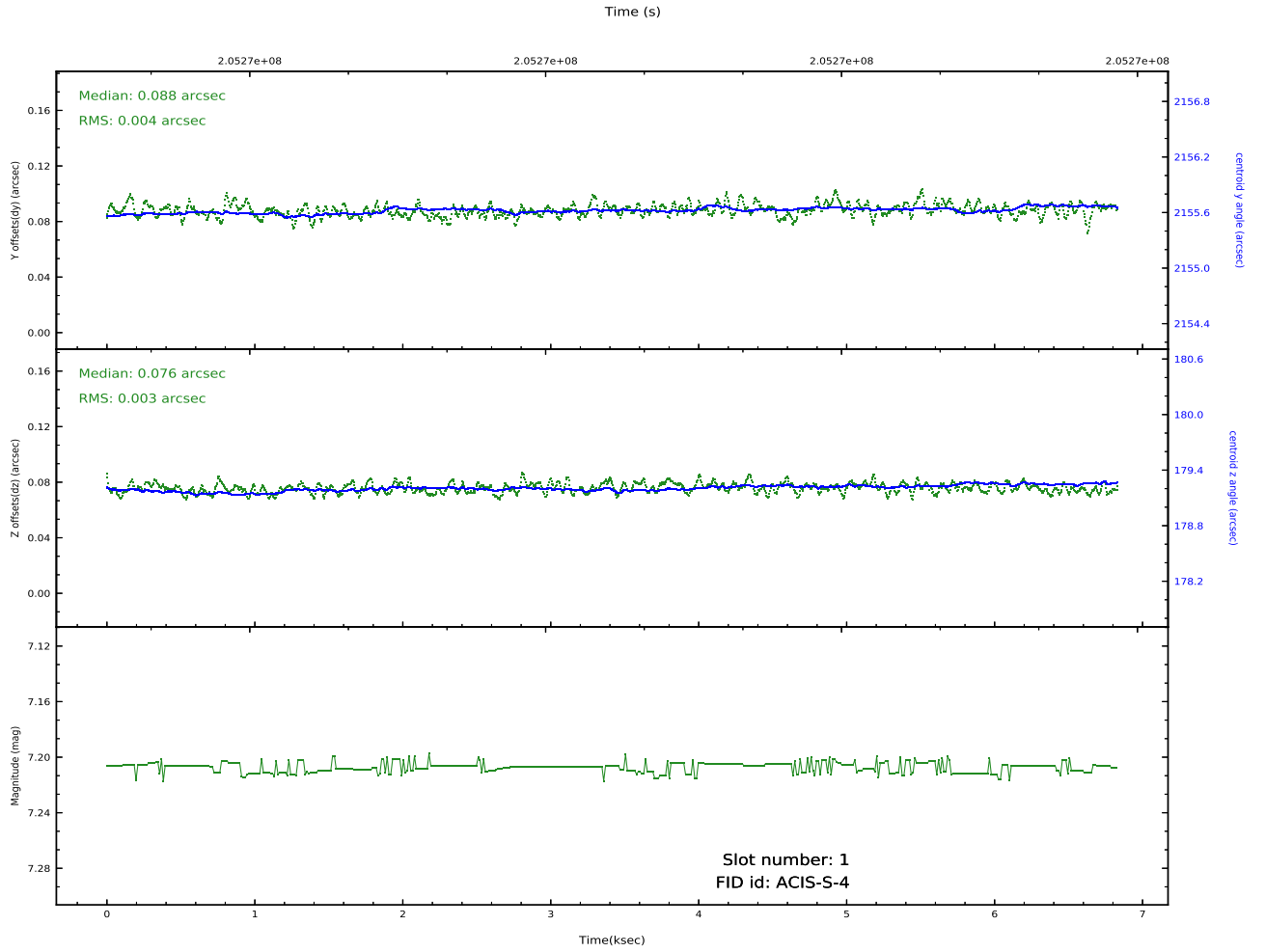
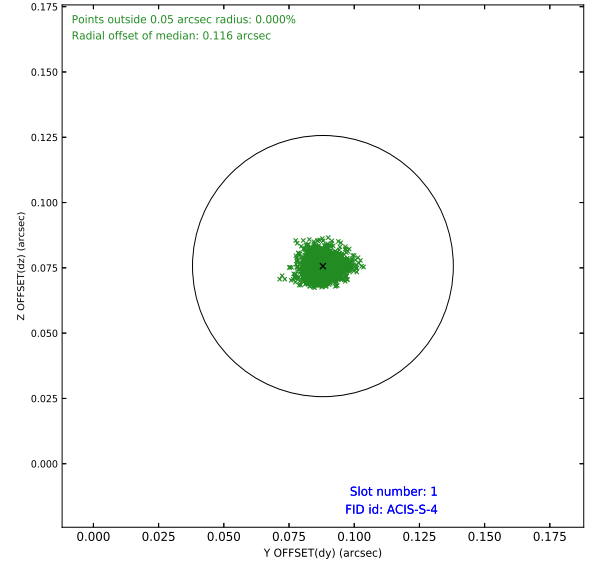
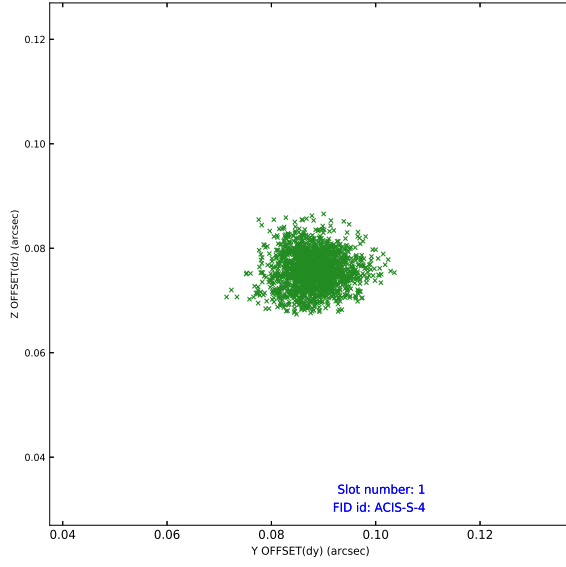


2.5 FID Slots

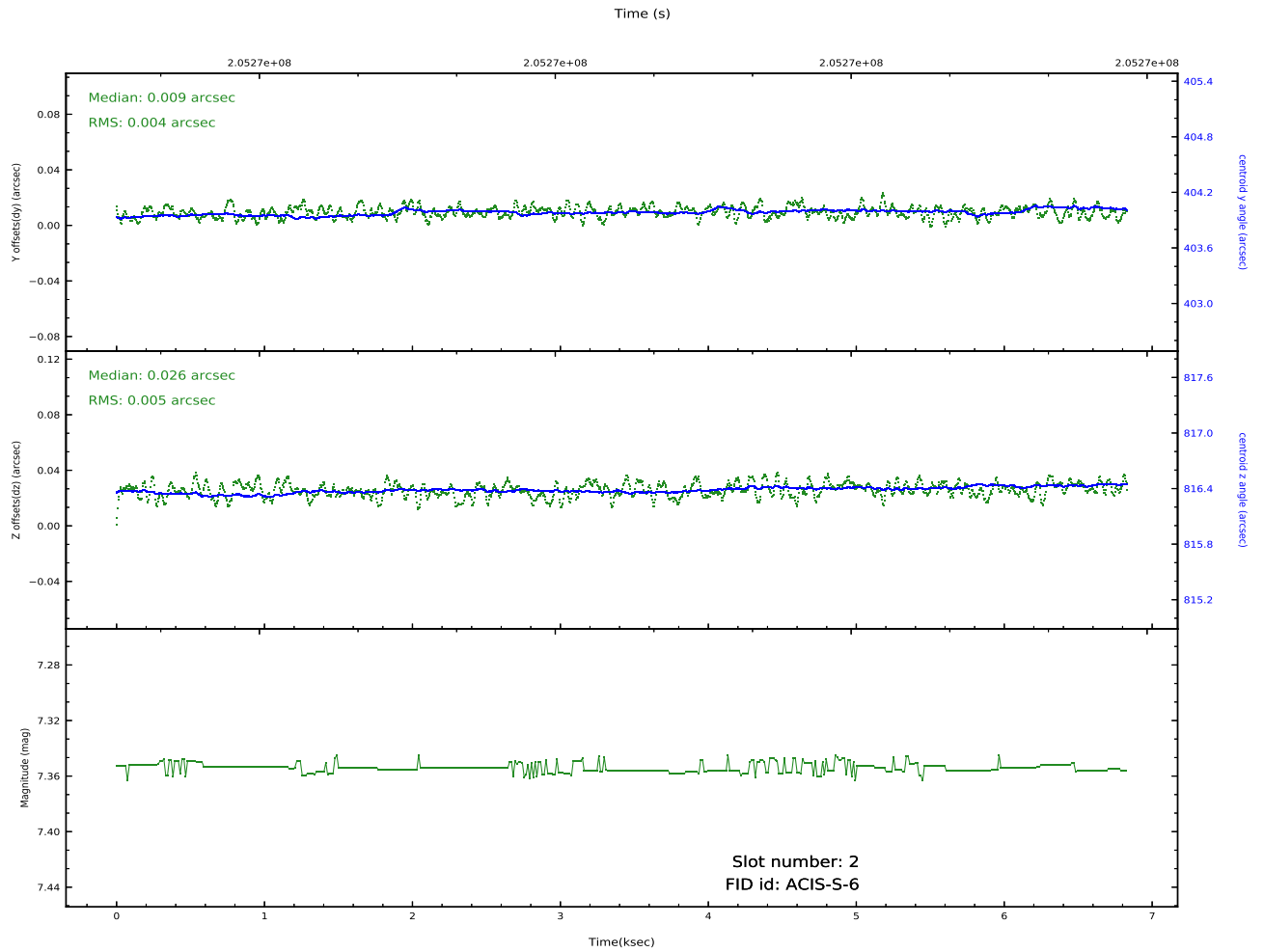
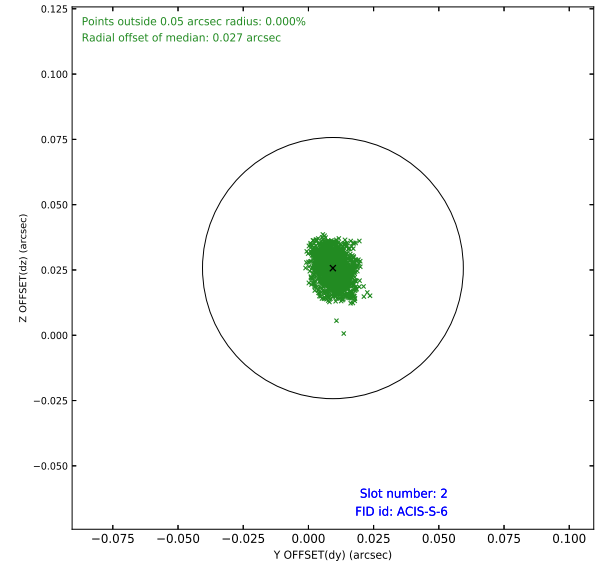
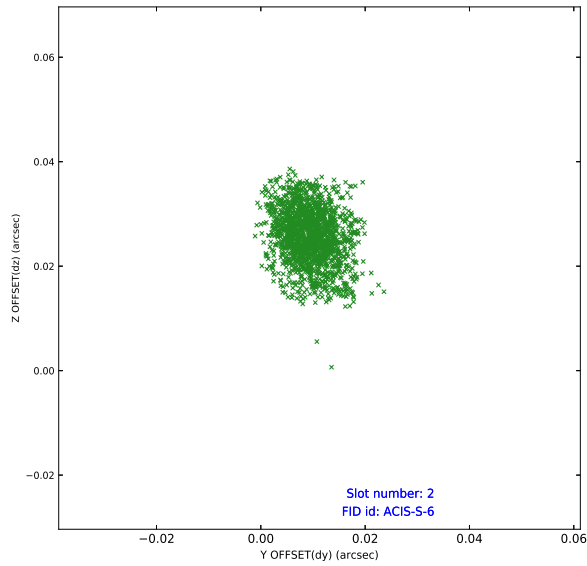
2.5.1 Slot 0



2.5.2 Slot 1



2.5.3 Slot 2



A Summary

A.1 Status

V&V Scientist	Beth Sundheim
V&V Date (YYYY-MM-DD)	2020.09.29
V&V Edition	1
V&V Disposition and Status	OK
V&V Charge Time	6.345

A.2 Comments