

V&V Reference Report

L2 ASCDS Version : 7.6.7.2

Observation 4597 - L2 Version 001
Chandra X-Ray Center

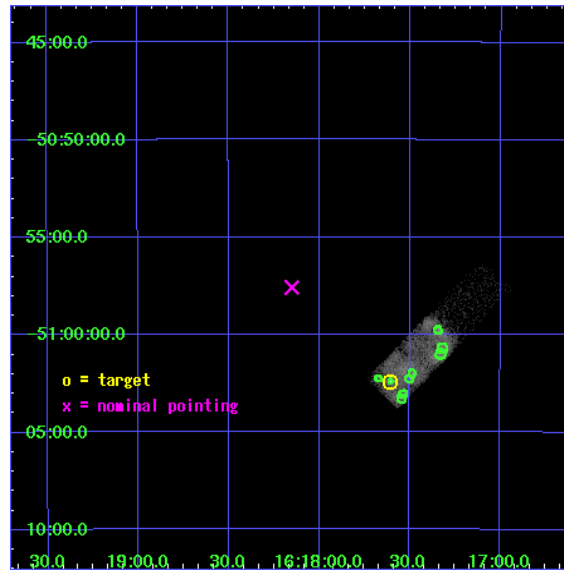
L2 Processing Date : May 20 2006

Contents

1	Front	2
2	OBI	3
2.1	OBI	3
2.1.1	Images	3
2.1.2	Bias	3
2.1.3	Parameters	4
2.1.4	Events	4
2.2	Compared Parameters	5
2.3	Aspect	6
2.4	Star Slots	9
2.4.1	Slot 3	9
2.4.2	Slot 4	10
2.4.3	Slot 5	11
2.4.4	Slot 6	12
2.4.5	Slot 7	13
2.5	FID Slots	14
2.5.1	Slot 0	14
2.5.2	Slot 1	15
2.5.3	Slot 2	16
3	Point Sources	17
A	Summary	18
A.1	Status	18
A.2	Comments	18

1 Front


seq_num	500422
obs_id	4597
title	Observation of SNR RCW103
observer	Professor Gordon Garmire
object	RCW103
dtcycle	0
cycle	P
ra_targ	244.40125
dec_targ	-51.040278
ra_nom	244.53767484567
dec_nom	-50.959832936185
roll_nom	44.233186873423
revision	2
ontime	4890.4000728726
livetime	4651.7645513865
ontime3	4890.4000728726
l2events	15548



2 OBI


2.1 OBI

2.1.1 Images



2.1.2 Bias

Chip 3



2.1.3 Parameters

obi_num	0
ascdsver	7.6.7.2
caldsver	3.2.2
date	2006-05-20T10:35:07
revision	2

sched_exp_time	4676.000000
ontime	5507.0660928488
ontime3	5507.0660928488
l1events	25159

2.1.4 Events

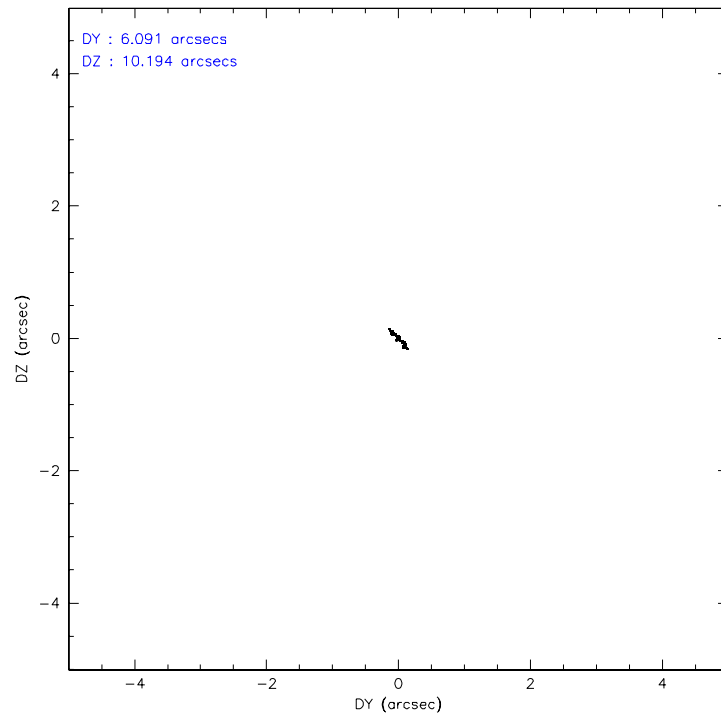
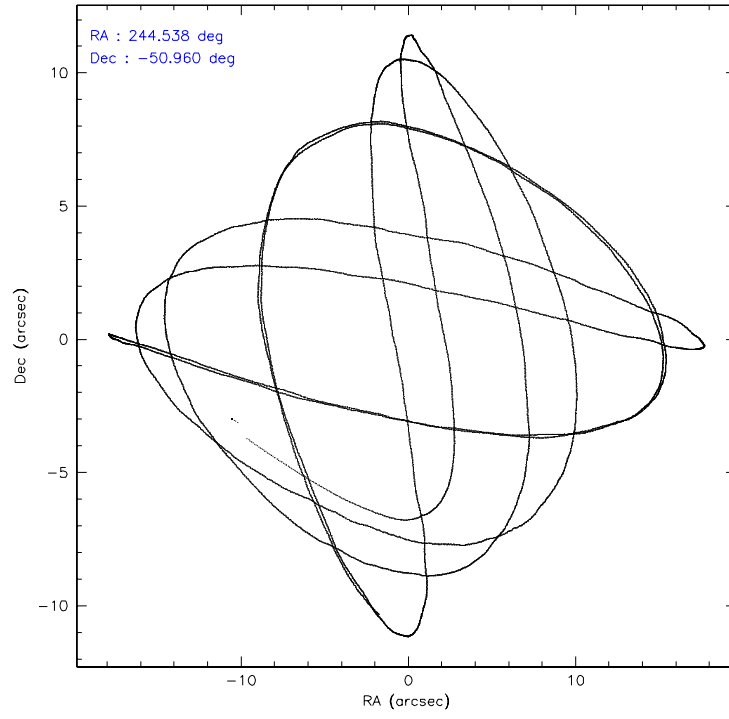
	ccd 3
level 1 events	25159
rejected events	9121
rejected %	36%

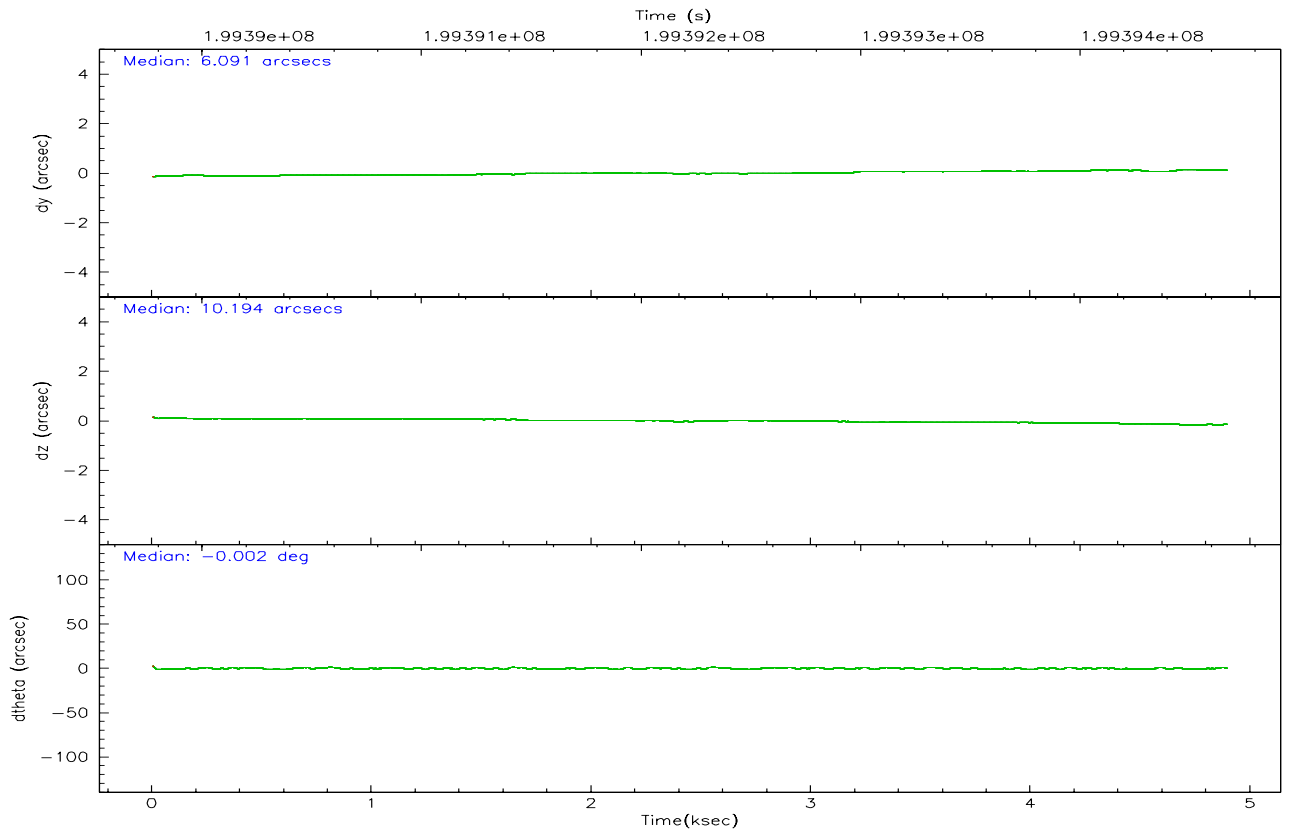
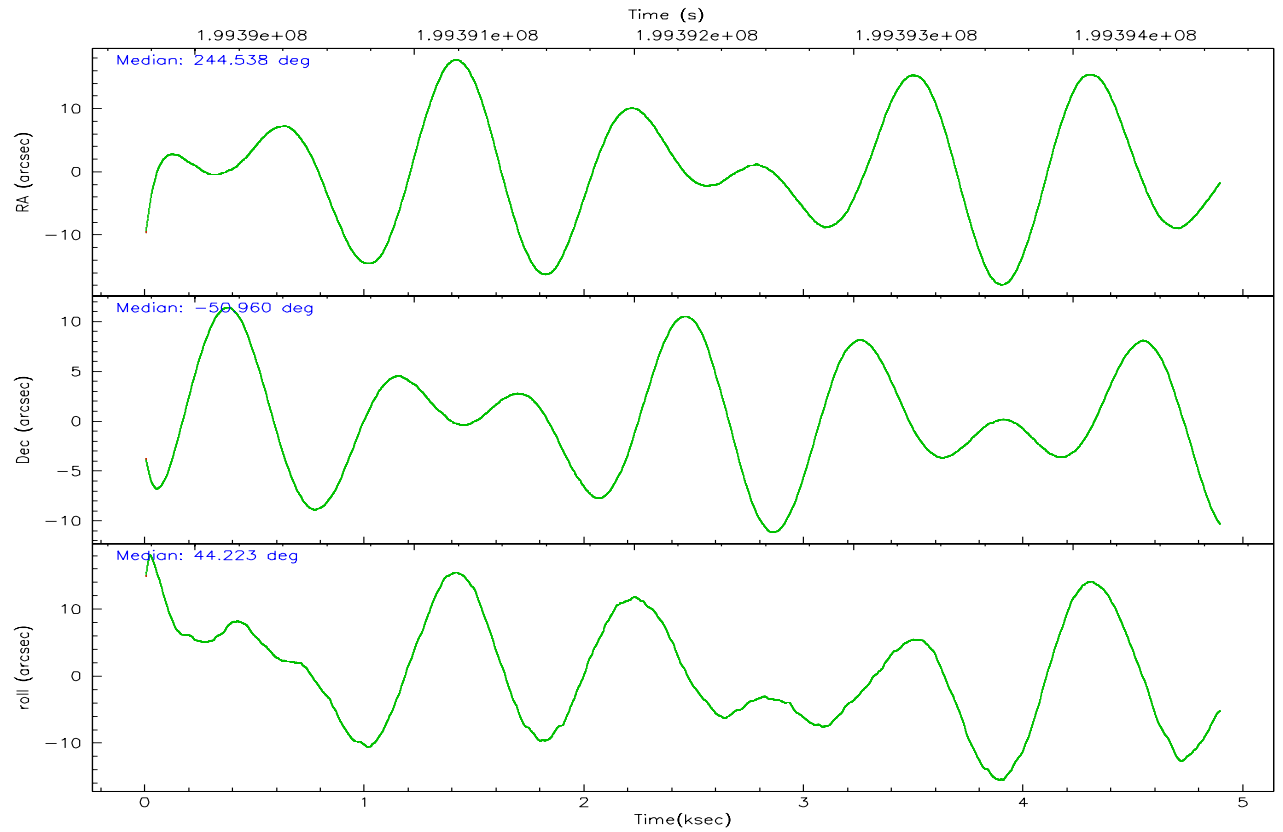
	ccd 3
grade 0 events	13965
	55%
grade 1 events	25
	0%
grade 2 events	1491
	5%
grade 3 events	524
	2%
grade 4 events	510
	2%
grade 5 events	128
	0%
grade 6 events	312
	1%
grade 7 events	8204
	32%

2.2 Compared Parameters

Parameter	Planned	Actual	Parameter	Planned	Actual
Instrument	ACIS	ACIS	Obspar format version number	6	6
Detector	ACIS-3	ACIS-3	Obspar file type	PREDICTED	ACTUAL
Grating	NONE	NONE	Obspar update status	NONE	UPDATED
Data mode	VFAINT	VFAINT	On-chip summing requested	N	N
Observation mode	POINTING	POINTING	Subarray requested	CUSTOM	1/4
Pointing RA	244.526069	244.5376748456735	Subarray start row	1	1
Pointing Dec	-50.986296	-50.95983293618522	Subarray row count	256	256
Pointing Roll	44.015433	44.23318687342307	Alternating exposures requested	N	N
SIM focus pos (mm)	-0.782348	-0.7809083437167272	Primary exposure time	0.000000	0.8
SIM defocus (mm)	0	0.001439871863259334			
SIM translation stage pos (mm)	-233.592463	-233.5874344608287			
SIM translation stage offset (mm)	0	-0.005018542100998502			
Observation start time	199389998.184000	199389015.62729			
Observation start date	2004-04-26T18:05:34	2004-04-26T17:50:15			
Observation end time	199394674.184000	199395940.01509			
Observation end date	2004-04-26T19:23:30	2004-04-26T19:45:40			
Read mode	TIMED	TIMED			

2.3 Aspect



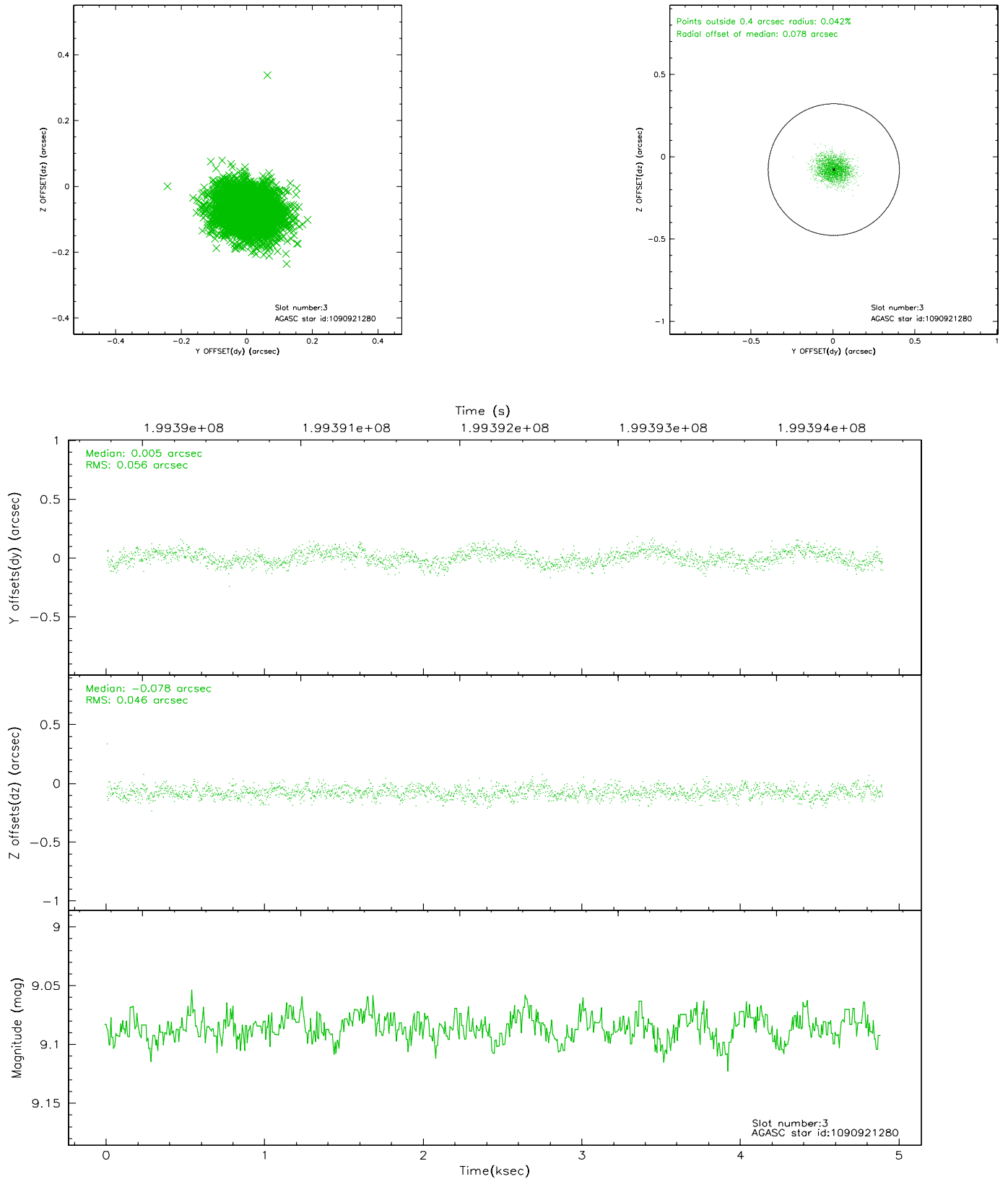


Slot Statistics

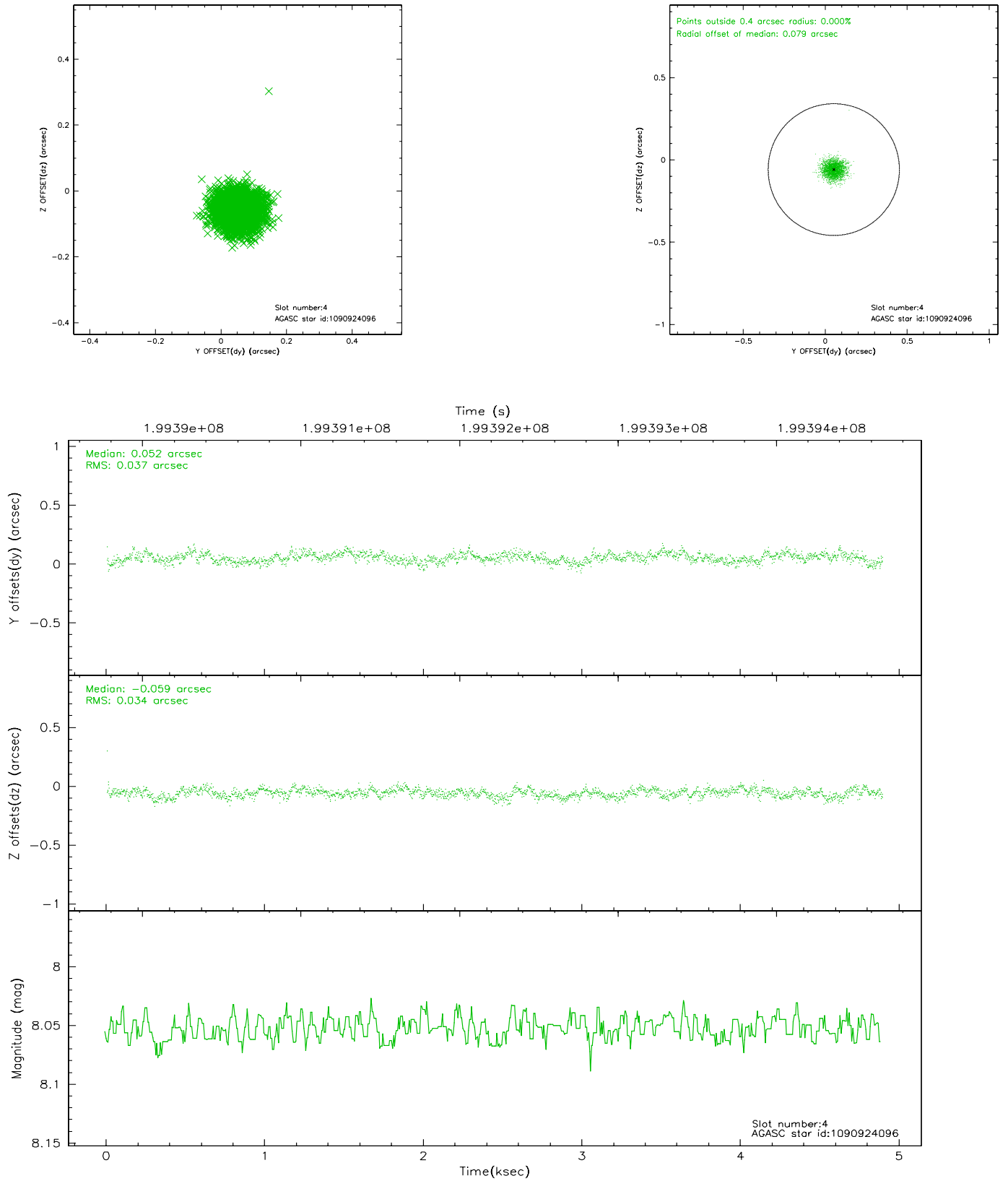
slot	status	id	mag	n_pts	med_dy	med_dz	dr1	dr2	ra	dec	mean_y	mean_z
0	FID	ACIS-I-1	7.24	1194	-0.019	0.022	0.010	0.017	0.000000	0.000000	933.60	-833.64
1	FID	ACIS-I-4	7.18	1194	0.041	0.017	0.009	0.014	0.000000	0.000000	2154.39	1065.54
2	FID	ACIS-I-5	7.23	1194	-0.120	0.031	0.007	0.013	0.000000	0.000000	-1812.90	1064.82
3	GUIDE	1090921280	9.09	2387	0.005	-0.078	0.076	0.123	244.365071	-50.638328	605.72	1155.90
4	GUIDE	1090924096	8.05	2387	0.052	-0.059	0.054	0.086	243.849549	-51.016855	-1182.91	980.53
5	GUIDE	1090924384	8.06	2387	0.153	-0.147	0.059	0.091	243.330505	-50.934017	-1835.89	2004.18
6	GUIDE	1091057912	9.15	2384	-0.174	0.186	0.080	0.126	245.642757	-51.112070	1486.50	-2091.85
7	GUIDE	1091059112	9.07	2384	-0.040	0.098	0.078	0.128	245.180420	-50.736664	1692.69	-395.01

2.4 Star Slots

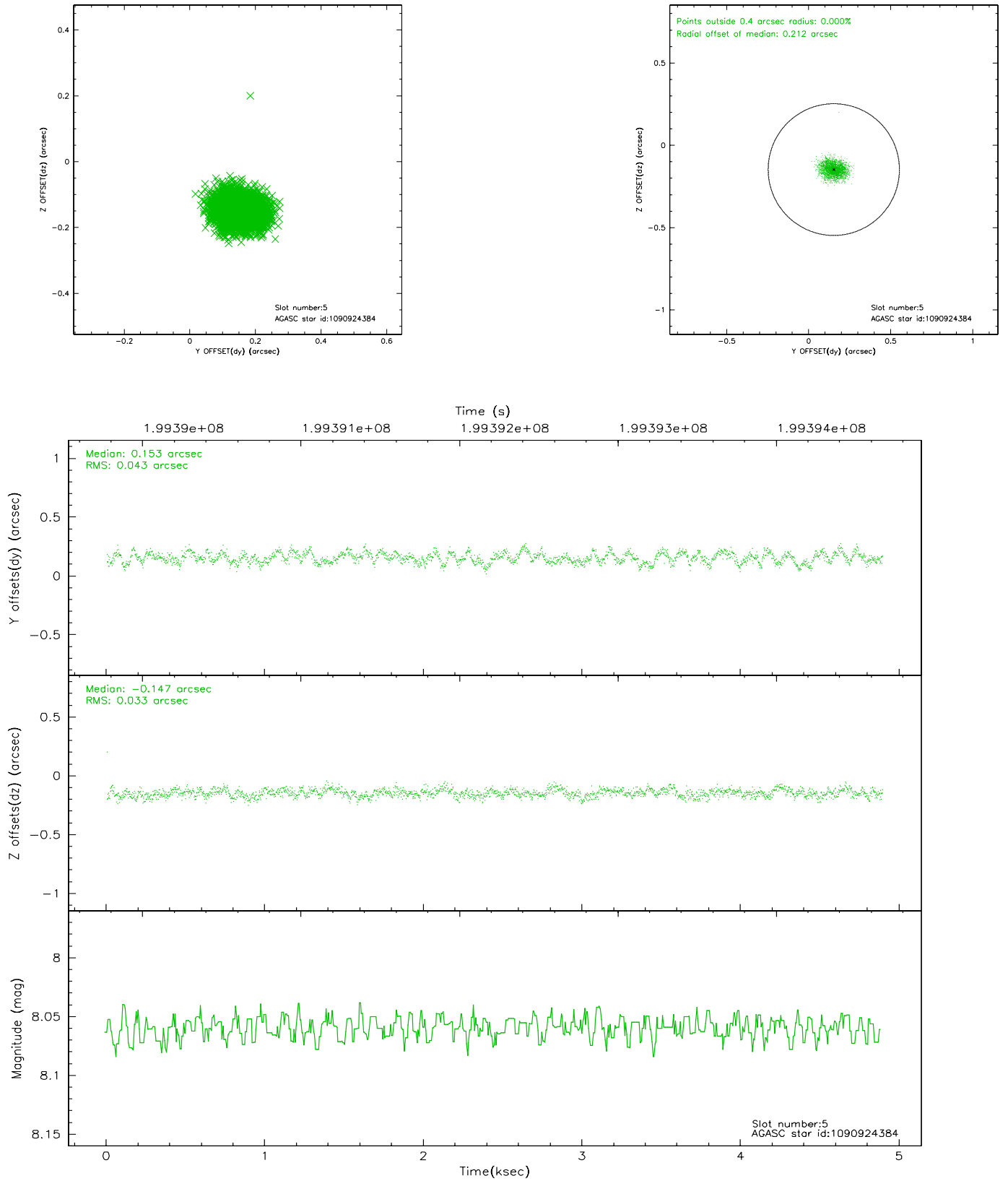
2.4.1 Slot 3



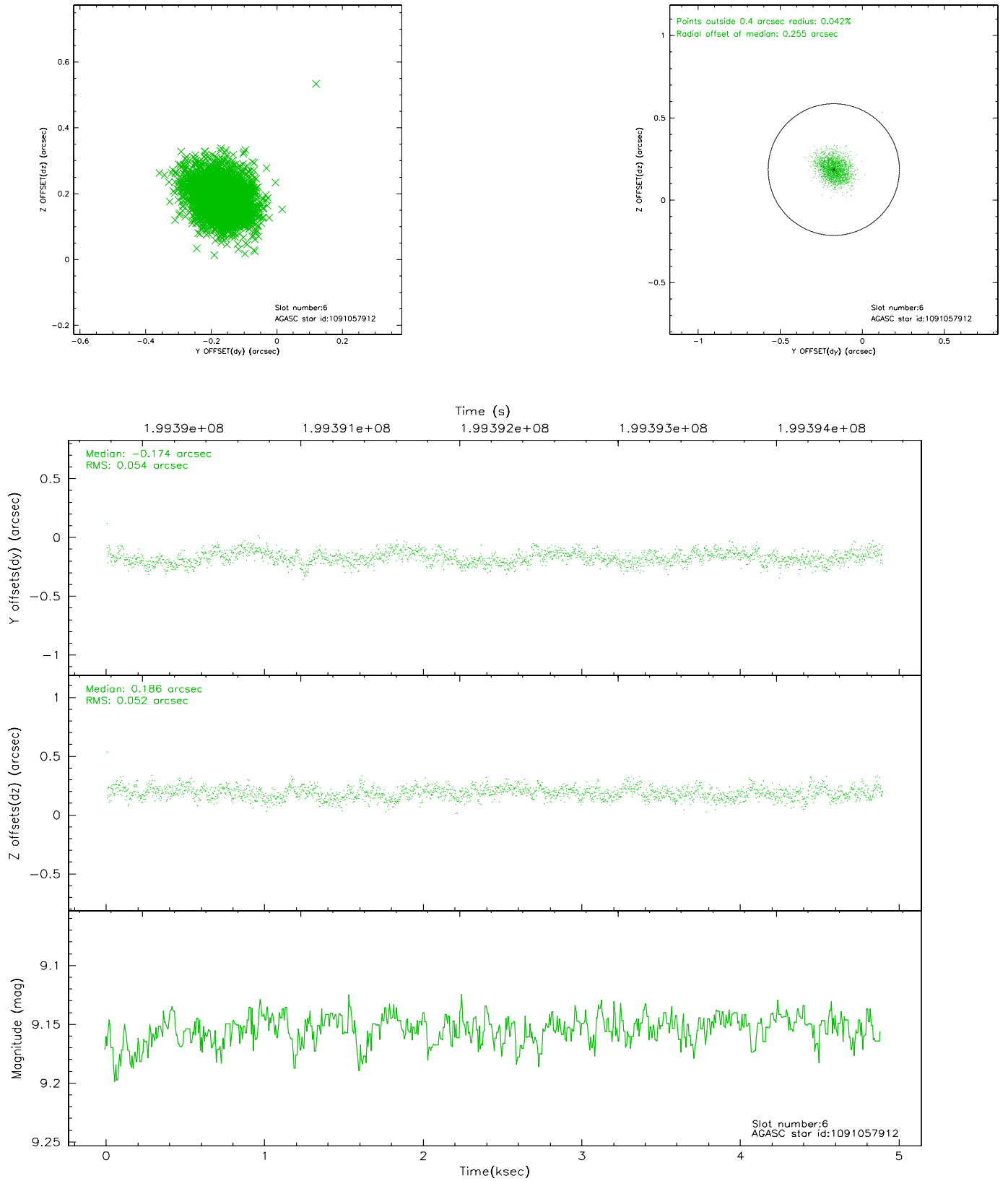
2.4.2 Slot 4



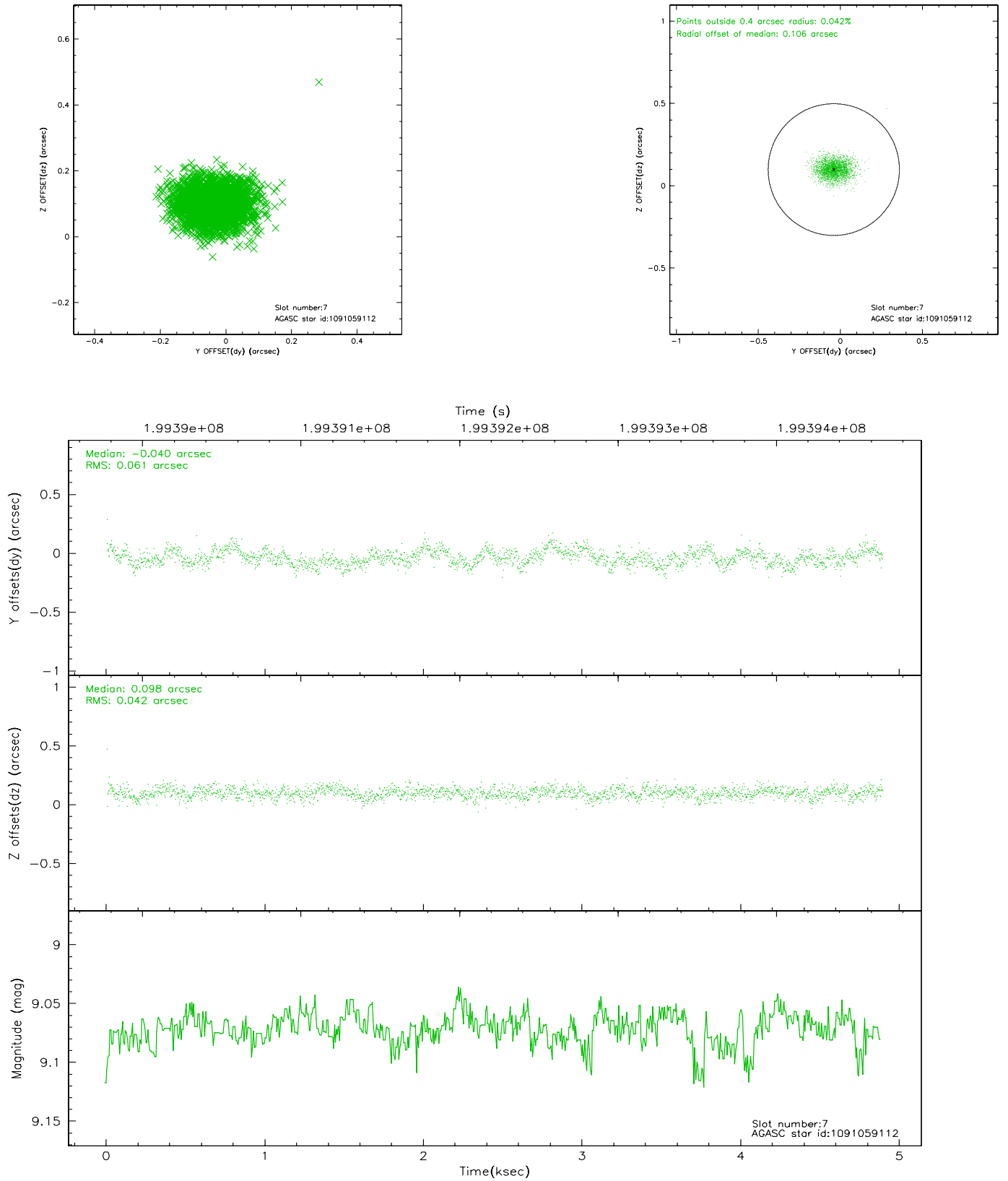
2.4.3 Slot 5



2.4.4 Slot 6

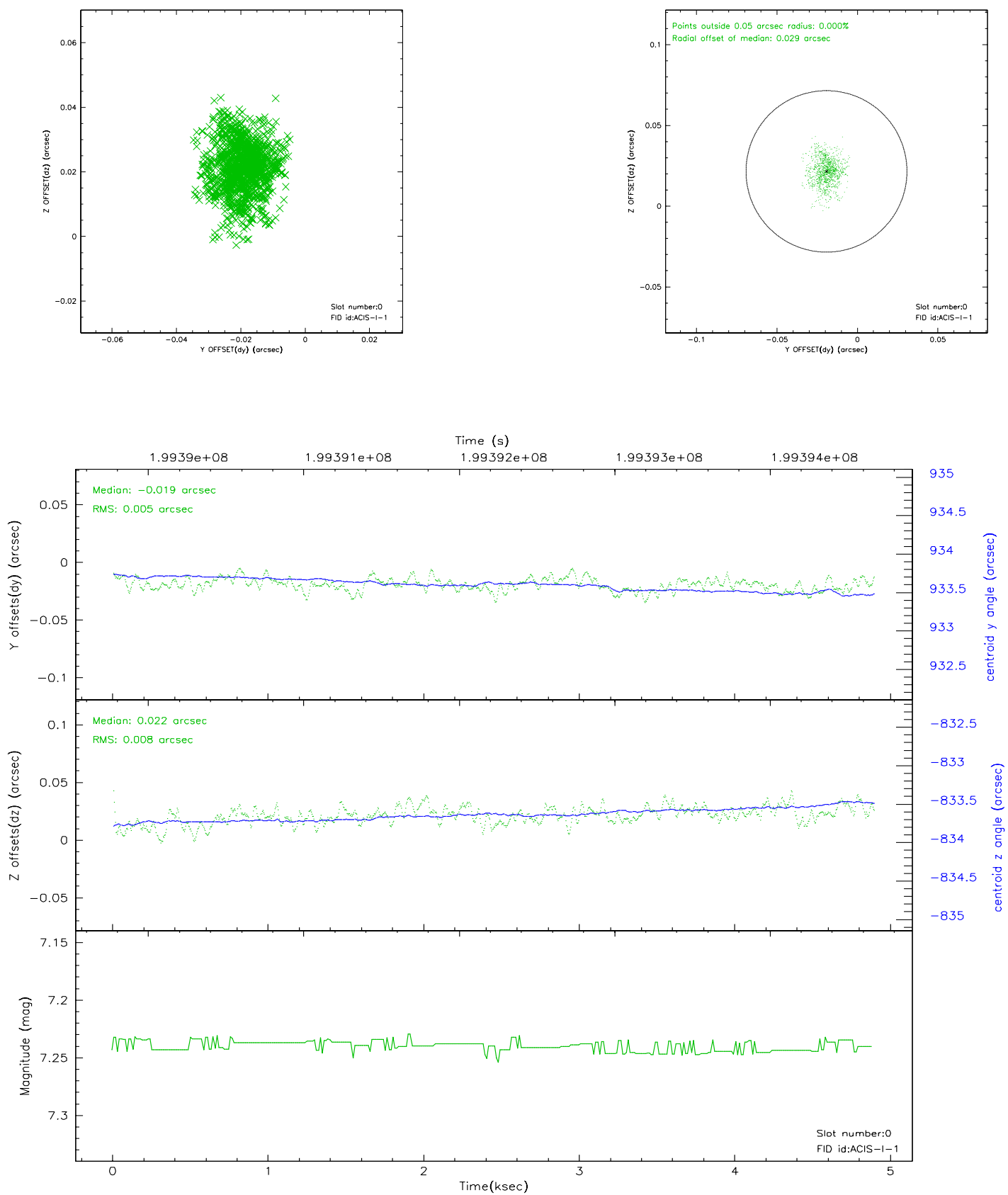


2.4.5 Slot 7

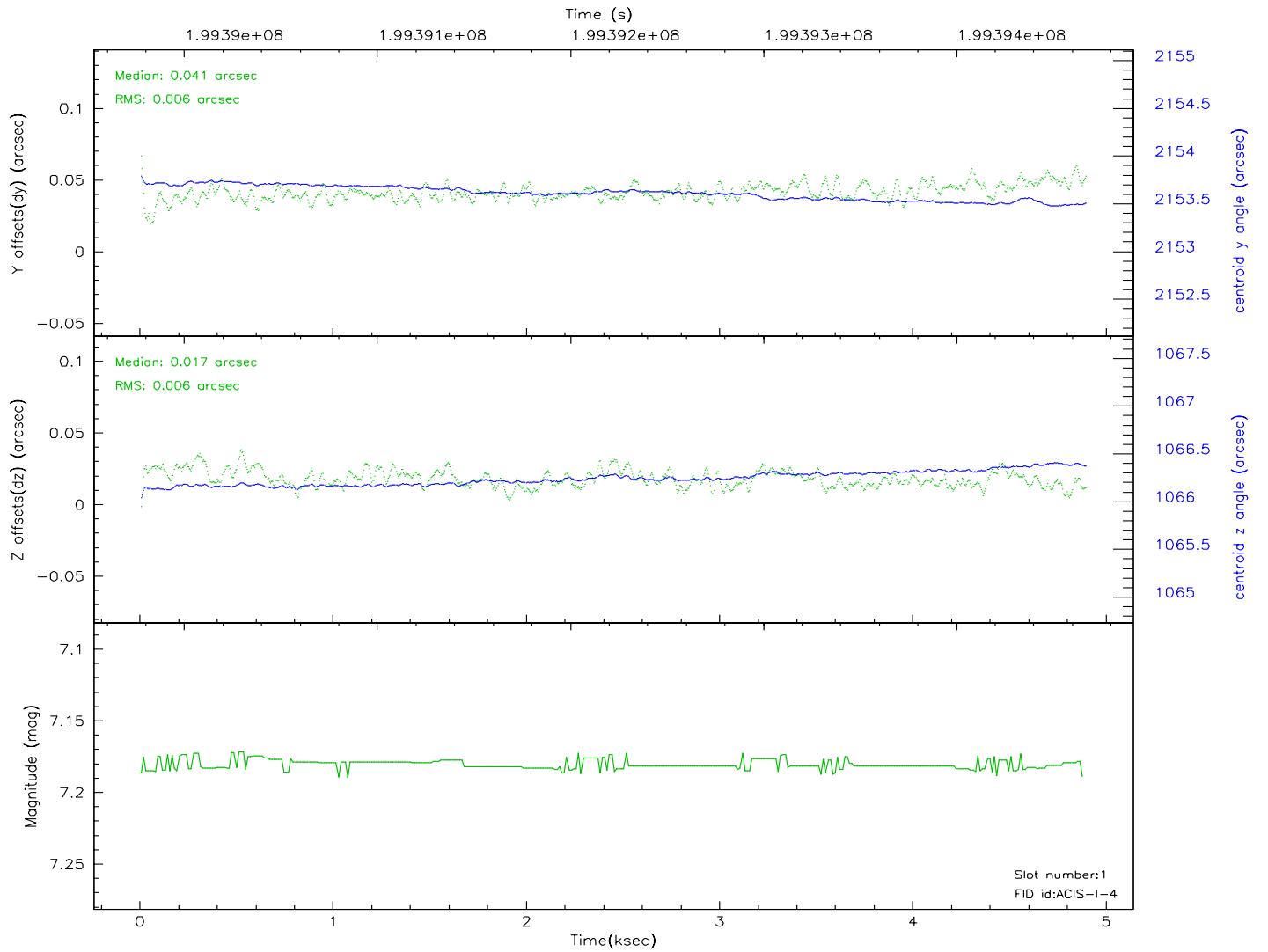
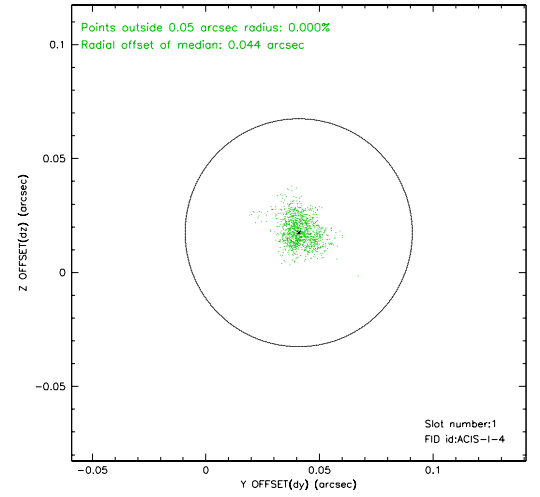
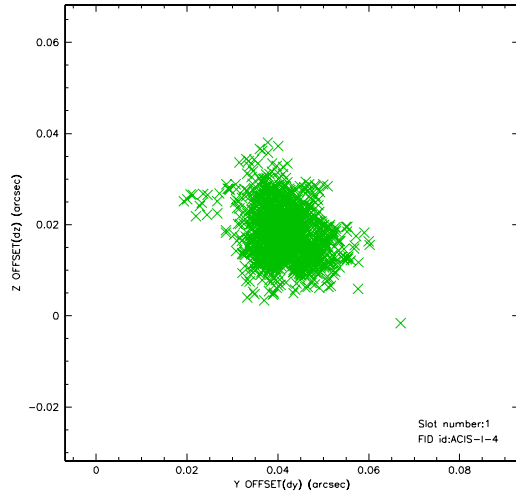


2.5 FID Slots

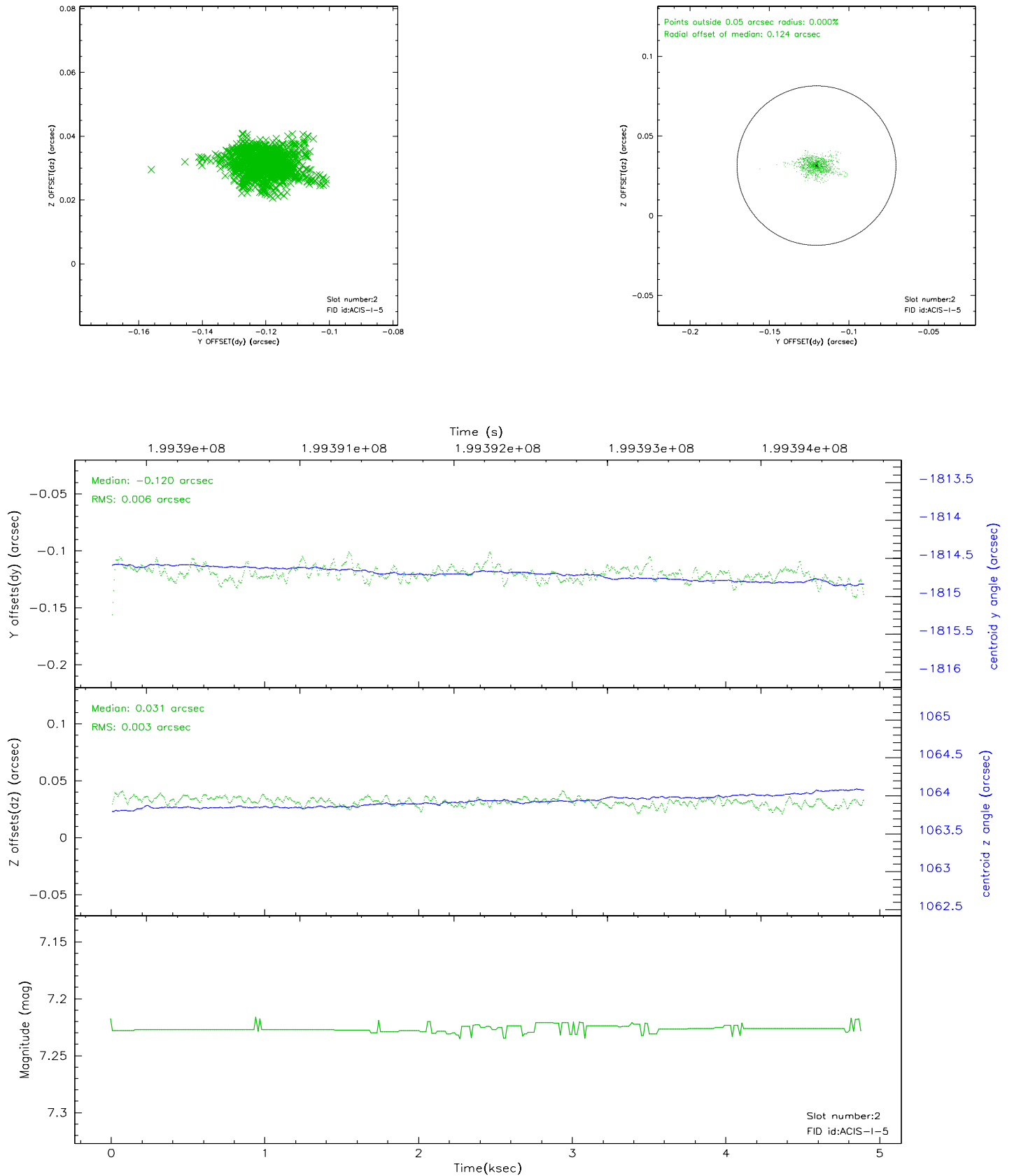
2.5.1 Slot 0



2.5.2 Slot 1




2.5.3 Slot 2



3 Point Sources

7.07 arcmin



A Summary

A.1 Status

V&V Scientist	Beth Sundheim
V&V Date (YYYY-MM-DD)	2006.05.21
V&V Edition	1
V&V Disposition and Status	OK
V&V Charge Time	4.89

A.2 Comments