

# V&V Reference Report

## L2 ASCDS Version : 10.9.1

Observation 4520 - L2 Version 5  
Chandra X-Ray Center

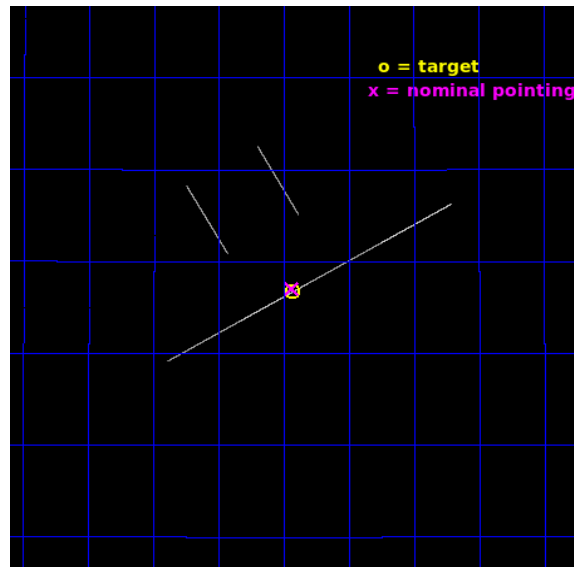
L2 Processing Date : Sep 26 2020

## Contents

<b>1</b>	<b>Front</b>	<b>2</b>
<b>2</b>	<b>OBI</b>	<b>3</b>
2.1	OBI . . . . .	3
2.1.1	Images . . . . .	3
2.1.2	Parameters . . . . .	4
2.1.3	Events . . . . .	4
2.2	Compared Parameters . . . . .	5
2.3	Aspect . . . . .	6
2.4	Star Slots . . . . .	9
2.4.1	Slot 3 . . . . .	9
2.4.2	Slot 4 . . . . .	10
2.4.3	Slot 5 . . . . .	11
2.4.4	Slot 6 . . . . .	12
2.4.5	Slot 7 . . . . .	13
2.5	FID Slots . . . . .	14
2.5.1	Slot 0 . . . . .	14
2.5.2	Slot 1 . . . . .	15
2.5.3	Slot 2 . . . . .	16
<b>A</b>	<b>Summary</b>	<b>17</b>
A.1	Status . . . . .	17
A.2	Comments . . . . .	17

# 1 Front

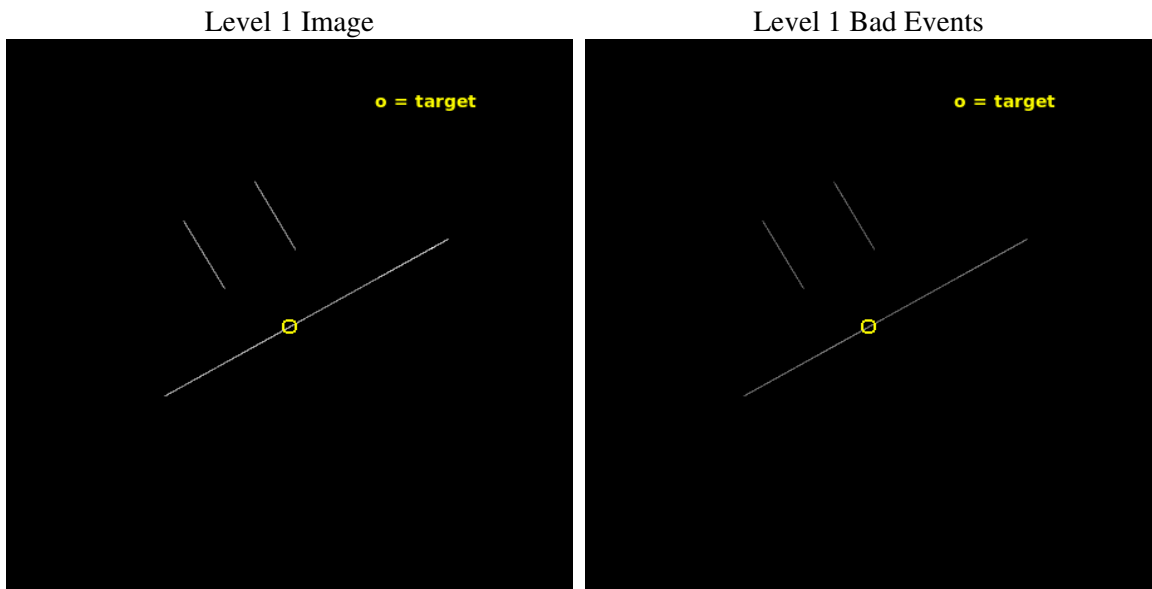
seq_num	300114	Sequence number
obs_id	4520	Observation id
title	Continued Monitoring of the Orbital Evolution of RX J1914.4+2456	P
observer	Tod Strohmayer	Principal investigator
object	RX J1914.4+2456	Source name
ra_targ	288.60875	Observer's specified target RA [deg]
dec_targ	24.945444	Observer's specified target Dec [deg]
ra_nom	288.60949424206	Nominal RA [deg]
dec_nom	24.950527032284	Nominal Dec [deg]
roll_nom	149.96135788168	Nominal Roll [deg]
revision	5	Processing version of data
ontime	14661.25	Sum of GTIs [s]
livetime	14603.979492188	Livetime [s]
ontime2	14661.25	Sum of GTIs [s]
ontime3	14661.25	Sum of GTIs [s]
ontime5	14661.25	Sum of GTIs [s]
ontime6	14661.25	Sum of GTIs [s]
ontime7	14661.25	Sum of GTIs [s]
ontime8	14661.25	Sum of GTIs [s]
l2events	192819	Number of level 2 events



## 2 OBI

### 2.1 OBI

#### 2.1.1 Images



### 2.1.2 Parameters

obi_num	0	Obi number	sched_exp_time	14484.000000	[s] Scheduled observation exposure time
ascdsver	10.9.1	Processing system revision	ontime	14661.25	Sum of GTIs [s]
caldsver	4.9.2	&#160	ontime2	14661.25	Sum of GTIs [s]
date	2020-09-26T12:13:34	Date and time of file creation	ontime3	14661.25	Sum of GTIs [s]
revision	5	Processing version of data	ontime5	14661.25	Sum of GTIs [s]
			ontime6	14661.25	Sum of GTIs [s]
			ontime7	14661.25	Sum of GTIs [s]
			ontime8	14661.25	Sum of GTIs [s]
			l1events	316995	Number of level 1 events

### 2.1.3 Events

	ccd 2	ccd 3	ccd 5	ccd 6	ccd 7	ccd 8
level 1 events	21784	23939	125037	23683	77153	45399
rejected events	4973	5485	14962	5738	14165	8769
rejected %	22%	22%	11%	24%	18%	19%

	ccd 2	ccd 3	ccd 5	ccd 6	ccd 7	ccd 8
grade 0 events	2143	2267	35149	2006	5495	7117
	9%	9%	28%	8%	7%	15%
grade 1 events	57	73	112	82	108	171
	0%	0%	0%	0%	0%	0%
grade 2 events	6964	7442	29921	7354	17364	12254
	31%	31%	23%	31%	22%	26%
grade 3 events	2408	2847	1644	2363	2927	4435
	11%	11%	1%	9%	3%	9%
grade 4 events	2298	2396	1586	2266	2957	4312
	10%	10%	1%	9%	3%	9%
grade 5 events	3953	4327	8955	4630	10733	6411
	18%	18%	7%	19%	13%	14%
grade 6 events	3961	4587	47670	4982	37569	10699
	18%	19%	38%	21%	48%	23%
grade 7 events	0	0	0	0	0	0
	0%	0%	0%	0%	0%	0%

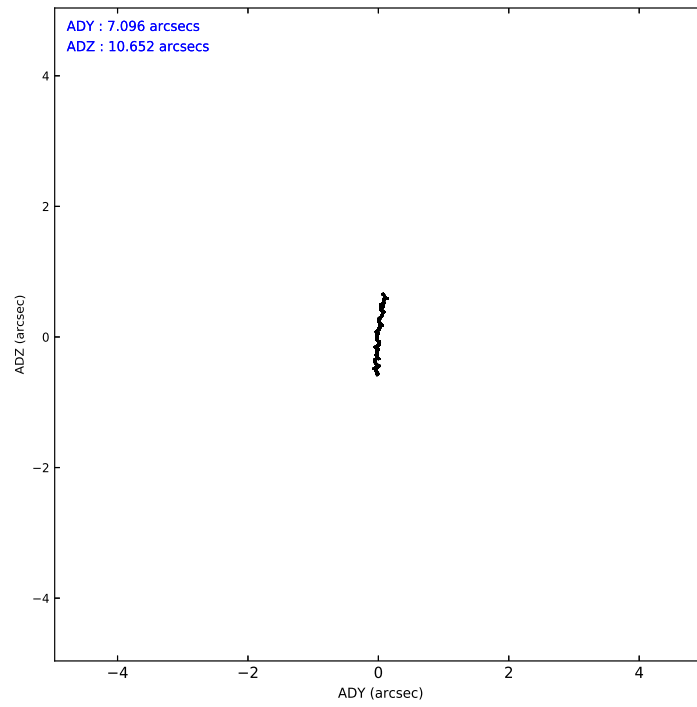
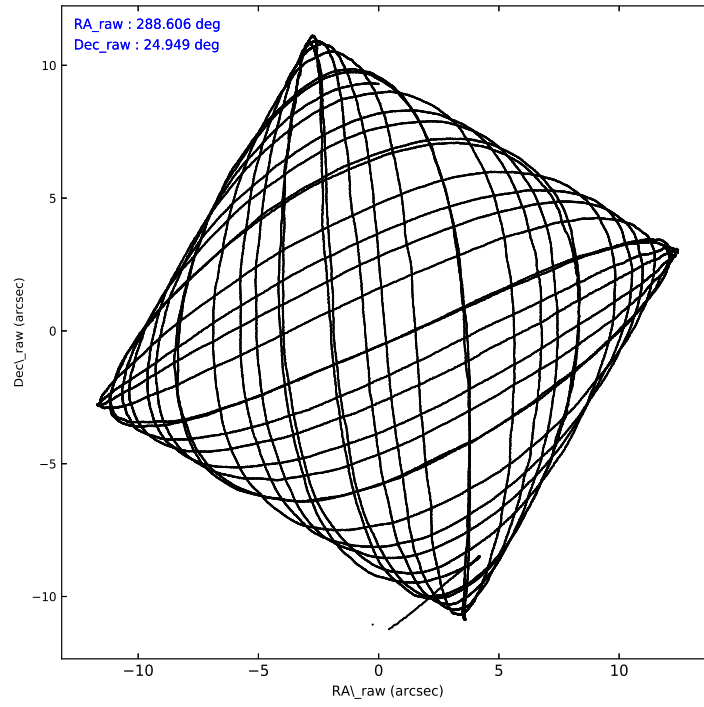


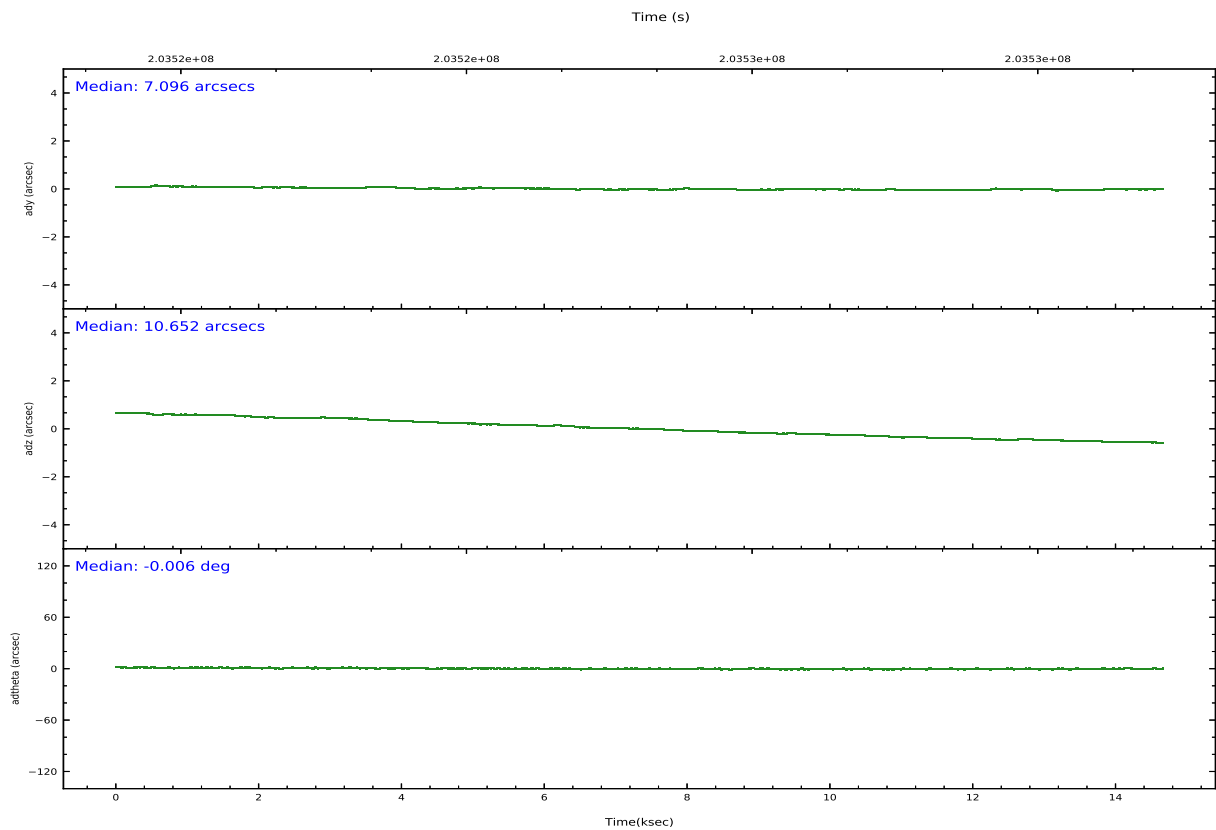
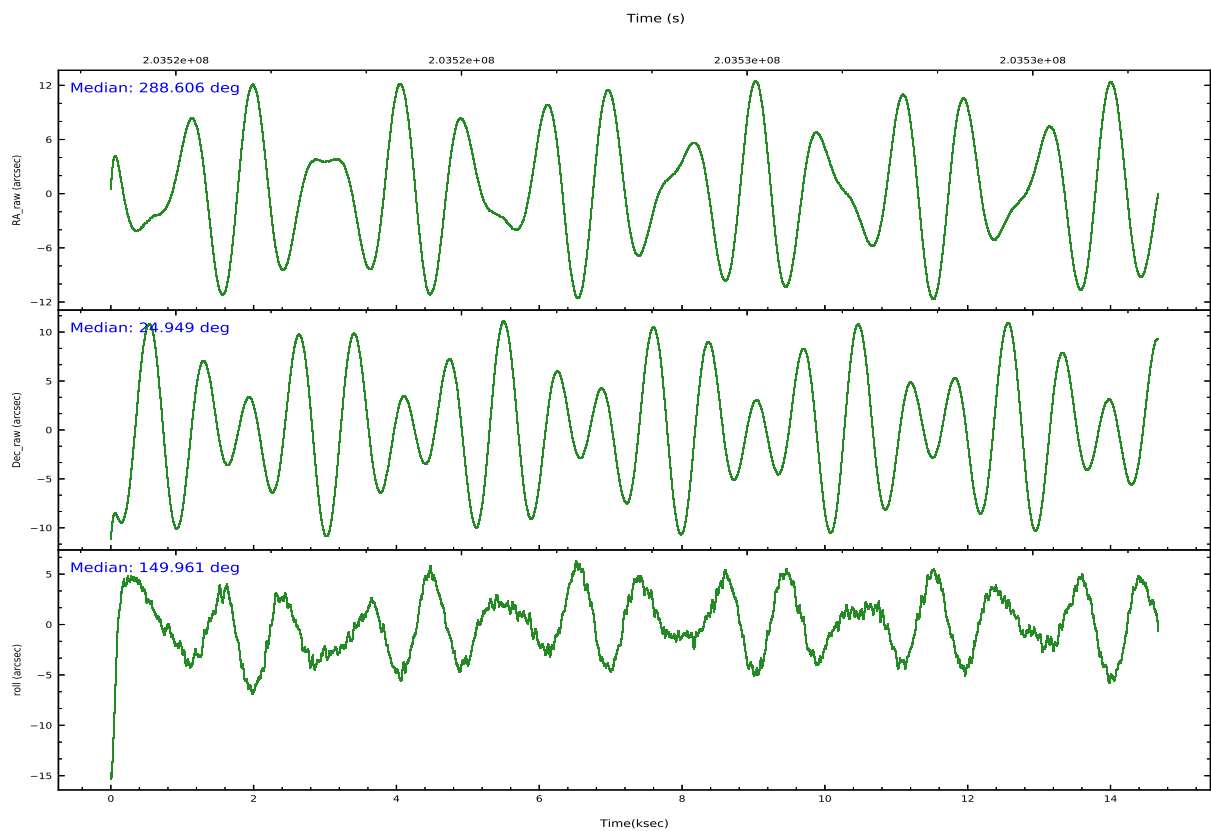
## 2.2 Compared Parameters

Parameter	Planned	Actual
Instrument	ACIS	ACIS
Detector	ACIS-235678	ACIS-235678
Grating	NONE	NONE
Data mode	CC33_GRADED	CC33_GRADED
Observation mode	POINTING	POINTING
[deg] Pointing RA	288.635865	288.60949424206
[deg] Pointing Dec	24.949262	24.950527032284
[deg] Pointing Roll	149.790386	149.96135788168
[mm] SIM focus pos	-0.684267	-0.6828225247311905
[mm] SIM defocus	0	0.001444936568705701
[mm] SIM translation stage pos	-190.132523	-190.1425803651734
[mm] SIM translation stage offset	0	0.01005778216563158
[s] Observation start time (MET)	203519272.184000	203518274.43462
Observation start date	2004-06-13T13:06:48	2004-06-13T12:51:14
[s] Observation end time (MET)	203533756.184000	203534540.16034
Observation end date	2004-06-13T17:08:12	2004-06-13T17:22:20
Read mode	CONTINUOUS	CONTINUOUS

Parameter	Planned	Actual
Obspar version number	8	8
Obspar file type	PREDICTED	ACTUAL
Obspar update status	NONE	UPDATED
Number of optional ACIS chips dropped	0	0
On-chip summing requested	N	N
Subarray requested	NONE	NONE
Alternating exposures requested	N	N
[s] Primary exposure time	0.000000	0

## 2.3 Aspect



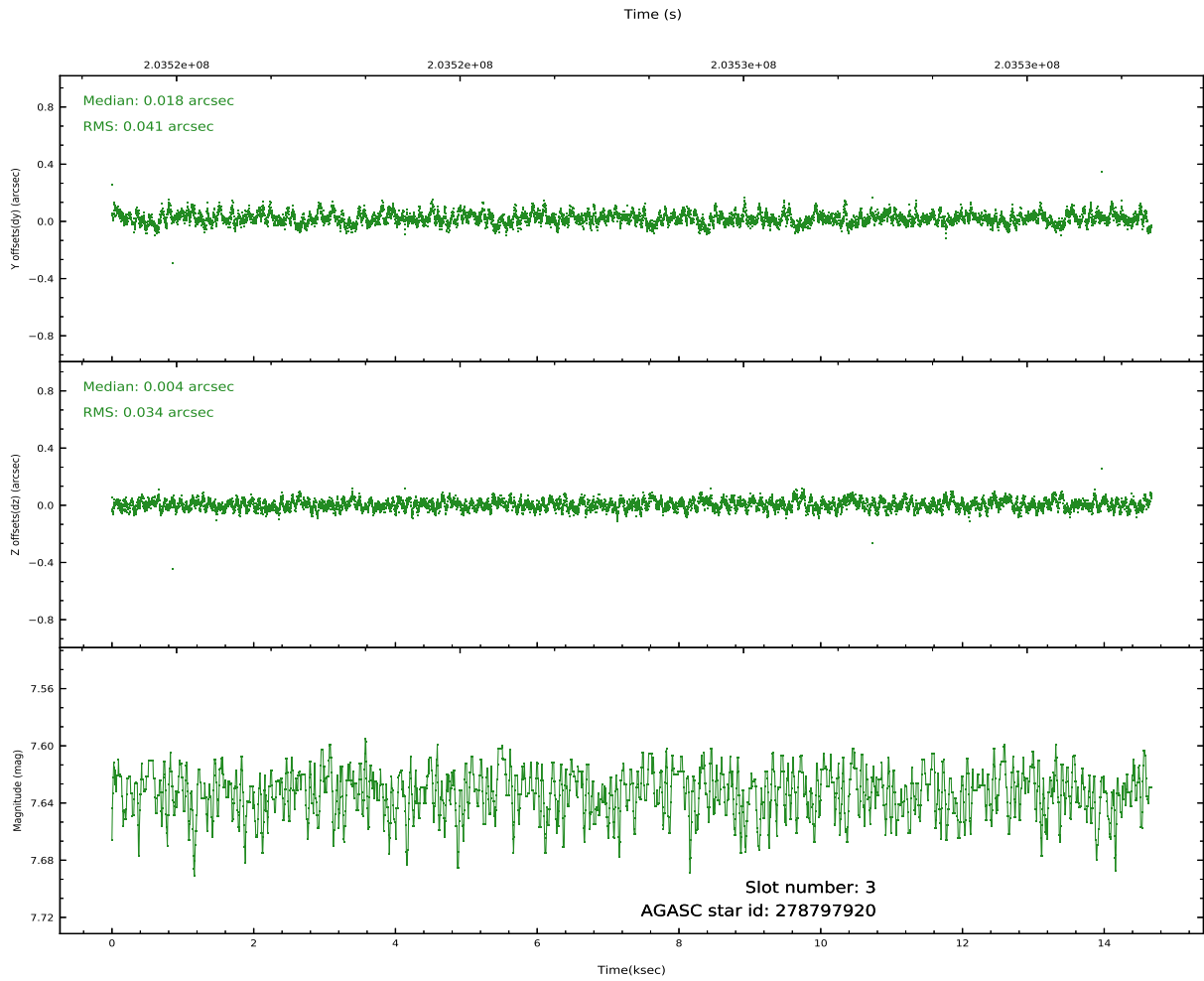
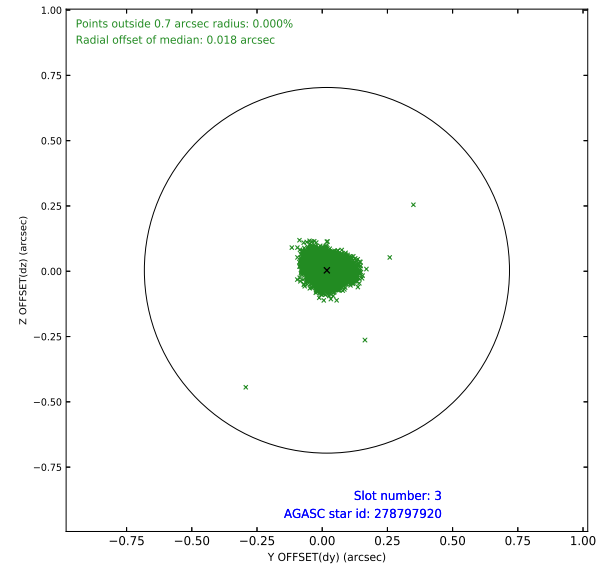
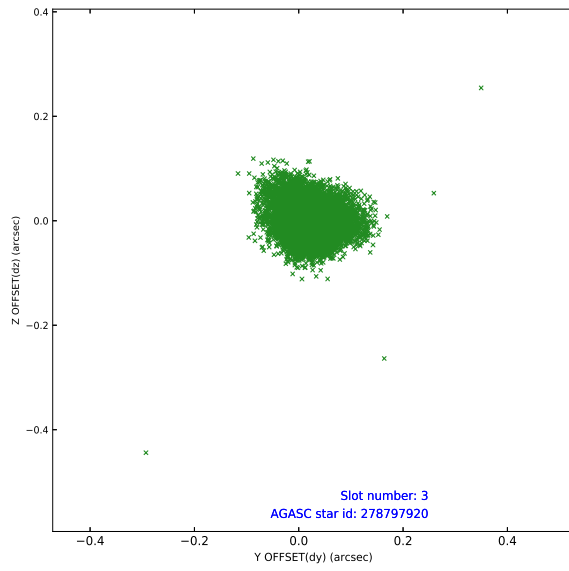


Slot Statistics

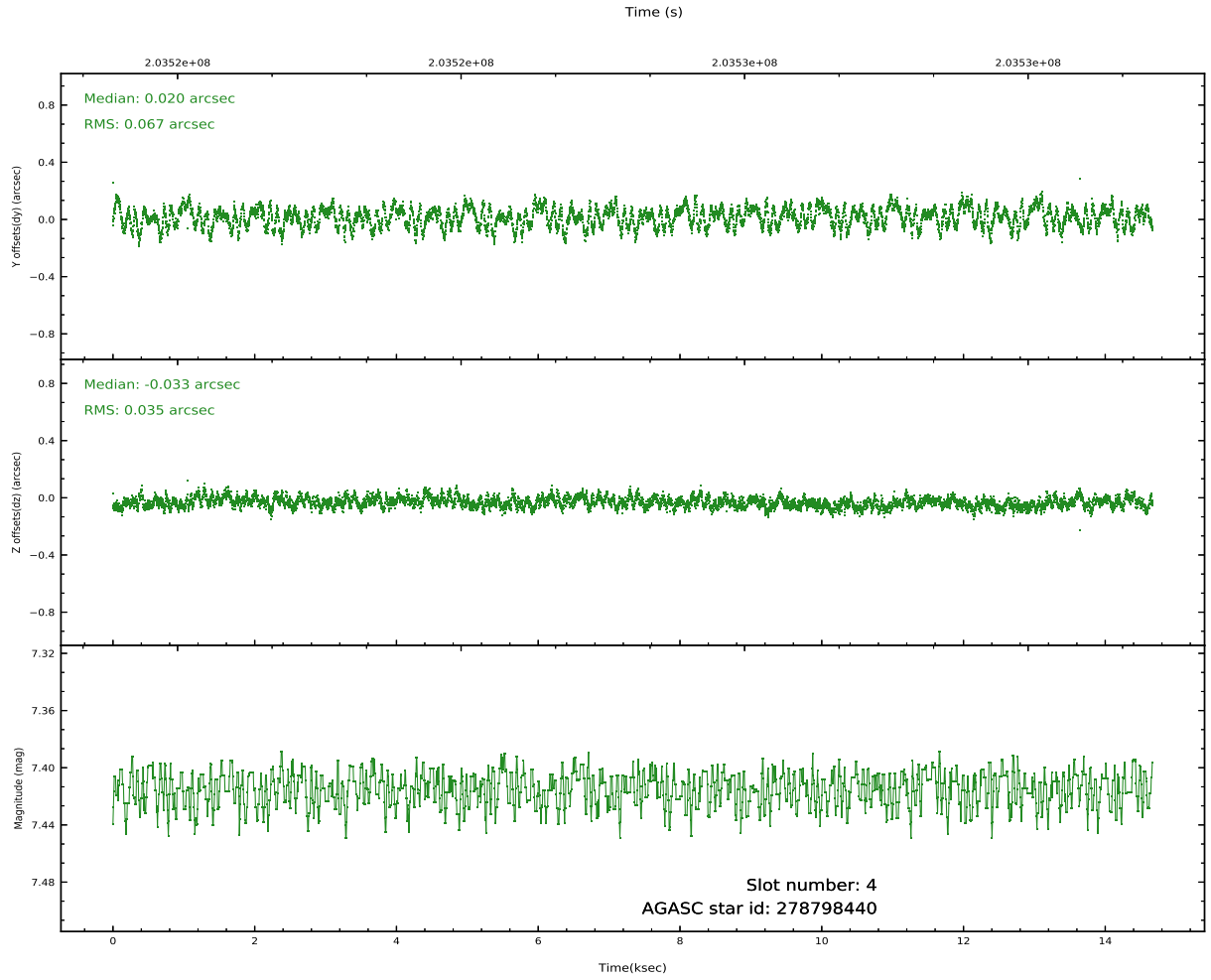
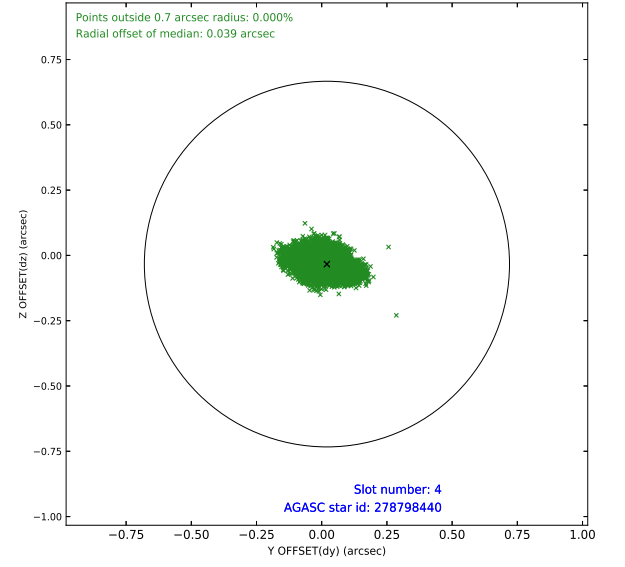
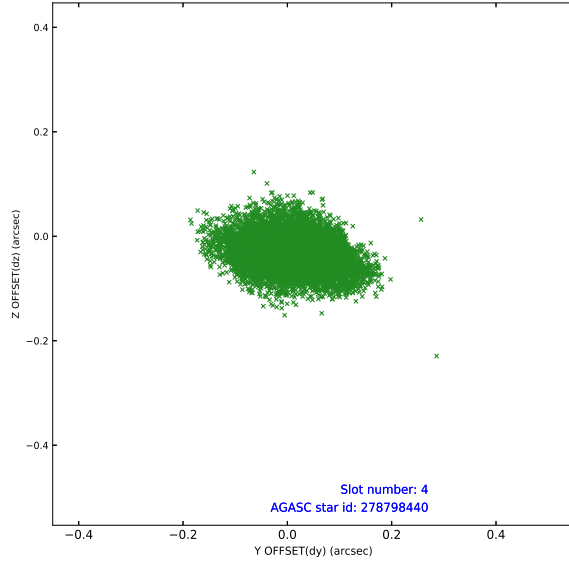
pt	status	used	id	mag	n_pts	frac_pts	med_dy	med_dz	dr1	dr2	ra	dec	mean_y	mea
0	FID		ACIS-S-2	7.10	3578	1.000	-0.075	-0.049	0.008	0.013	0.000000	0.000000	-759.87	-1731
1	FID		ACIS-S-4	7.20	3578	1.000	0.129	0.049	0.007	0.013	0.000000	0.000000	2153.40	176
2	FID		ACIS-S-5	7.23	3578	1.000	-0.086	0.009	0.008	0.013	0.000000	0.000000	-1812.39	170
3	GUIDE	used	278797920	7.63	7155	1.000	0.018	0.004	0.056	0.091	288.580174	25.013203	273.05	-107
4	GUIDE	used	278798440	7.41	7153	1.000	0.020	-0.033	0.080	0.131	288.472447	25.758823	1925.00	-2252
5	GUIDE	used	278954448	7.74	7154	1.000	-0.055	0.012	0.056	0.085	289.033961	24.779147	-1431.32	-126
6	GUIDE	used	278795448	8.95	7156	1.000	0.012	0.023	0.072	0.118	287.699473	24.798355	2376.22	2000
7	GUIDE	used	278953272	8.35	7153	1.000	0.010	-0.008	0.067	0.107	289.216166	24.729034	-2036.12	-272

## 2.4 Star Slots

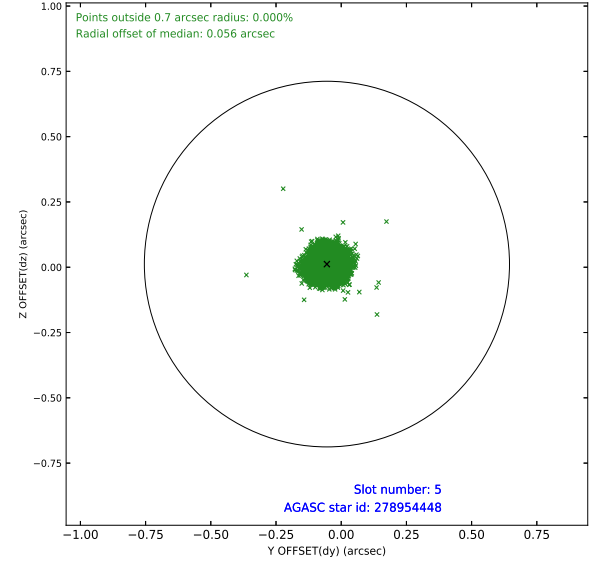
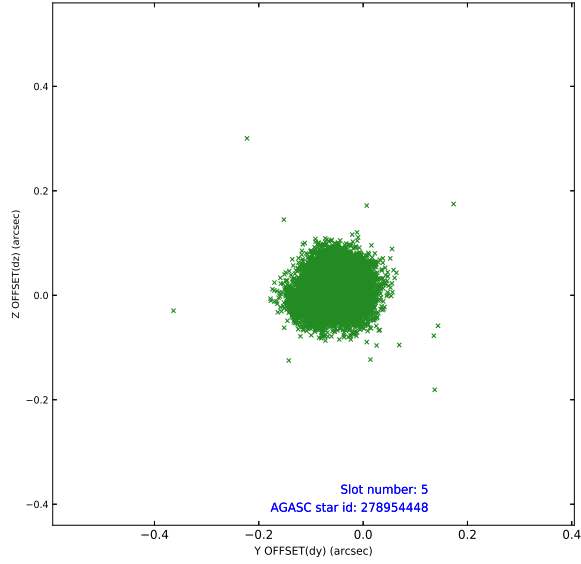
### 2.4.1 Slot 3



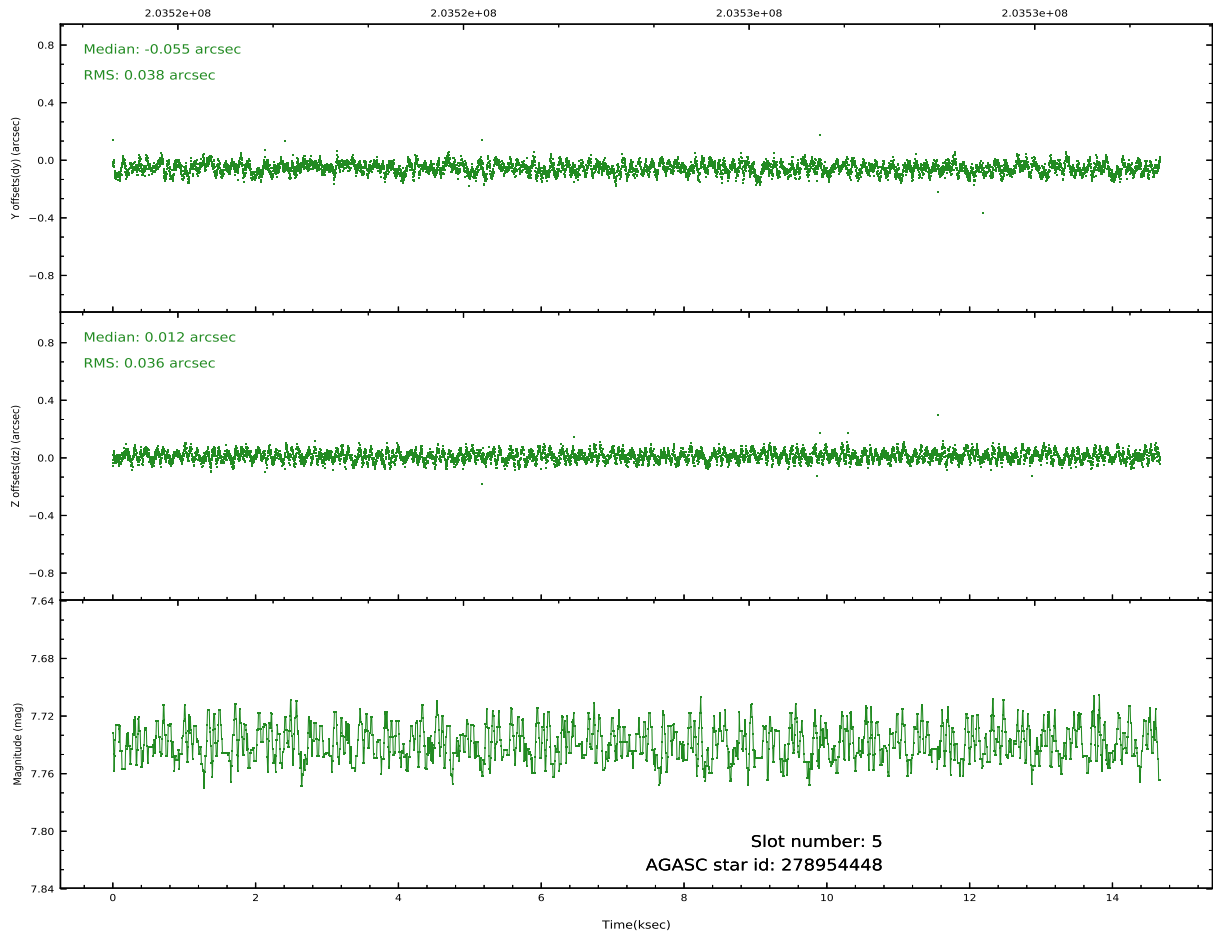
## 2.4.2 Slot 4



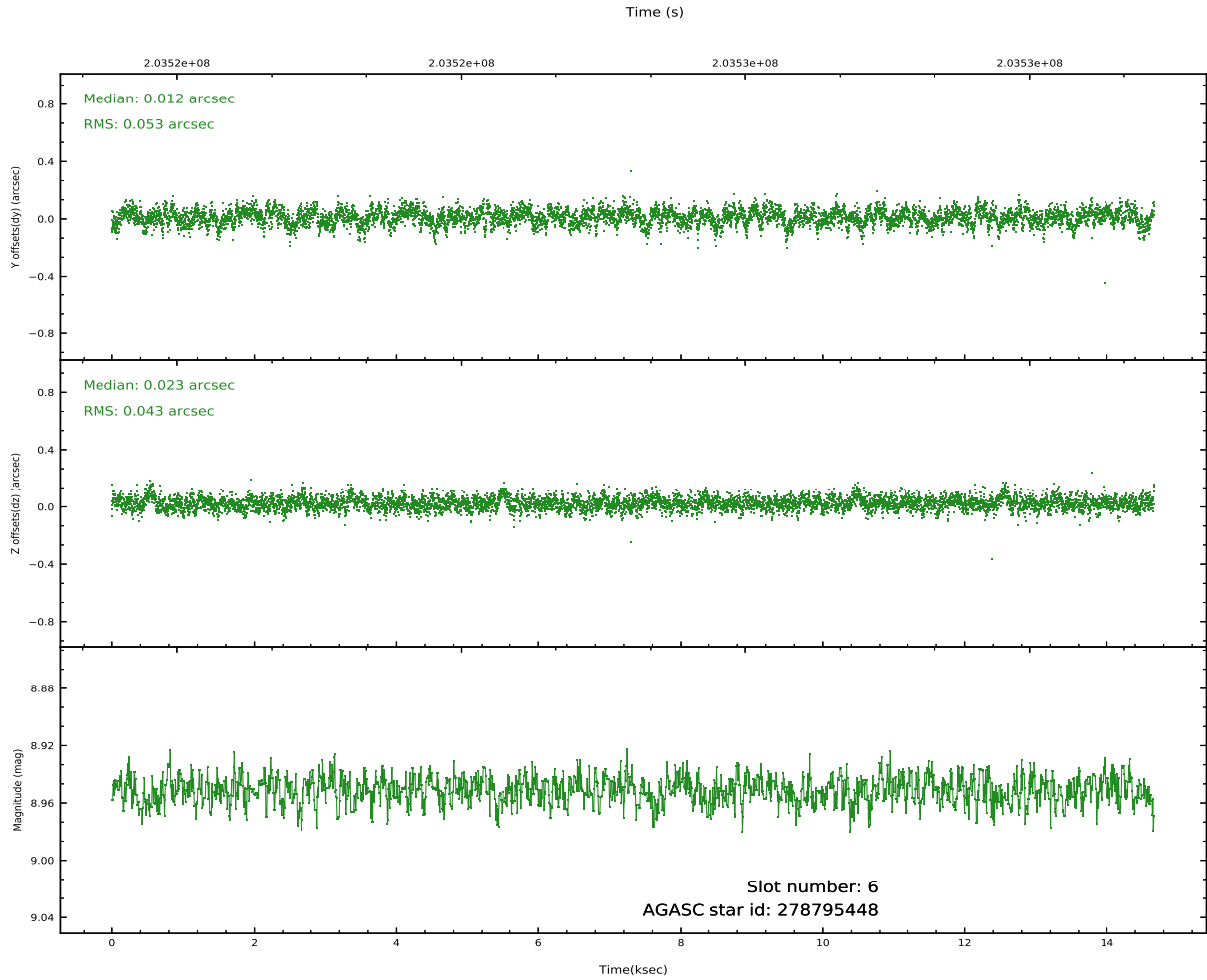
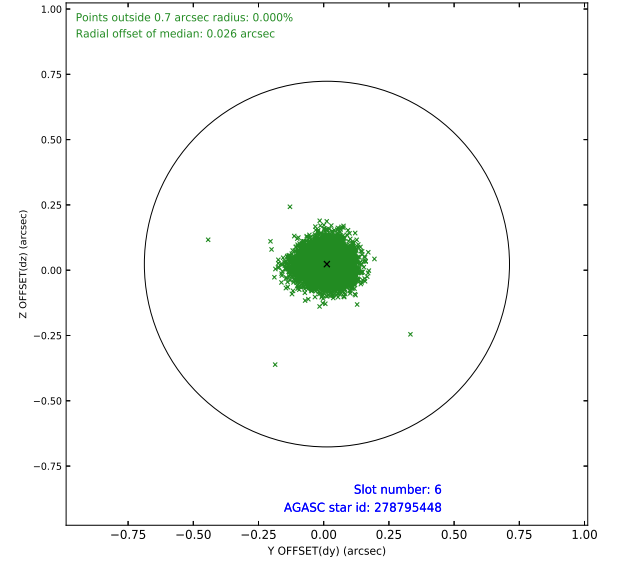
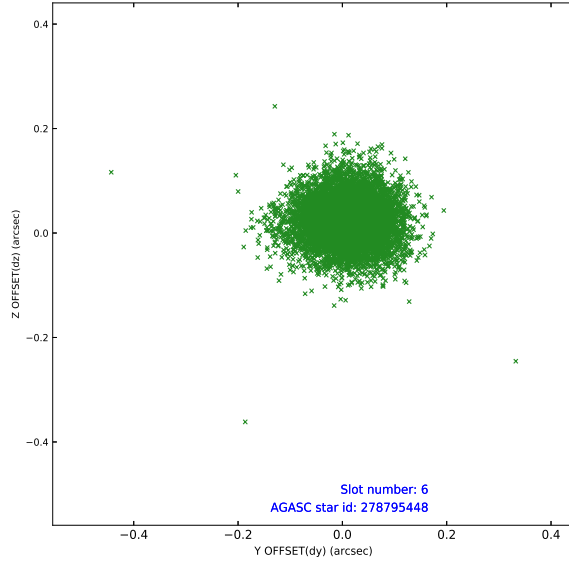
## 2.4.3 Slot 5



Time (s)

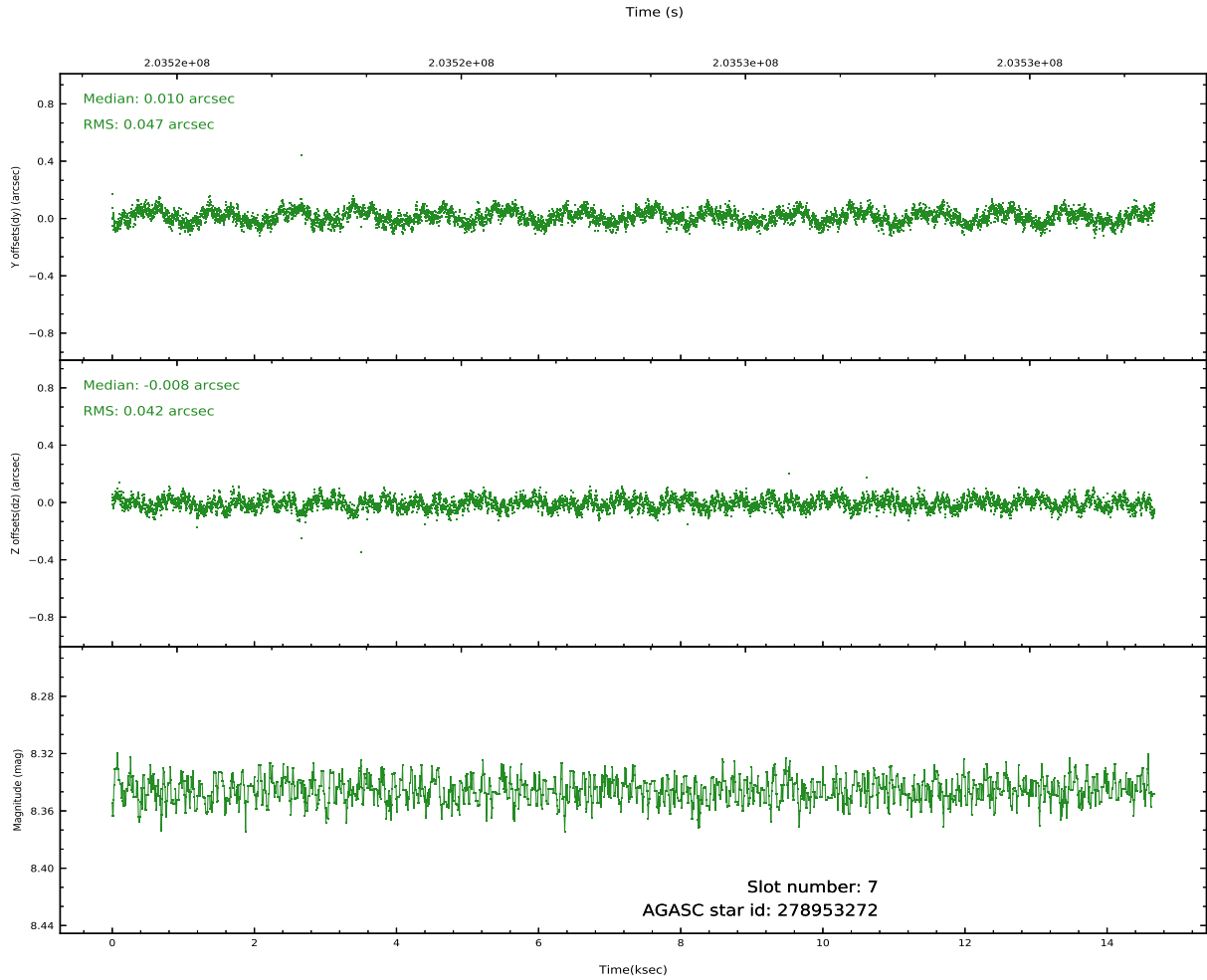
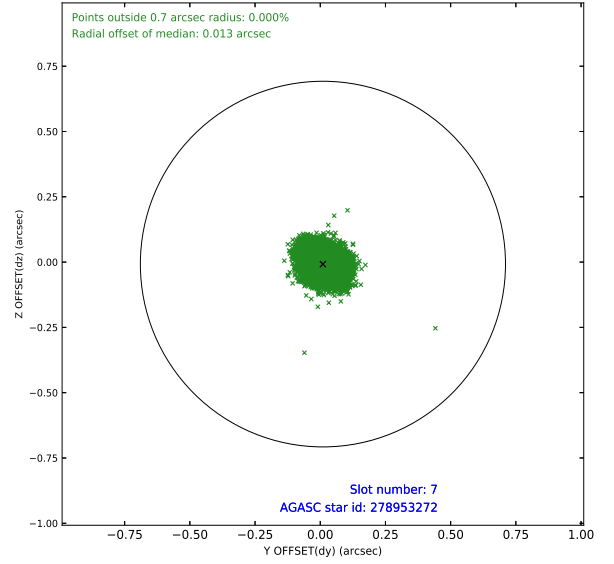
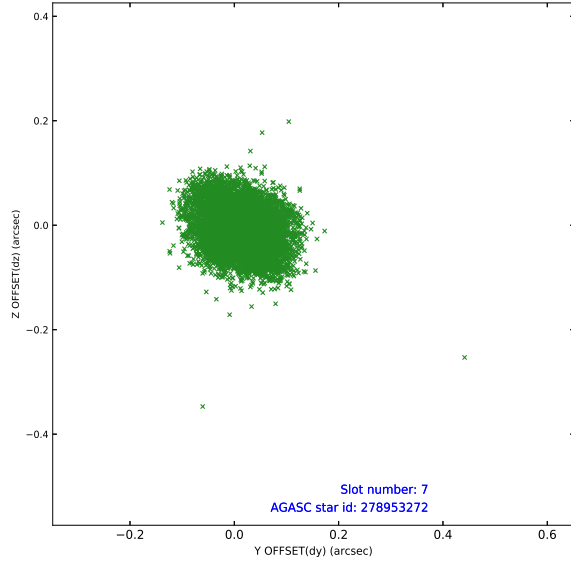


## 2.4.4 Slot 6



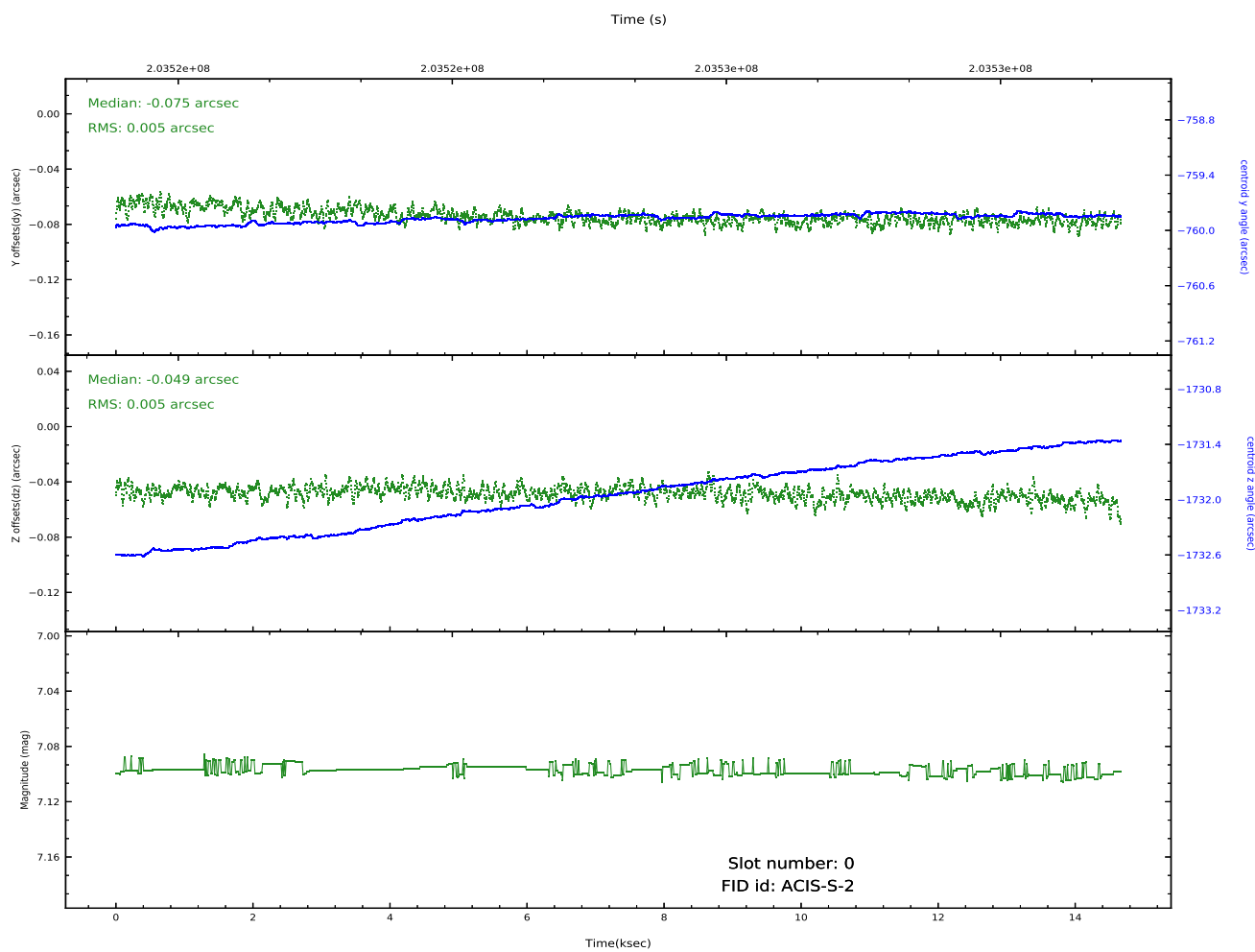
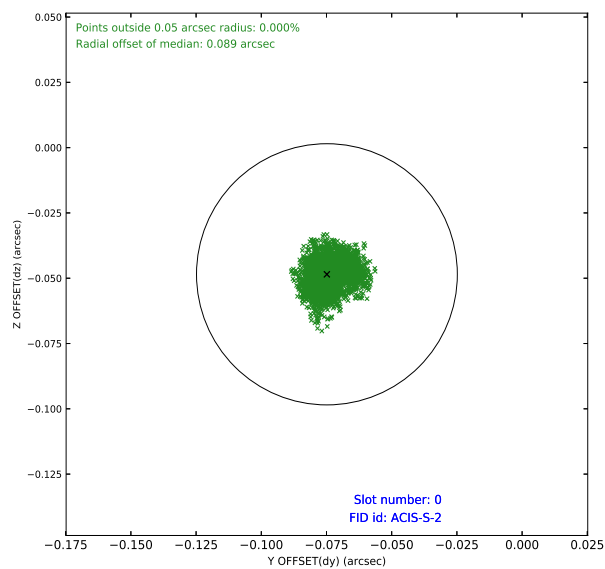
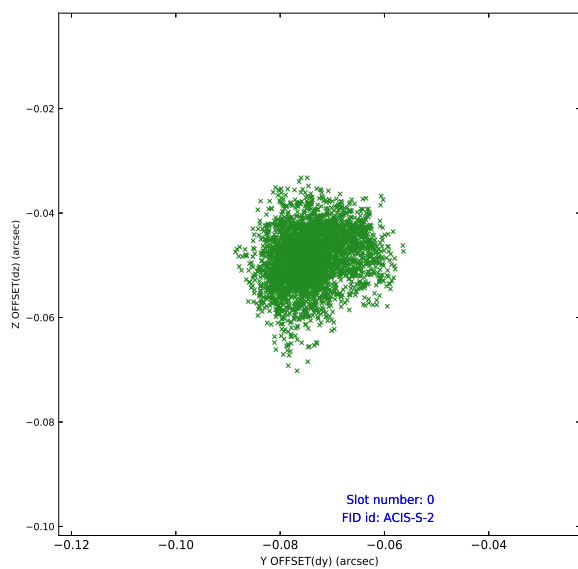


## 2.4.5 Slot 7

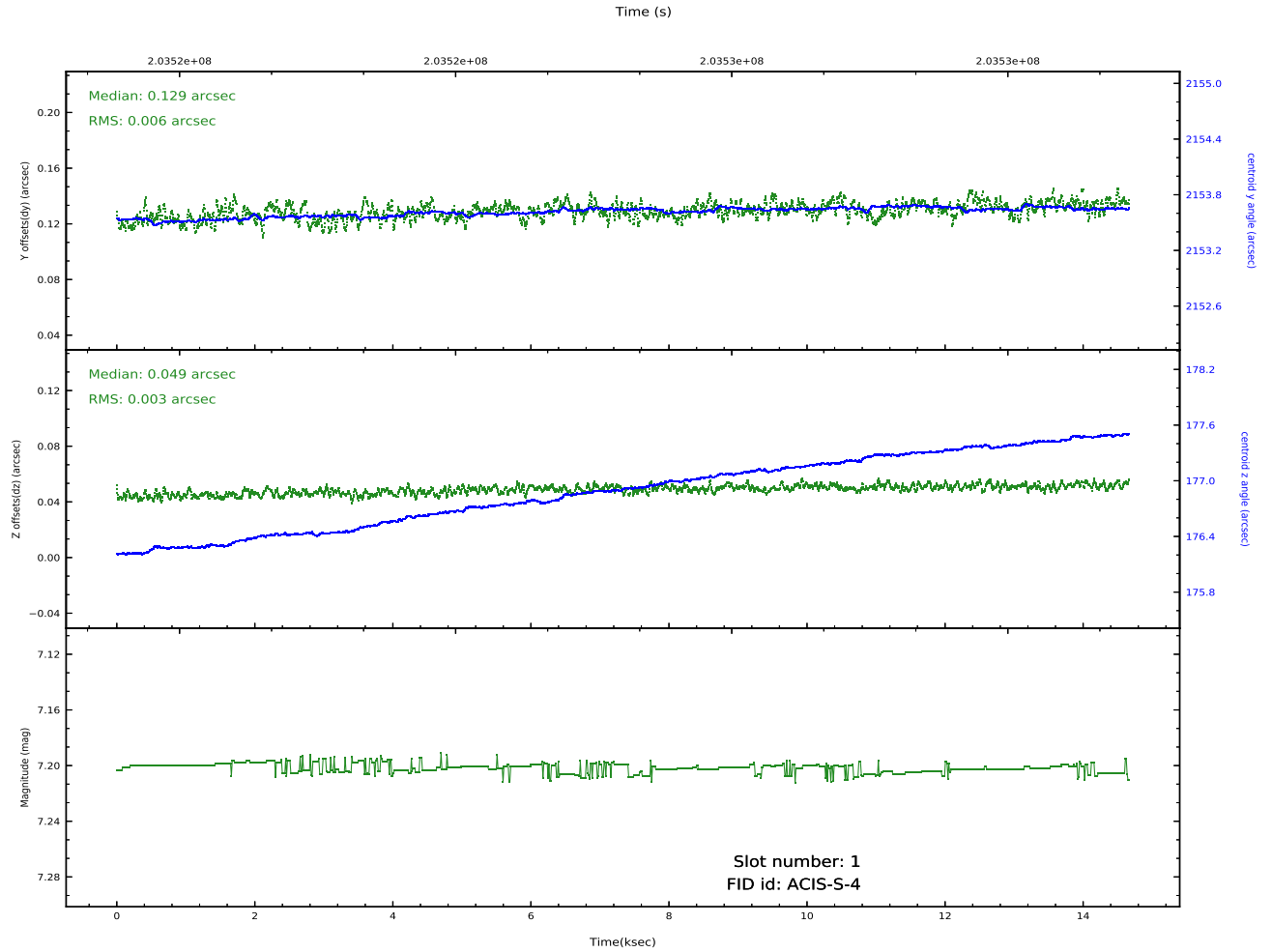
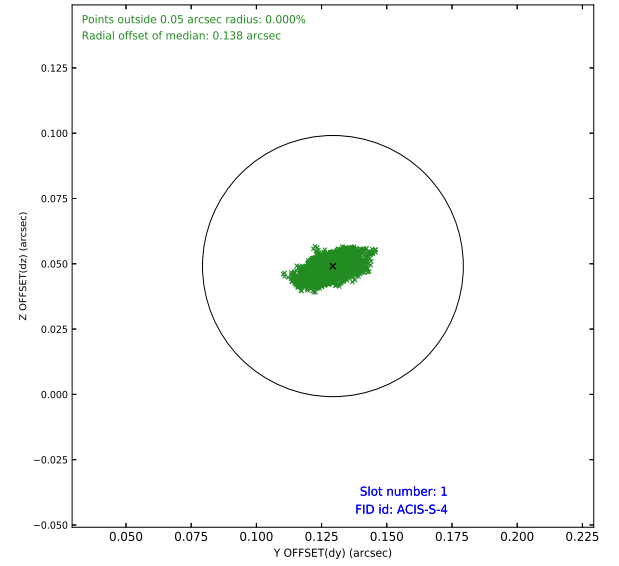
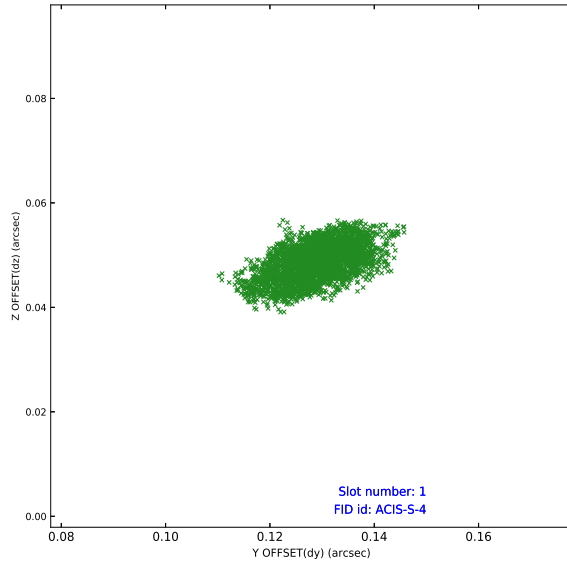


## 2.5 FID Slots

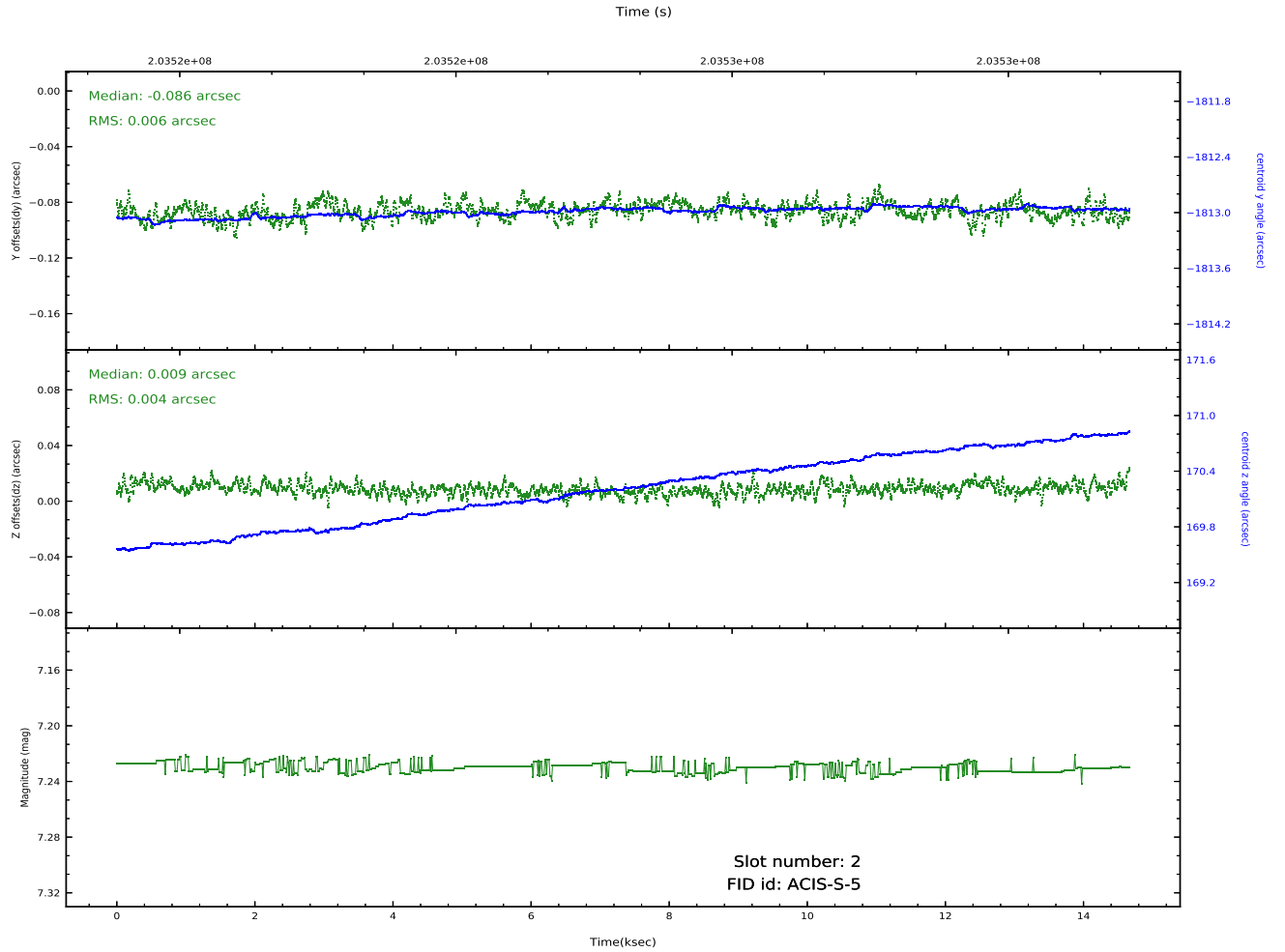
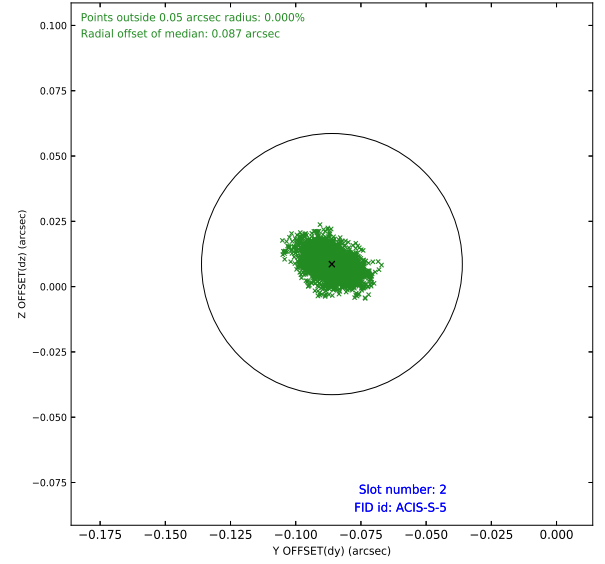
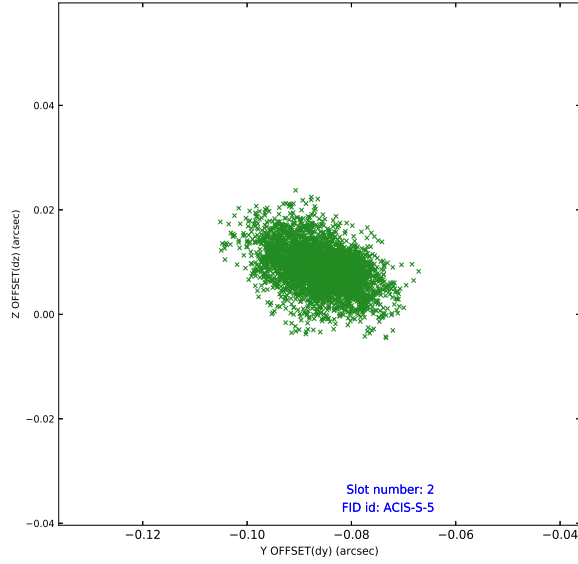
### 2.5.1 Slot 0



## 2.5.2 Slot 1



## 2.5.3 Slot 2



## A Summary

### A.1 Status

V&V Scientist	Melania Nynka
V&V Date (YYYY-MM-DD)	2020.10.01
V&V Edition	1
V&V Disposition and Status	OK
V&V Charge Time	14.66125

### A.2 Comments