

V&V Reference Report

L2 ASCDS Version : 7.6.9

Observation 3048 - L2 Version 001
Chandra X-Ray Center

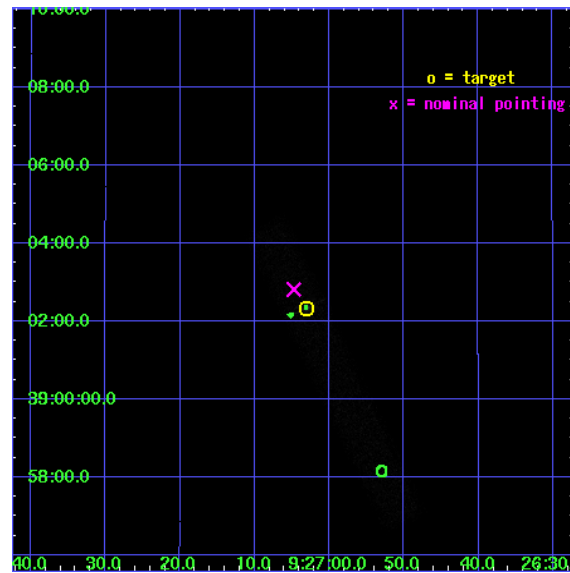
L2 Processing Date : Oct 7 2006

Contents

1	Front	2
2	OBI	3
2.1	OBI	3
2.1.1	Images	3
2.1.2	Bias	3
2.1.3	Parameters	4
2.1.4	Events	4
2.2	Compared Parameters	5
2.3	Aspect	6
2.4	Star Slots	9
2.4.1	Slot 3	9
2.4.2	Slot 4	10
2.4.3	Slot 5	11
2.4.4	Slot 6	12
2.4.5	Slot 7	13
2.5	FID Slots	14
2.5.1	Slot 0	14
2.5.2	Slot 1	15
2.5.3	Slot 2	16
3	Point Sources	17
A	Summary	18
A.1	Status	18
A.2	Comments	18

1 Front


seq_num	700487
obs_id	3048
title	X-RAY IMAGING OF QUASAR JETS
observer	Professor Alan Marscher
object	0923+392
dtcycle	0
cycle	P
ra_targ	141.7625
dec_targ	39.039111
ra_nom	141.76981038241
dec_nom	39.046970931702
roll_nom	64.272135659304
revision	2
ontime	20550.400306225
livetime	18638.128338677
ontime7	20550.400306225
l2events	26522



2 OBI

2.1 OBI

2.1.1 Images



2.1.2 Bias

Chip 7



2.1.3 Parameters

obi_num	0
ascdsver	7.6.9
caldbver	3.2.3
date	2006-10-07T09:44:03
revision	2

sched_exp_time	20000.000000
ontime	20860.492955863
ontime7	20860.492955863
l1events	41460

2.1.4 Events

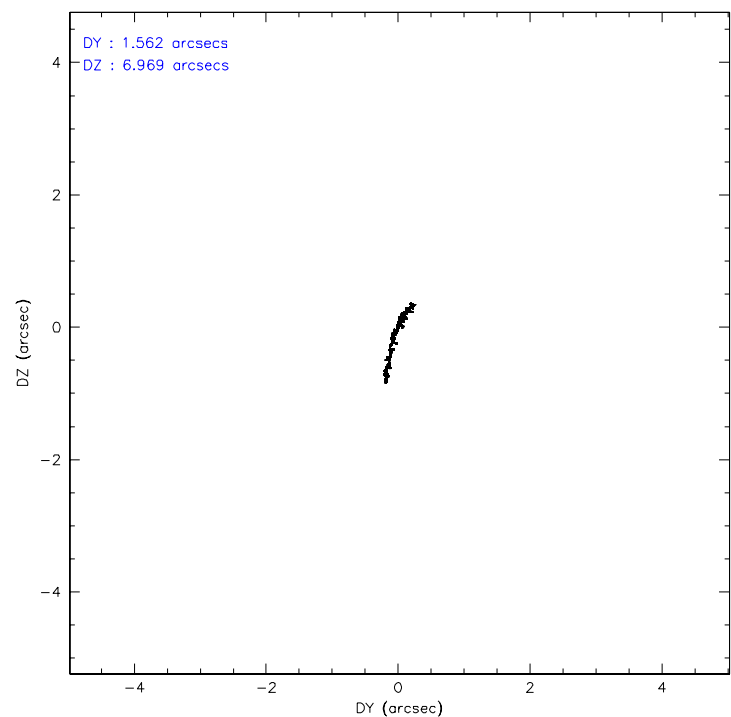
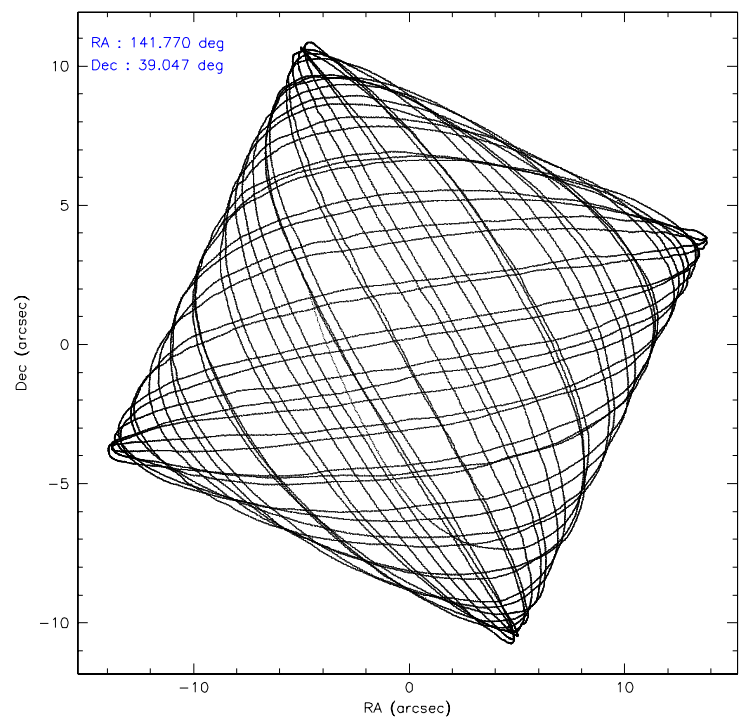
	ccd 7
level 1 events	41460
rejected events	14496
rejected %	34%

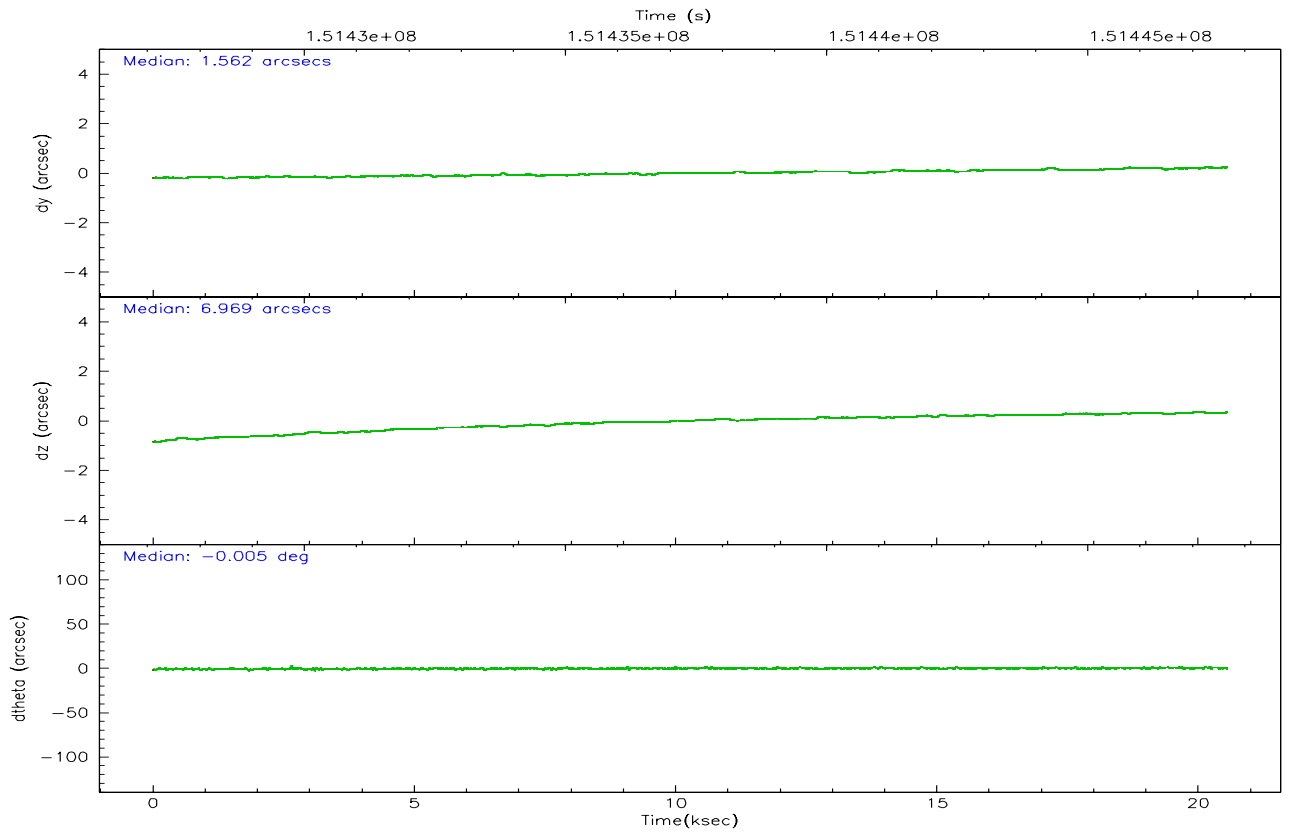
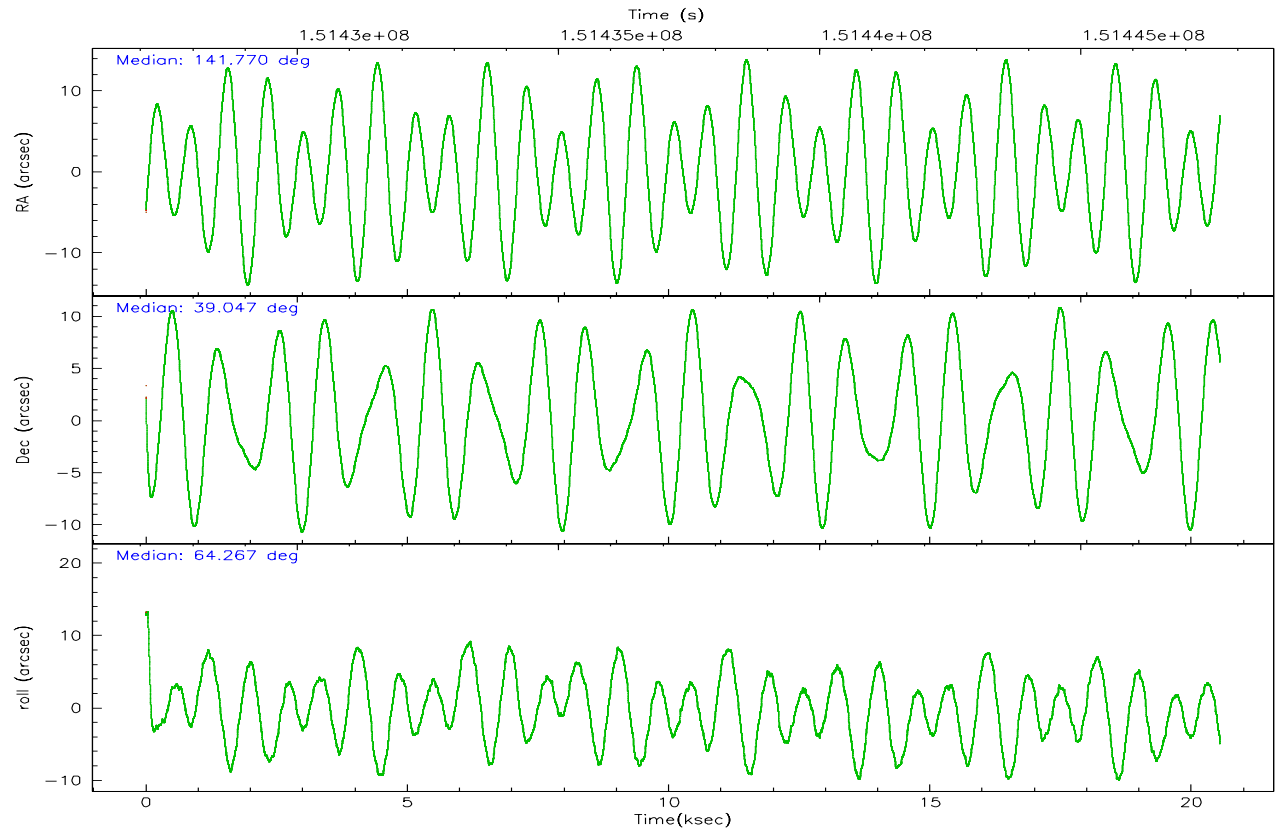
	ccd 7
grade 0 events	5803
	13%
grade 1 events	142
	0%
grade 2 events	6475
	15%
grade 3 events	2846
	6%
grade 4 events	2825
	6%
grade 5 events	2116
	5%
grade 6 events	9255
	22%
grade 7 events	11998
	28%

2.2 Compared Parameters

Parameter	Planned	Actual	Parameter	Planned	Actual
Instrument	ACIS	ACIS	Obspar format version number	6	6
Detector	ACIS-7	ACIS-7	Obspar file type	PREDICTED	ACTUAL
Grating	NONE	NONE	Obspar update status	NONE	UPDATED
Data mode	FAINT	FAINT	Number of optional ACIS chips dropped	0	0
Observation mode	POINTING	POINTING	On-chip summing requested	N	N
Pointing RA	141.772873	141.7698103824138	Subarray requested	1/8	1/8
Pointing Dec	39.019833	39.04697093170247	Subarray start row	0	449
Pointing Roll	64.113574	64.27213565930388	Subarray row count	1024	128
SIM focus pos (mm)	-0.684267	-0.6828225247311905	Alternating exposures requested	N	N
SIM defocus (mm)	0	0.001444936568705701	Primary exposure time	0.000000	0.4
SIM translation stage pos (mm)	-190.132523	-190.1425803651734			
SIM translation stage offset (mm)	0	0.01005778216563158			
Observation start time	151427658.184000	151426514.01569			
Observation start date	2002-10-19T15:13:14	2002-10-19T14:55:14			
Observation end time	151447658.184000	151448291.16659			
Observation end date	2002-10-19T20:46:34	2002-10-19T20:58:11			
Read mode	TIMED	TIMED			

2.3 Aspect



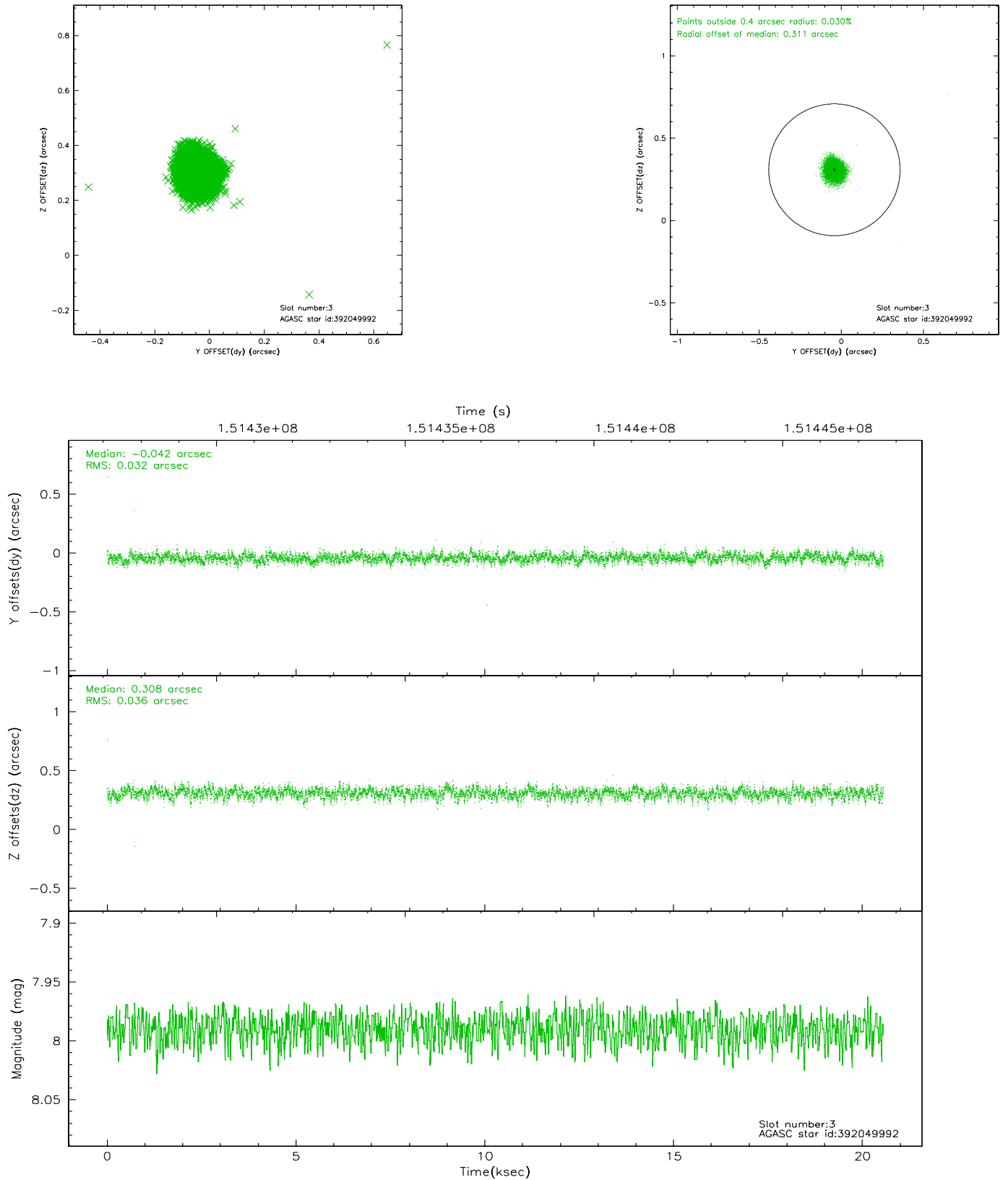


Slot Statistics

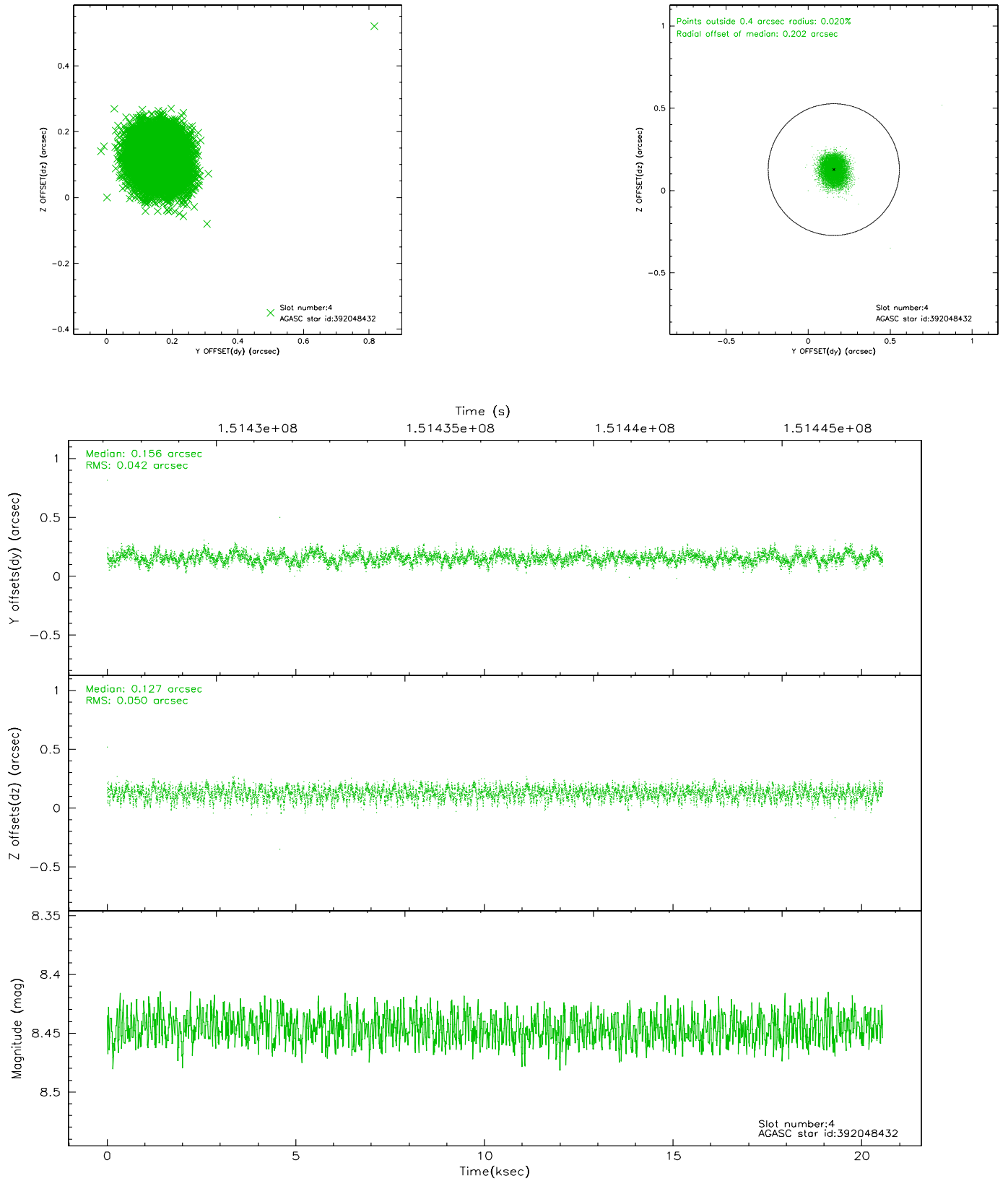
slot	status	id	mag	n_pts	med_dy	med_dz	dr1	dr2	ra	dec	mean_y	mean_z
0	FID	ACIS-S-1	7.18	5013	0.056	0.021	0.010	0.015	0.000000	0.000000	941.93	-1723.60
1	FID	ACIS-S-3	7.36	5013	-0.087	-0.035	0.007	0.012	0.000000	0.000000	59.18	-1857.44
2	FID	ACIS-S-4	7.20	5012	0.008	0.021	0.006	0.011	0.000000	0.000000	2159.20	180.35
3	GUIDE	392049992	7.99	10026	-0.042	0.308	0.050	0.082	142.526905	38.921829	611.76	-2049.59
4	GUIDE	392048432	8.45	10023	0.156	0.127	0.070	0.109	142.198530	38.650046	-673.18	-1656.43
5	GUIDE	392037200	8.69	10024	-0.231	-0.334	0.064	0.103	141.402447	39.690921	1726.14	1978.95
6	GUIDE	392047888	9.49	10019	0.338	0.139	0.097	0.157	141.415694	38.615406	-1747.04	269.64
7	GUIDE	392038216	9.55	10010	-0.218	-0.237	0.096	0.155	141.225578	39.688613	1506.81	2417.55

2.4 Star Slots

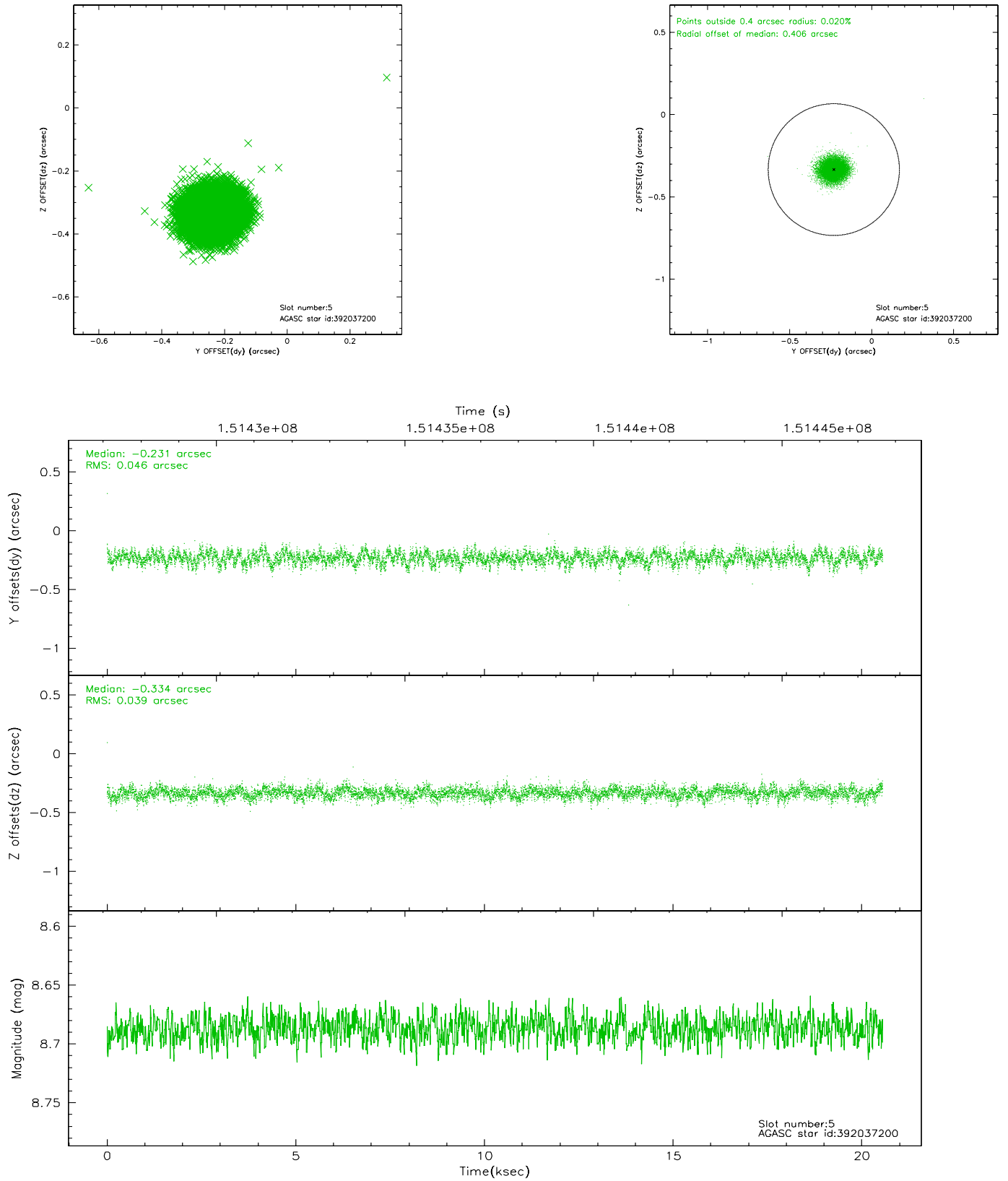
2.4.1 Slot 3



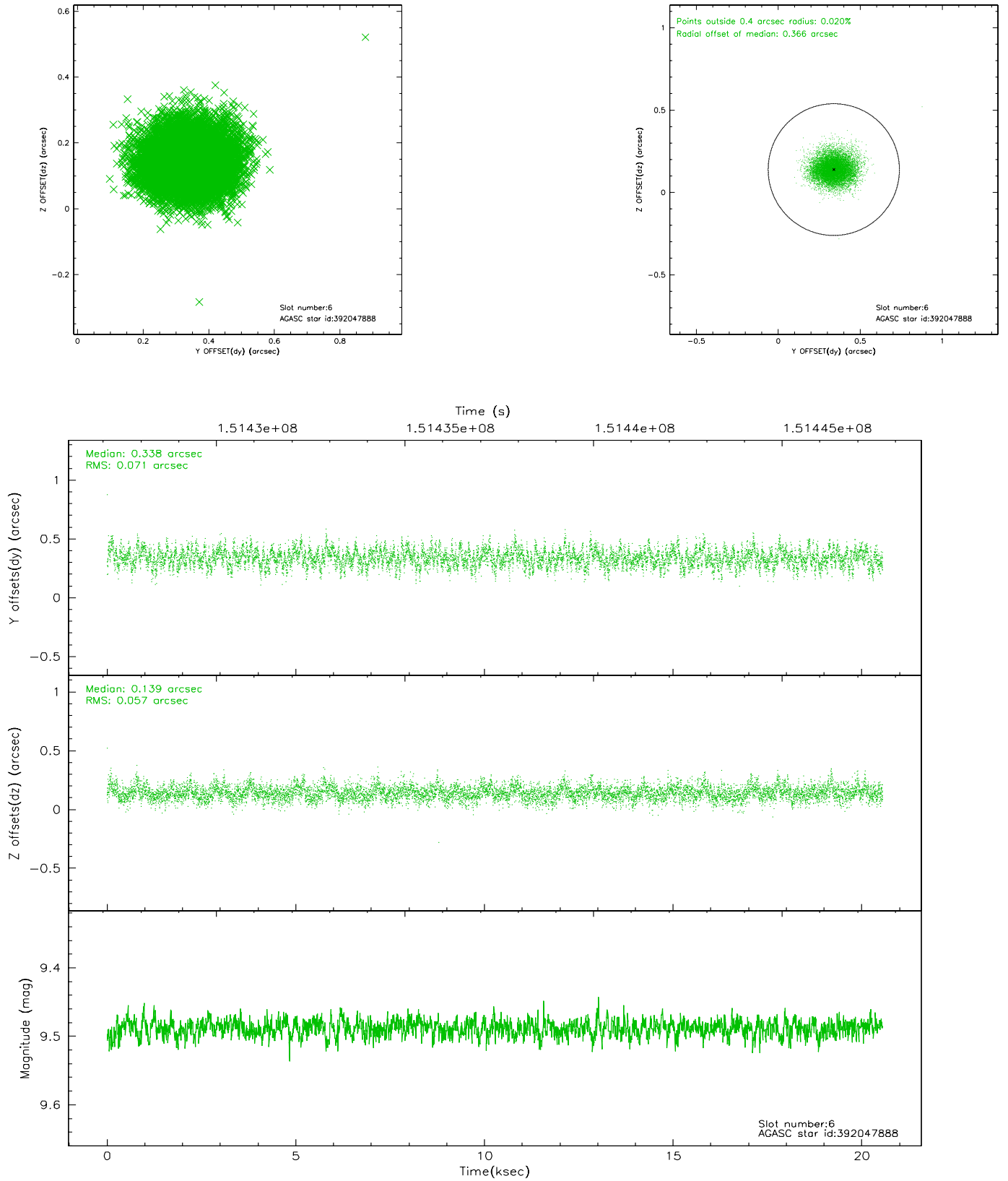
2.4.2 Slot 4



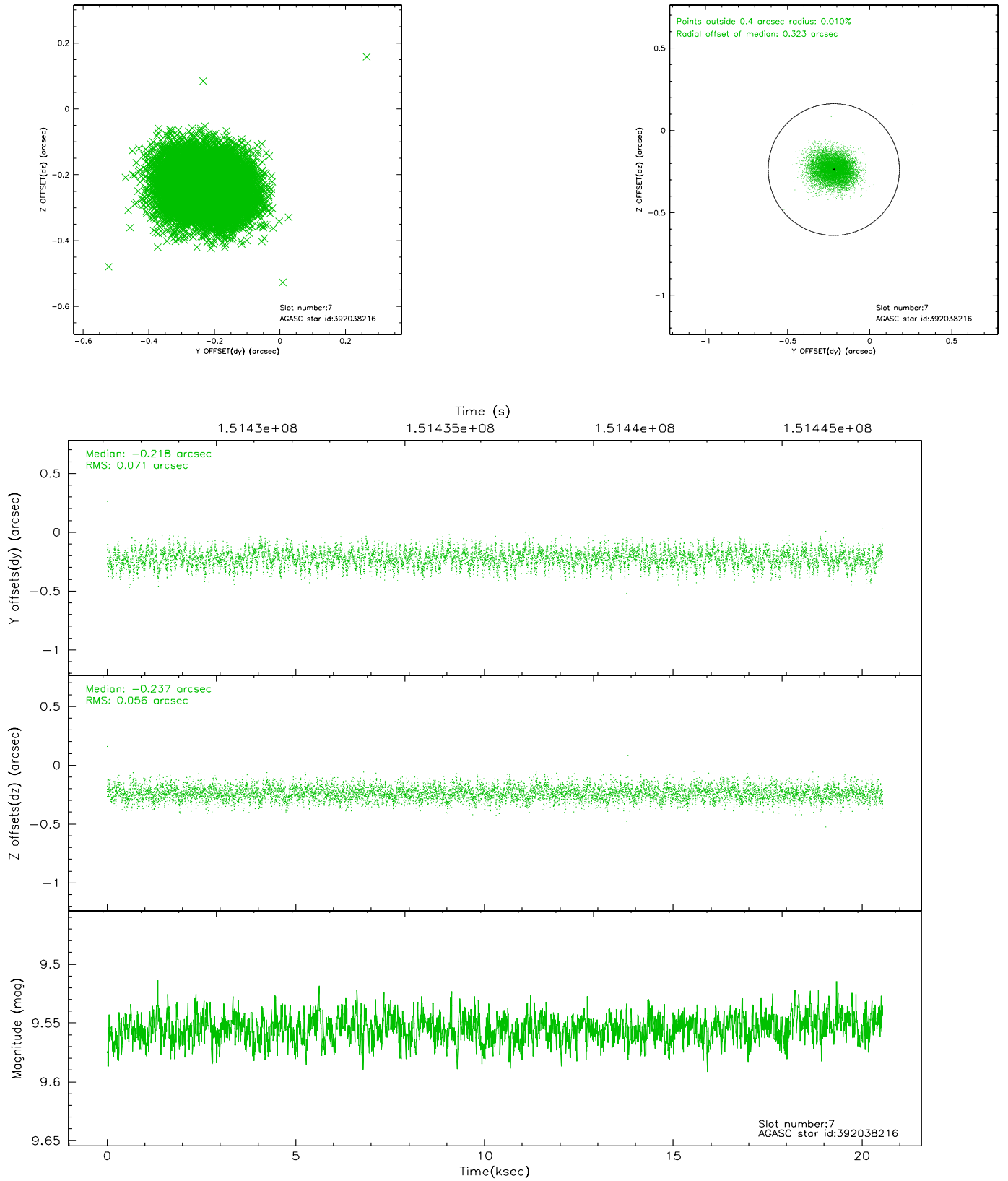
2.4.3 Slot 5



2.4.4 Slot 6

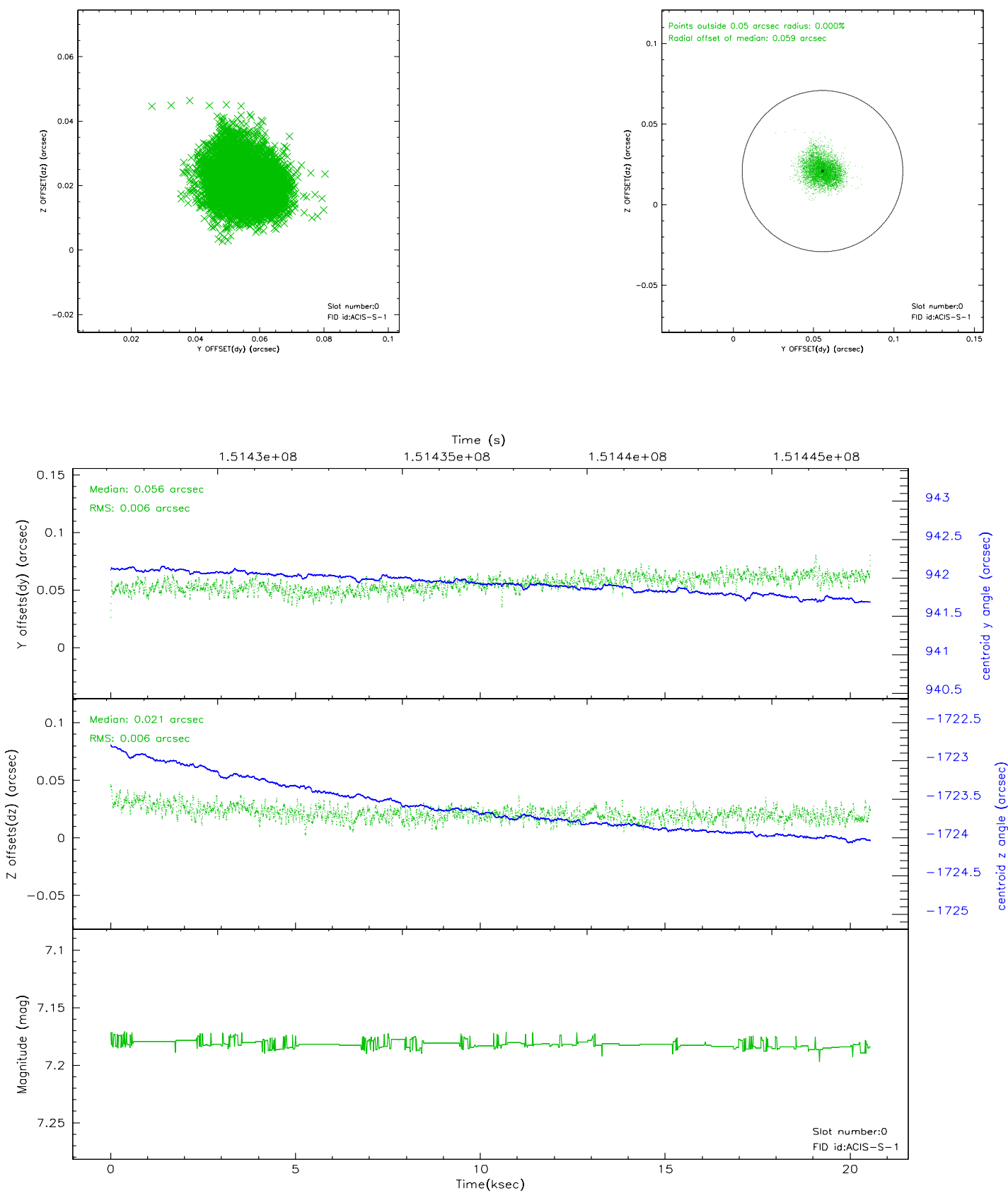


2.4.5 Slot 7

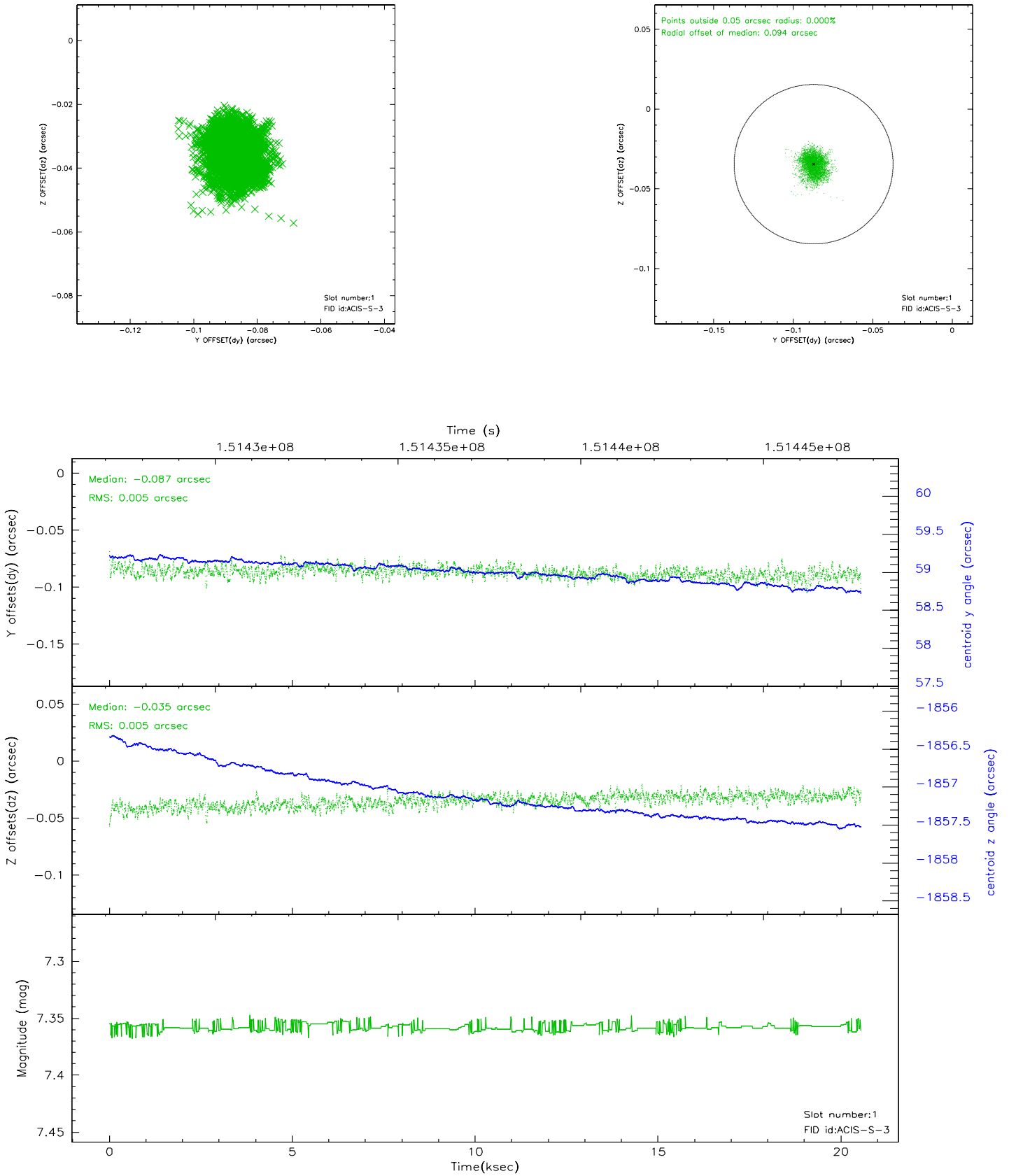


2.5 FID Slots

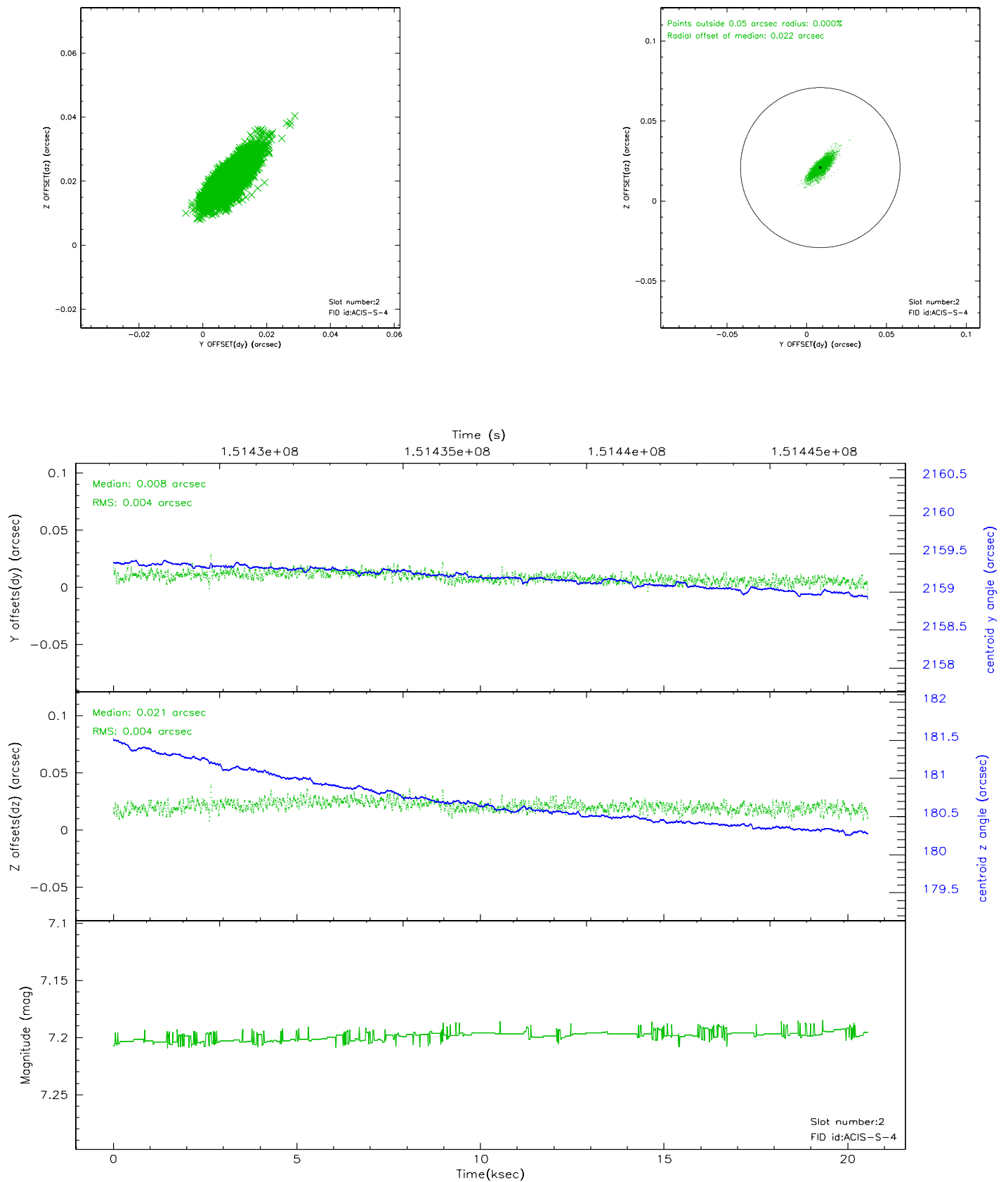
2.5.1 Slot 0



2.5.2 Slot 1



2.5.3 Slot 2



3 Point Sources

A Summary

A.1 Status

V&V Scientist	Jen Lauer
V&V Date (YYYY-MM-DD)	2006.10.08
V&V Edition	1
V&V Disposition and Status	OK
V&V Charge Time	20.55

A.2 Comments