

# V&V Reference Report

## L2 ASCDS Version : 7.6.9

Observation 1953 - L2 Version 001  
Chandra X-Ray Center

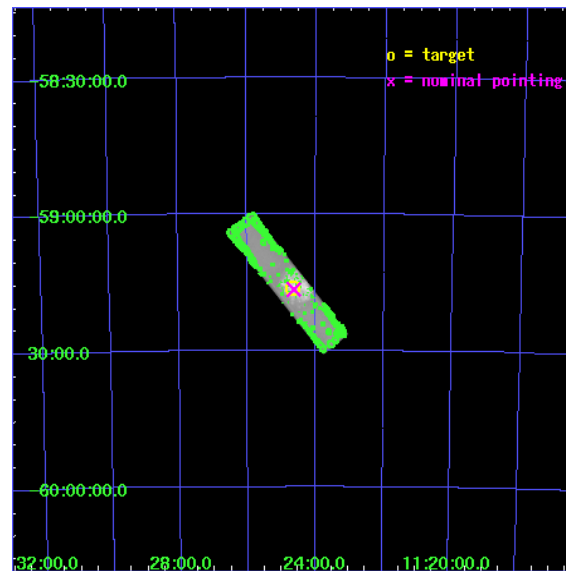
L2 Processing Date : Dec 14 2006

## Contents

<b>1</b>	<b>Front</b>	<b>2</b>
<b>2</b>	<b>OBI</b>	<b>3</b>
2.1	OBI . . . . .	3
2.1.1	Images . . . . .	3
2.1.2	Parameters . . . . .	4
2.1.3	Events . . . . .	4
2.2	Compared Parameters . . . . .	5
2.3	Aspect . . . . .	6
2.4	Star Slots . . . . .	9
2.4.1	Slot 3 . . . . .	9
2.4.2	Slot 4 . . . . .	10
2.4.3	Slot 5 . . . . .	11
2.4.4	Slot 6 . . . . .	12
2.4.5	Slot 7 . . . . .	13
2.5	FID Slots . . . . .	14
2.5.1	Slot 0 . . . . .	14
2.5.2	Slot 1 . . . . .	15
2.5.3	Slot 2 . . . . .	16
<b>3</b>	<b>Point Sources</b>	<b>17</b>
<b>A</b>	<b>Summary</b>	<b>18</b>
A.1	Status . . . . .	18
A.2	Comments . . . . .	18

# 1 Front


seq_num	500130
obs_id	1953
title	SEARCHING FOR THE PULSED X-RAY EMISSION FROM THE COMPACT REMNANT IN G292.0+1.8
observer	Prof. John Hughes
object	CXOUJ112439.4-591622
ra_targ	171.164167
dec_targ	-59.272667
ra_nom	171.15805894695
dec_nom	-59.27628524096
roll_nom	231.3729525013
revision	2
ontime	49823.458198518
livetime	49546.721434602
l2events	2834940



## 2 OBI

### 2.1 OBI

#### 2.1.1 Images



### 2.1.2 Parameters

obi_num	0
ascdsver	7.6.9
caldbver	3.2.4
date	2006-12-14T09:36:14
revision	2

sched_exp_time	50000.000000
ontime	49911.351951942
l1events	3793262

### 2.1.3 Events

Level 1 Events

	<b>segment 1</b>	<b>segment 2</b>	<b>segment 3</b>
level 1 events	3294	3789947	21
rejected events	3087	830679	19
rejected %	93%	21%	90%

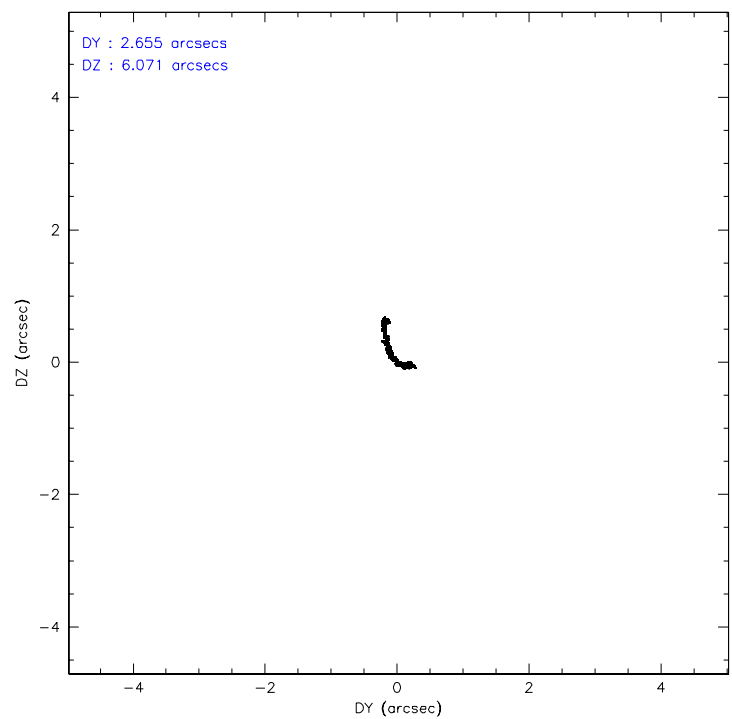
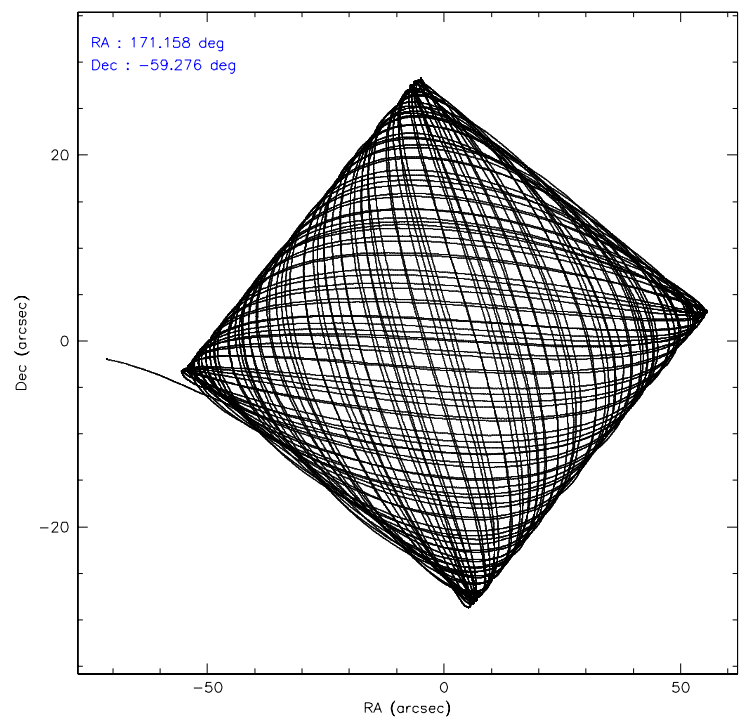


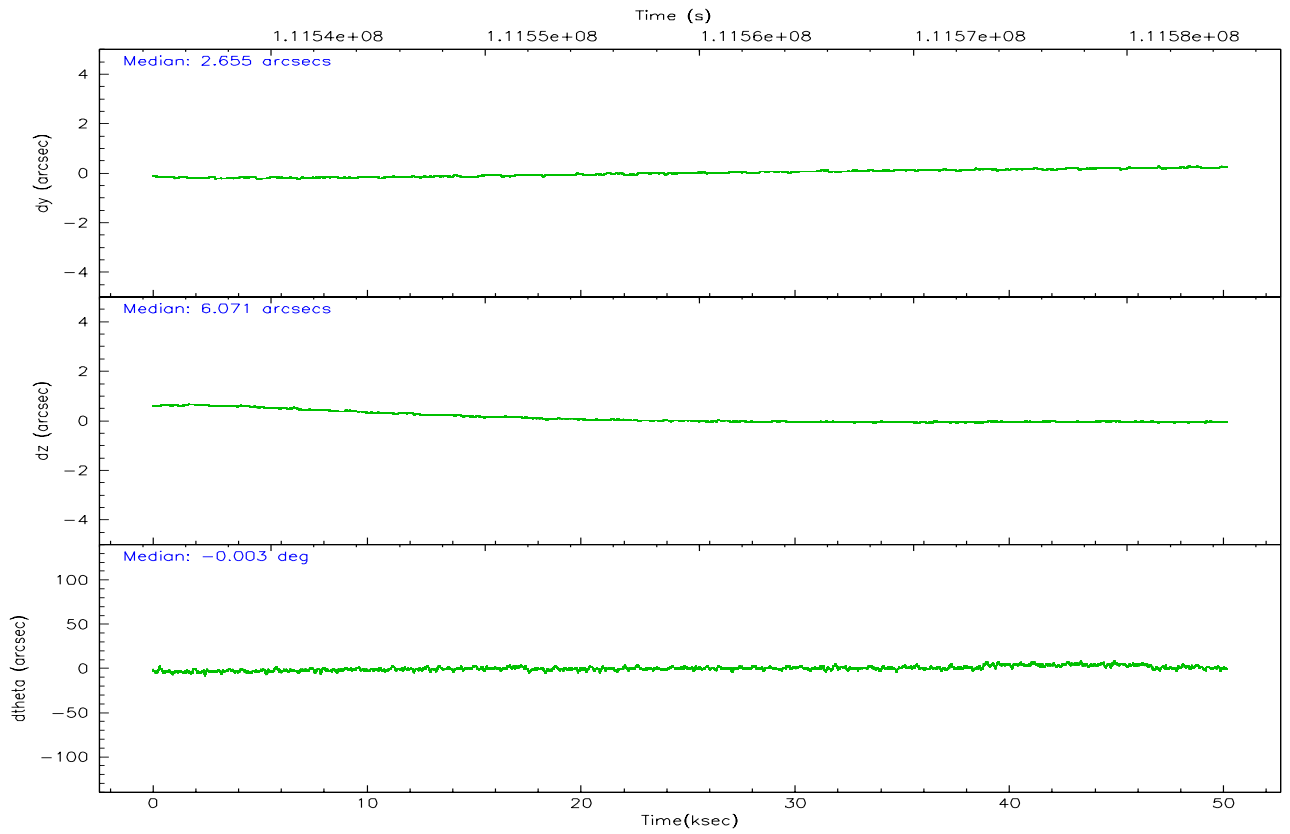
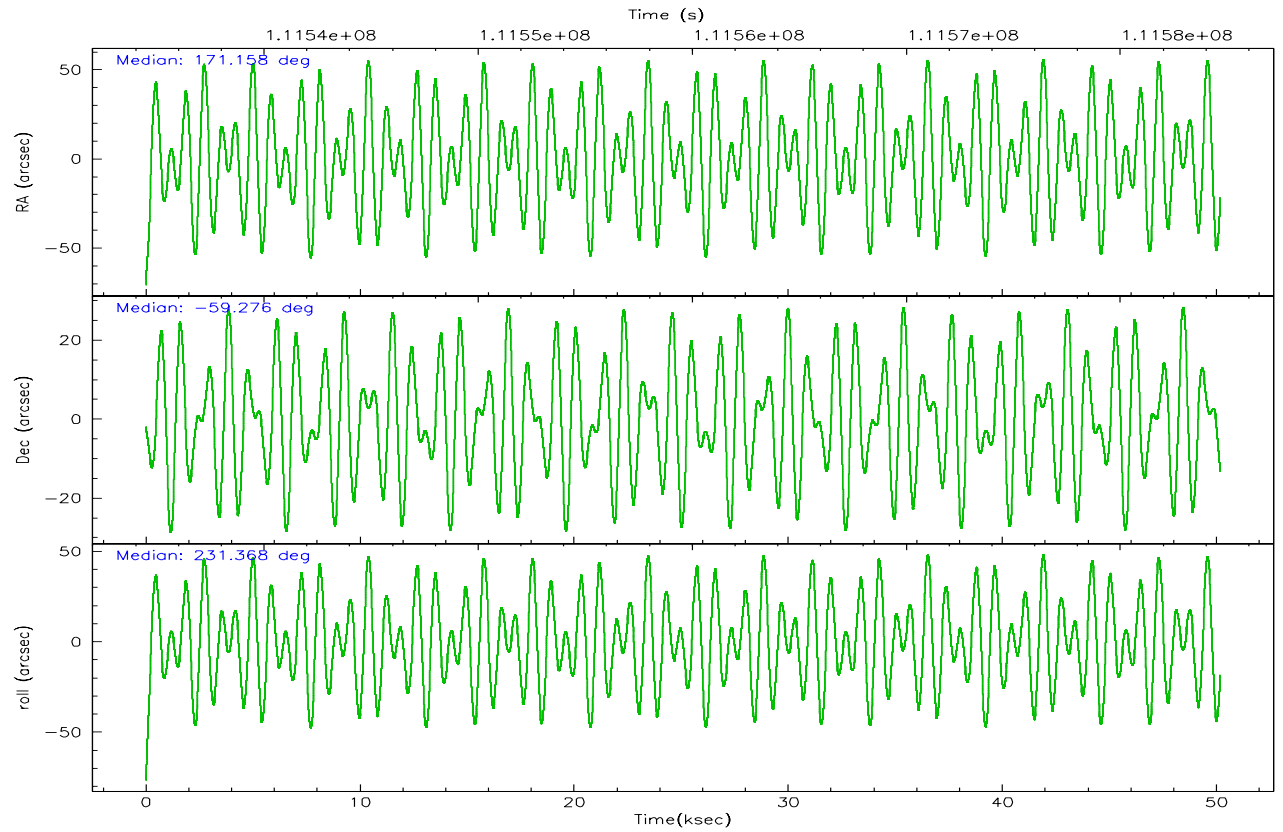
## 2.2 Compared Parameters

Parameter	Planned	Actual
Instrument	HRC	HRC
Detector	HRC-S	HRC-S
Grating	NONE	NONE
Data mode	OBSERVING	OBSERVING
Observation mode	POINTING	POINTING
Pointing RA	171.163884	171.1580589469492
Pointing Dec	-59.247775	-59.27628524095987
Pointing Roll	231.310628	231.3729525012986
SIM focus pos (mm)	-1.529997	-1.523540733526241
SIM defocus (mm)	0.003339771043328749	0.009795905878055677
SIM translation stage pos (mm)	250.455976	250.4635187648994
SIM translation stage offset (mm)	0	-0.007540371344731511
Observation start time	111534661.184000	111533873.20363
Observation start date	2001-07-14T21:49:57	2001-07-14T21:37:53
Observation end time	111584661.184000	111585239.03064
Observation end date	2001-07-15T11:43:17	2001-07-15T11:53:59

Parameter	Planned	Actual
Obspar format version number	6	6
Obspar file type	PREDICTED	ACTUAL
Obspar update status	NONE	UPDATED

## 2.3 Aspect



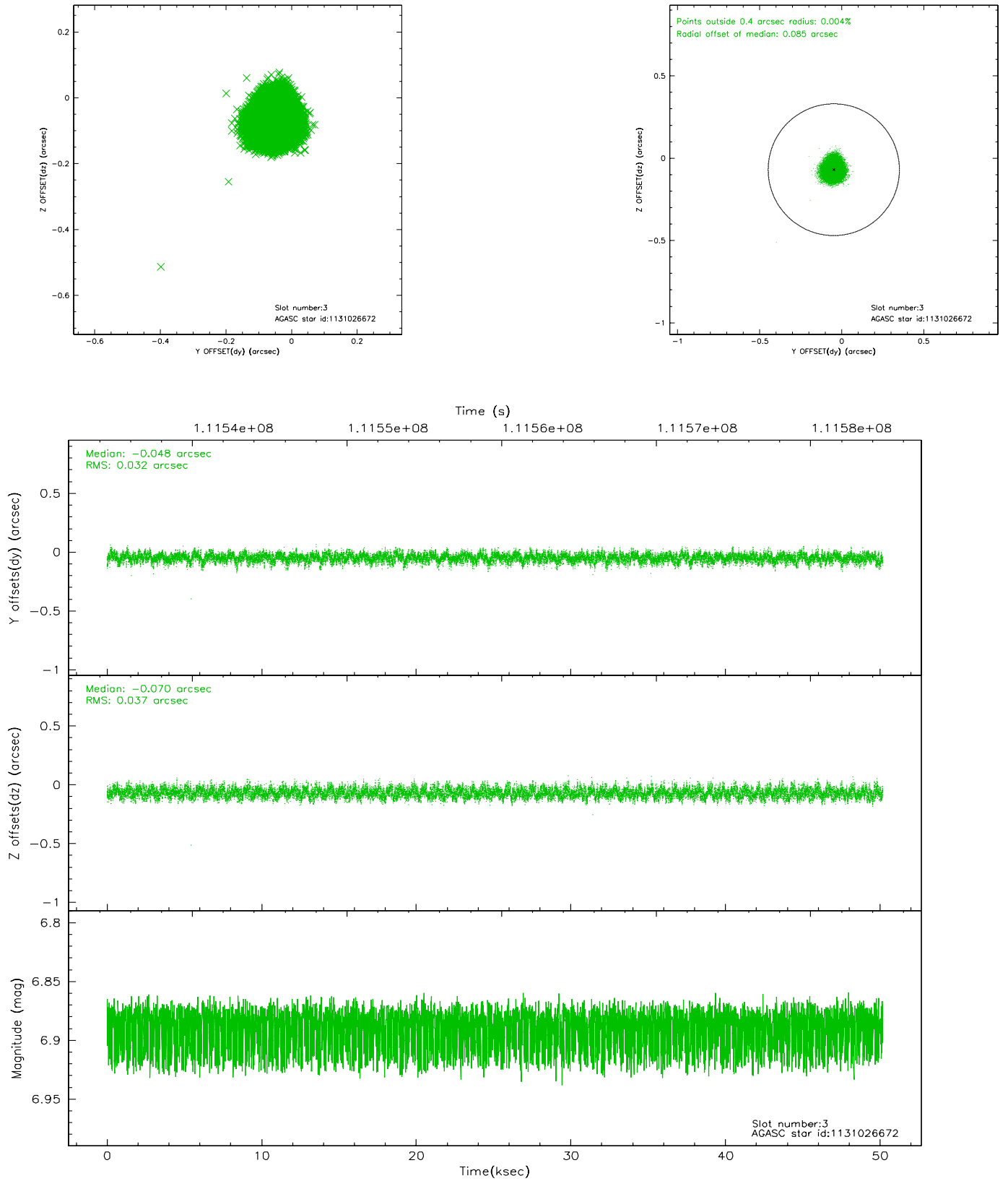


### Slot Statistics

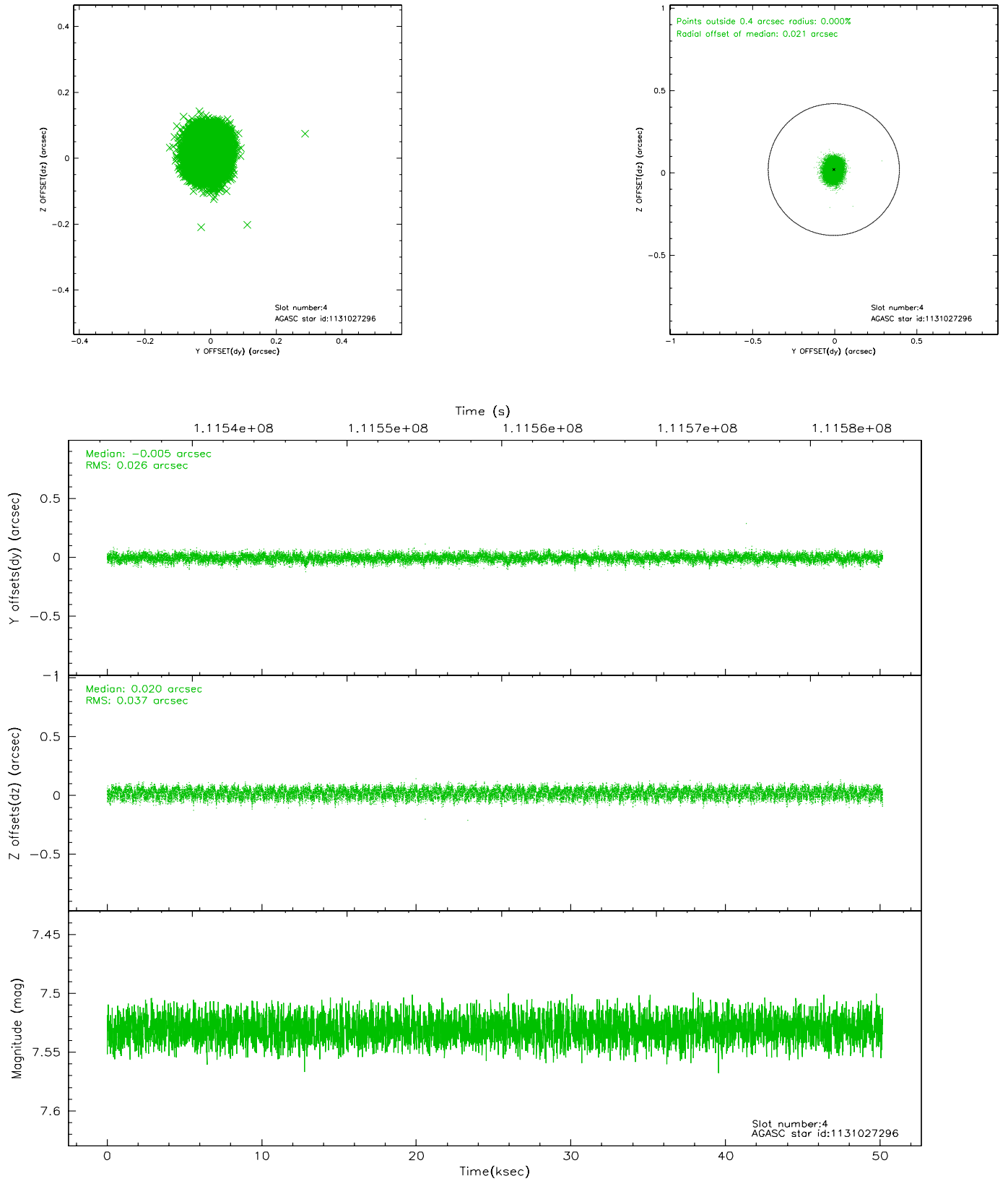
slot	status	id	mag	n_pts	med_dy	med_dz	dr1	dr2	ra	dec	mean_y	mean_z
0	FID	HRC-S-2	6.98	12235	0.129	-0.149	0.021	0.044	0.000000	0.000000	1242.97	-447.33
1	FID	HRC-S-3	7.00	12235	0.149	-0.101	0.010	0.019	0.000000	0.000000	-1159.28	574.85
2	FID	HRC-S-4	6.93	12236	0.128	-0.045	0.022	0.047	0.000000	0.000000	1241.46	577.54
3	GUIDE	1131026672	6.89	24473	-0.048	-0.070	0.053	0.083	170.822180	-58.787471	-893.89	-1531.60
4	GUIDE	1131027296	7.53	24469	-0.005	0.020	0.049	0.077	170.725176	-59.738880	1879.19	486.70
5	GUIDE	1131027968	7.91	24468	0.008	-0.042	0.052	0.082	170.695839	-58.906393	-413.03	-1444.59
6	GUIDE	1131022976	7.68	24473	-0.014	0.025	0.052	0.085	171.601311	-59.282289	-404.15	708.12
7	GUIDE	1131029664	7.95	24461	0.060	0.069	0.060	0.098	171.505766	-59.352865	-95.92	728.29

## 2.4 Star Slots

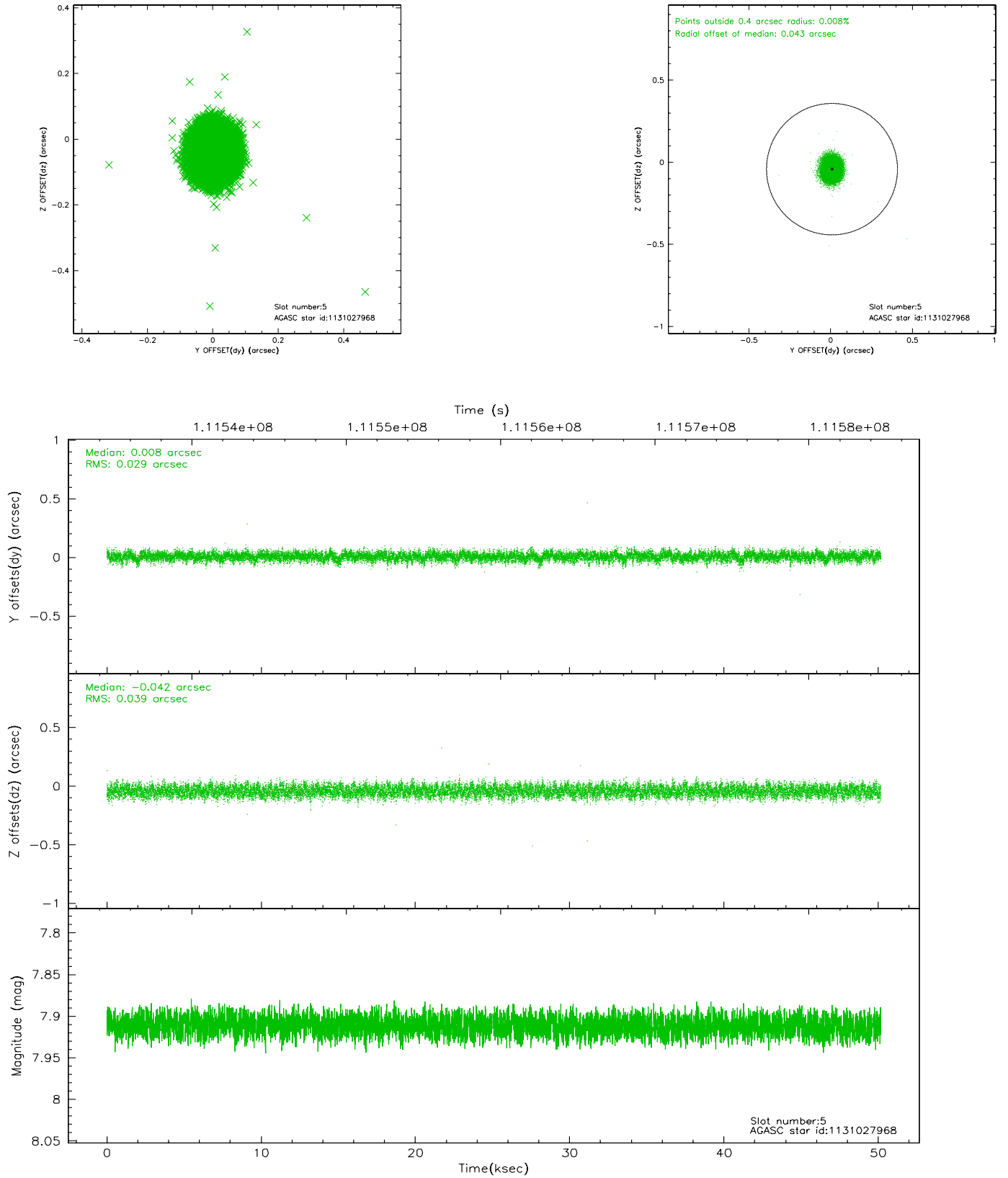
### 2.4.1 Slot 3



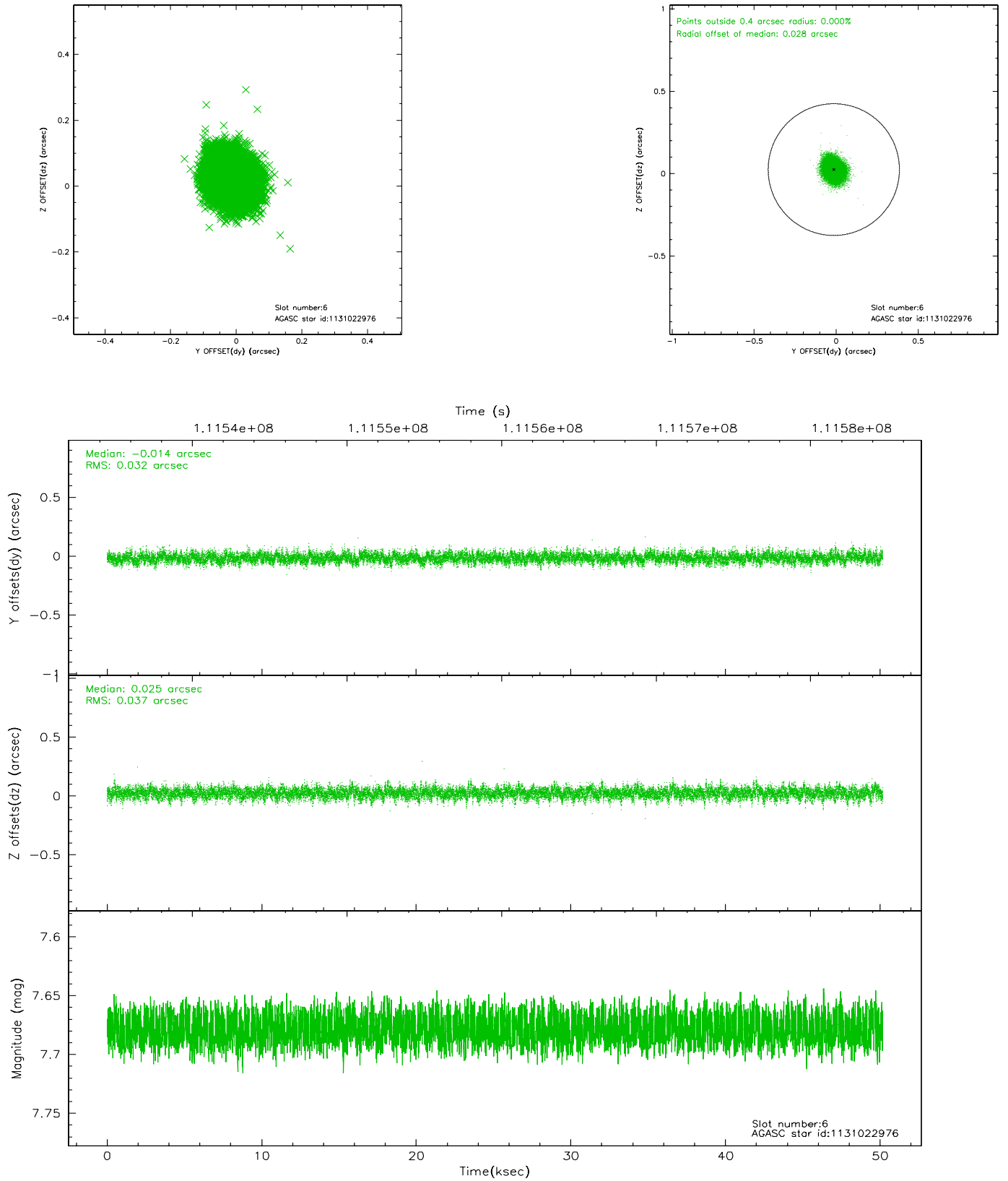
## 2.4.2 Slot 4



### 2.4.3 Slot 5

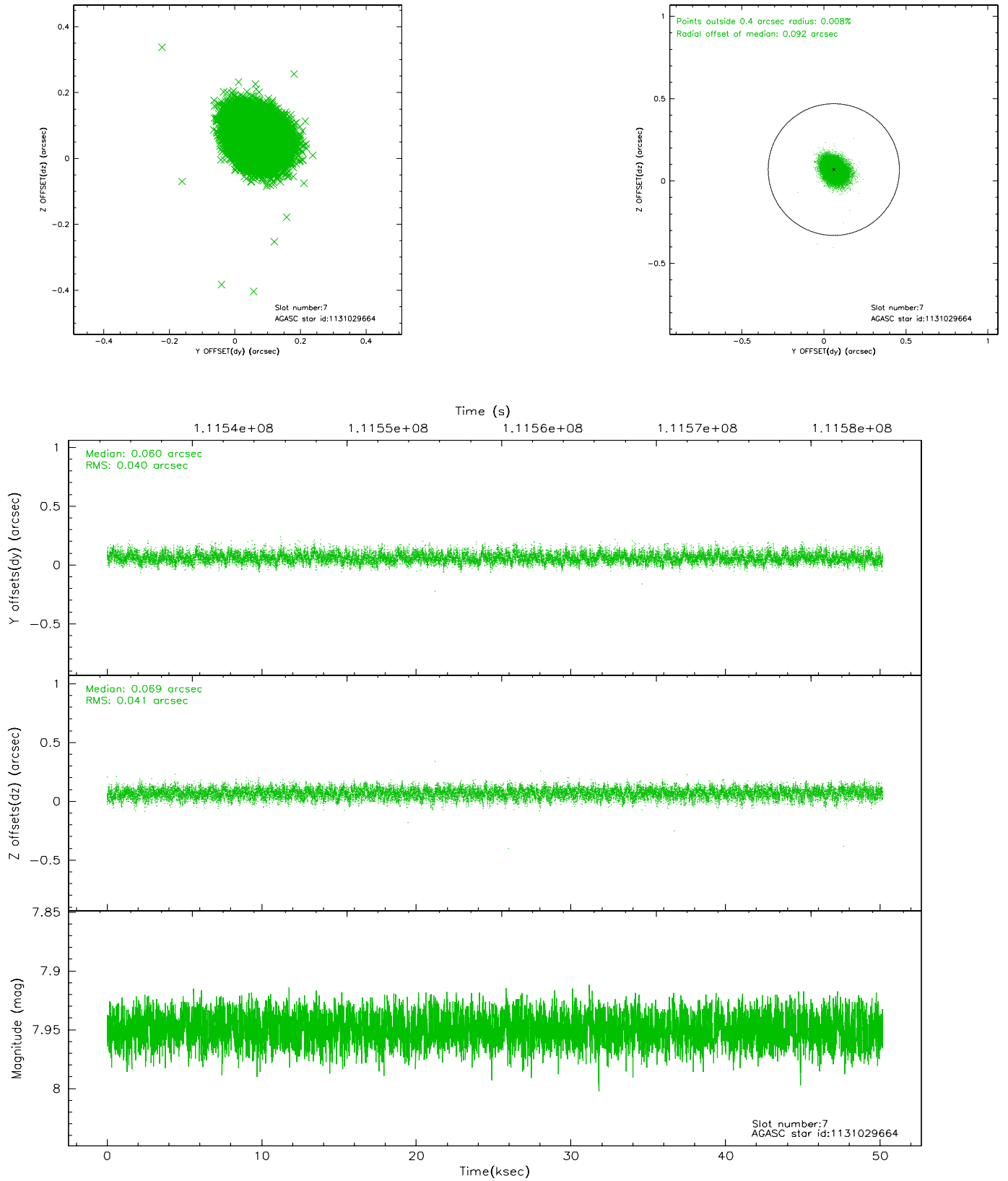


## 2.4.4 Slot 6



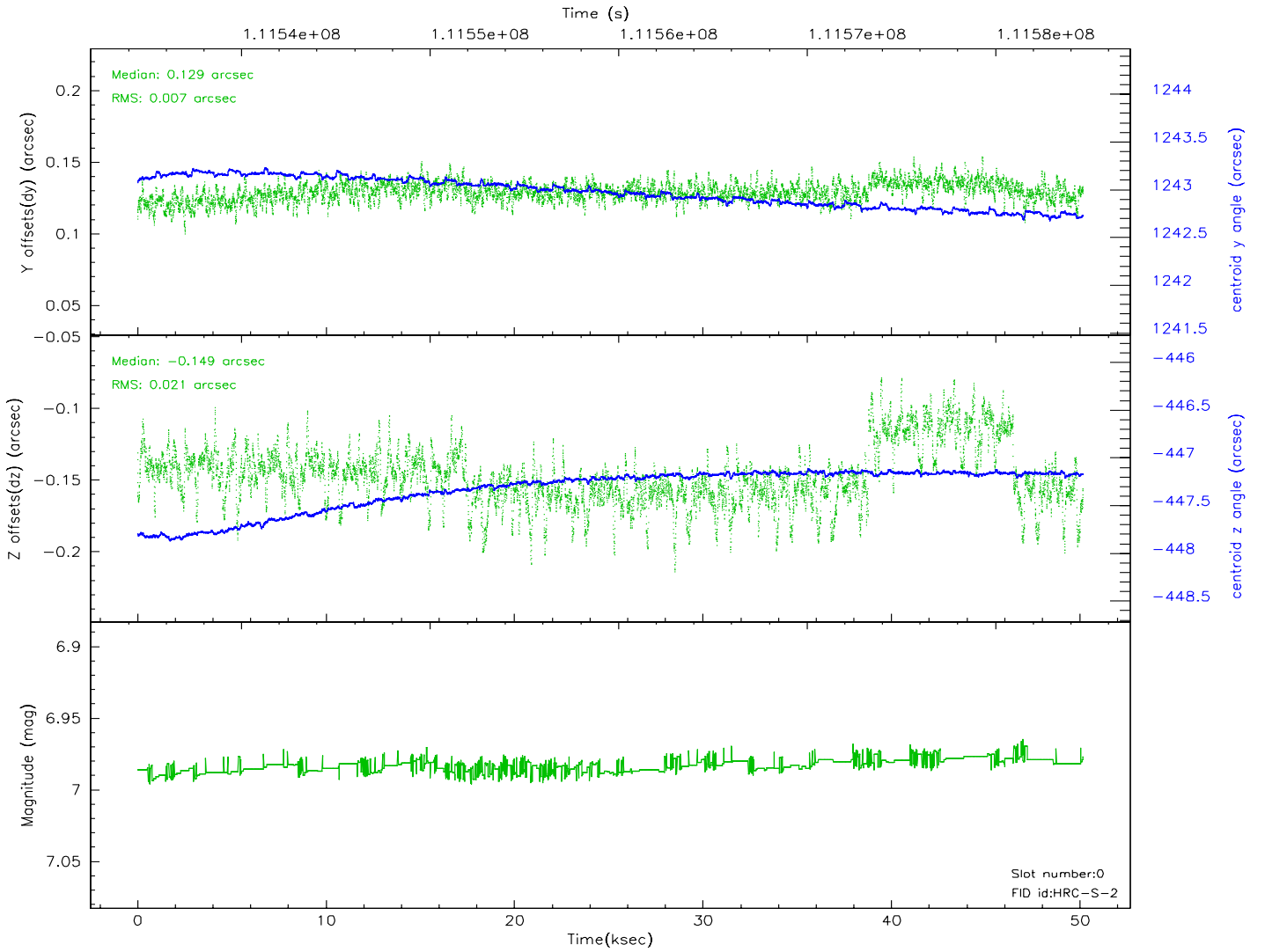
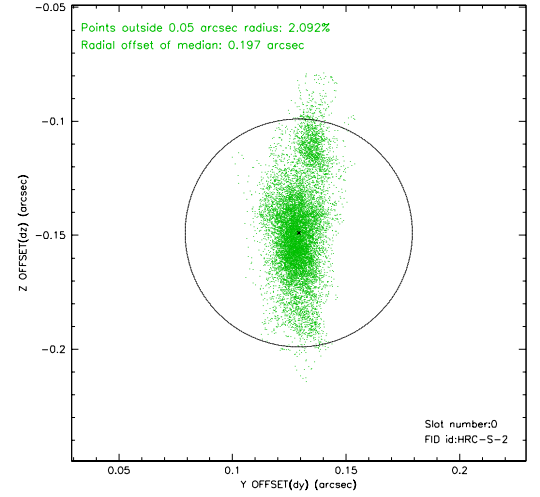
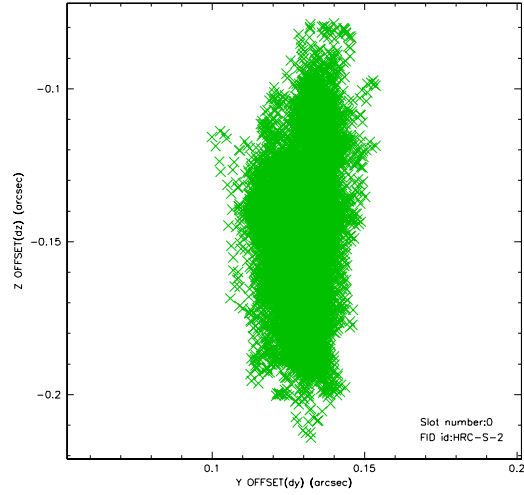


## 2.4.5 Slot 7

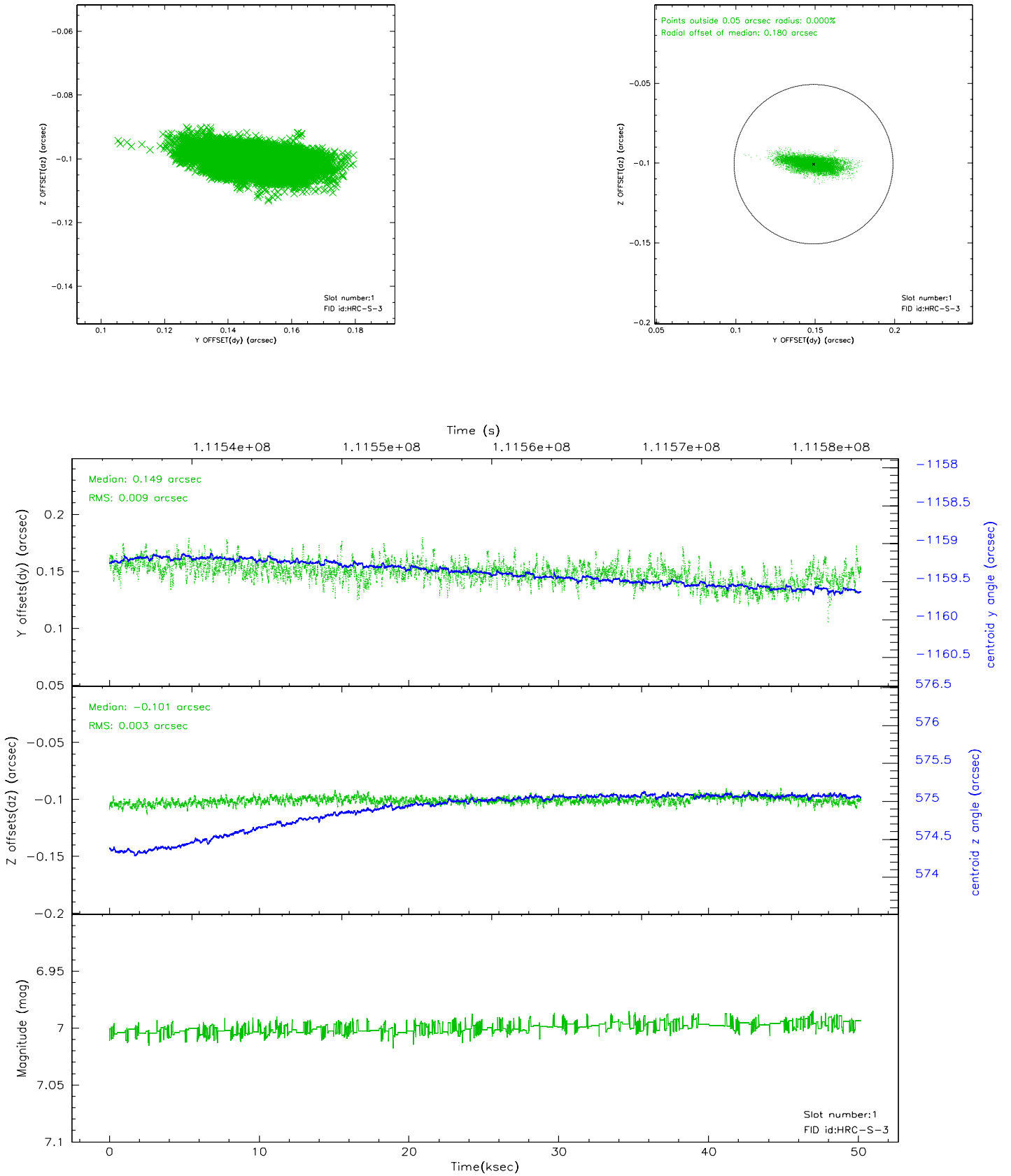


## 2.5 FID Slots

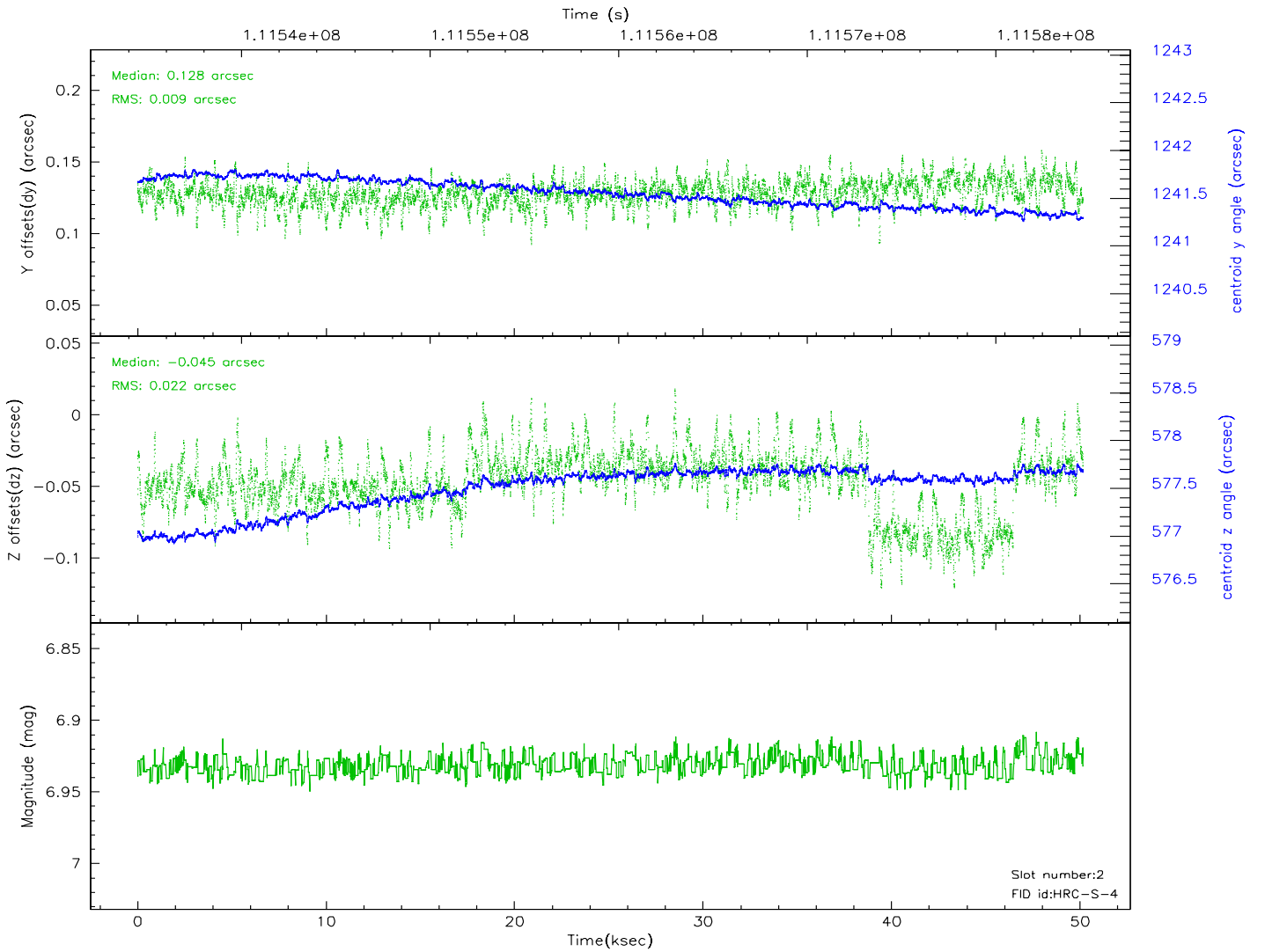
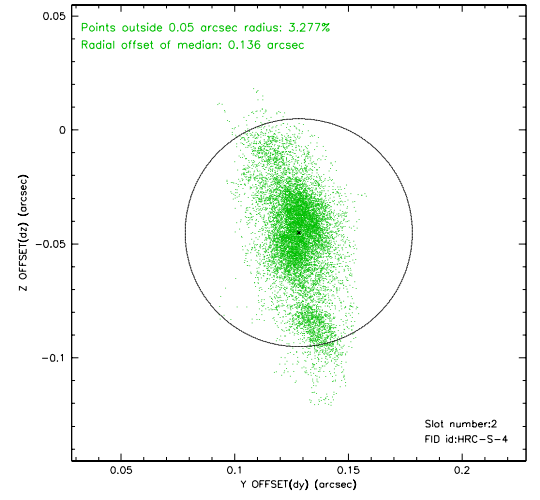
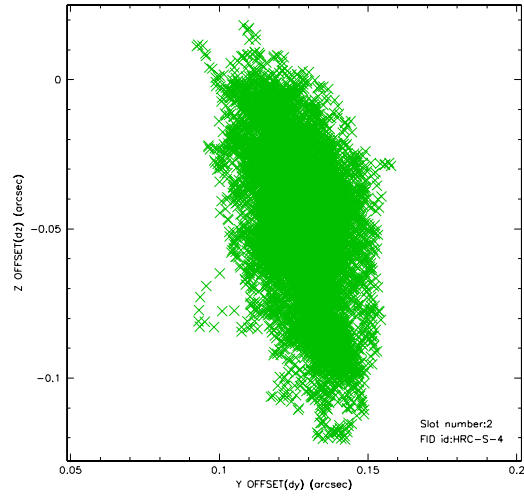
### 2.5.1 Slot 0




## 2.5.2 Slot 1



### 2.5.3 Slot 2



### 3 Point Sources



# A Summary

## A.1 Status

V&V Scientist	Beth Sundheim
V&V Date (YYYY-MM-DD)	2006.12.14
V&V Edition	1
V&V Disposition and Status	OK
V&V Charge Time	49.807

## A.2 Comments

Spike in count rate from about 50 counts per second to about 150 counts per second during final ~8 ksec of observation.