

V&V Reference Report

L2 ASCDS Version : 10.9.1

Observation 5716 - L2 Version 4
Chandra X-Ray Center


L2 Processing Date : Oct 7 2020

Contents

1	Front	2
2	OBI	3
2.1	OBI	3
2.1.1	Images	3
2.1.2	Bias	3
2.1.3	Parameters	4
2.1.4	Events	4
2.2	Compared Parameters	5
2.3	Aspect	6
2.4	Star Slots	9
2.4.1	Slot 3	9
2.4.2	Slot 4	10
2.4.3	Slot 5	11
2.4.4	Slot 6	12
2.4.5	Slot 7	13
2.5	FID Slots	14
2.5.1	Slot 0	14
2.5.2	Slot 1	15
2.5.3	Slot 2	16
A	Summary	17
A.1	Status	17
A.2	Comments	17

1 Front


seq_num	701138	Sequence number
obs_id	5716	Observation id
title	What kind of Jets does Nature make? X-ray characterization of the FIRST Flat Spectrum Sample	Proposal title
observer	Dr. Giovanni Fossati	Principal investigator
object	FIRST J154912.3+304716	Source name
dtcycle	0	
cycle	P	events from which exps? Prim/Second/Both
ra_targ	237.30125	Observer's specified target RA [deg]
dec_targ	30.787917	Observer's specified target Dec [deg]
ra_nom	237.30313216036	Nominal RA [deg]
dec_nom	30.796469147043	Nominal Dec [deg]
roll_nom	110.67364538284	Nominal Roll [deg]
revision	4	Processing version of data
ontime	4067.1999848485	Sum of GTIs [s]
livetime	4015.6986496665	Livetime [s]
ontime2	4067.1999848485	Sum of GTIs [s]
ontime3	4067.1999848485	Sum of GTIs [s]
ontime5	4067.1999848485	Sum of GTIs [s]
ontime6	4067.1999848485	Sum of GTIs [s]
ontime7	4067.1999848485	Sum of GTIs [s]
ontime8	4067.1999848485	Sum of GTIs [s]
l2events	23451	Number of level 2 events




2 OBI

2.1 OBI

2.1.1 Images



2.1.2 Bias



2.1.3 Parameters

obi_num	0	Obi number	sched_exp_time	4000.000000	[s] Scheduled observation exposure time
ascdsver	10.9.1	Processing system revision	ontime	4067.1999848485	Sum of GTIs [s]
caldsver	4.9.2	 	ontime2	4067.1999848485	Sum of GTIs [s]
date	2020-10-07T10:34:40	Date and time of file creation	ontime3	4067.1999848485	Sum of GTIs [s]
revision	4	Processing version of data	ontime5	4067.1999848485	Sum of GTIs [s]
			ontime6	4067.1999848485	Sum of GTIs [s]
			ontime7	4067.1999848485	Sum of GTIs [s]
			ontime8	4067.1999848485	Sum of GTIs [s]
			l1events	120938	Number of level 1 events

2.1.4 Events

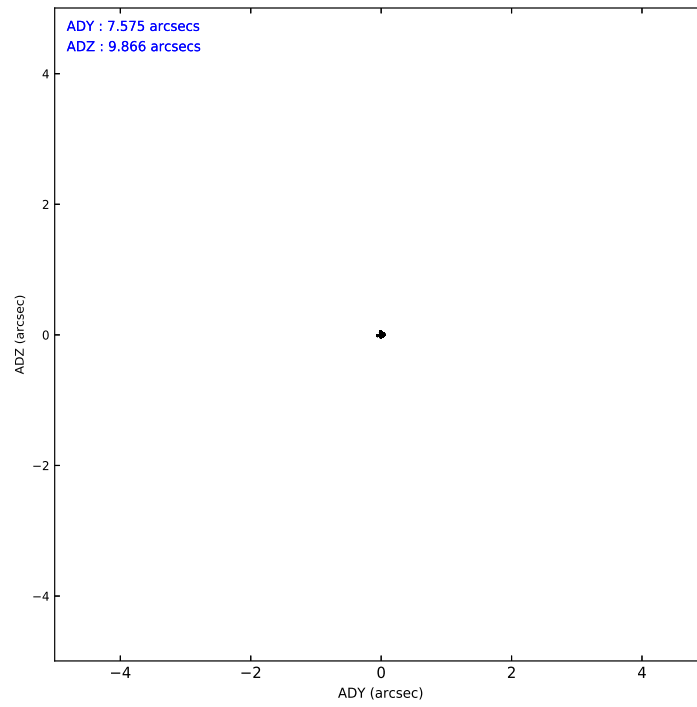
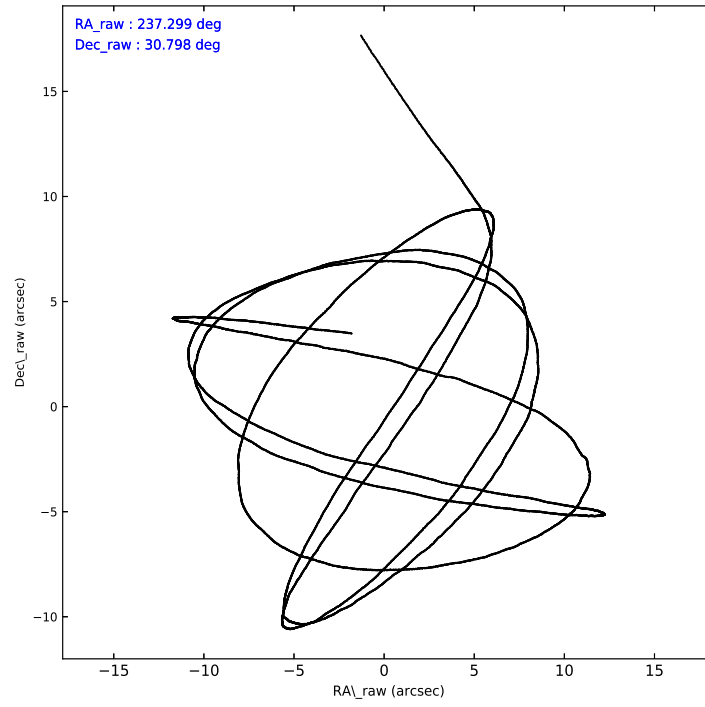
	ccd 2	ccd 3	ccd 5	ccd 6	ccd 7	ccd 8
level 1 events	22319	21397	20375	20667	12628	23552
rejected events	20410	19675	7956	18729	5369	17595
rejected %	91%	91%	39%	90%	42%	74%

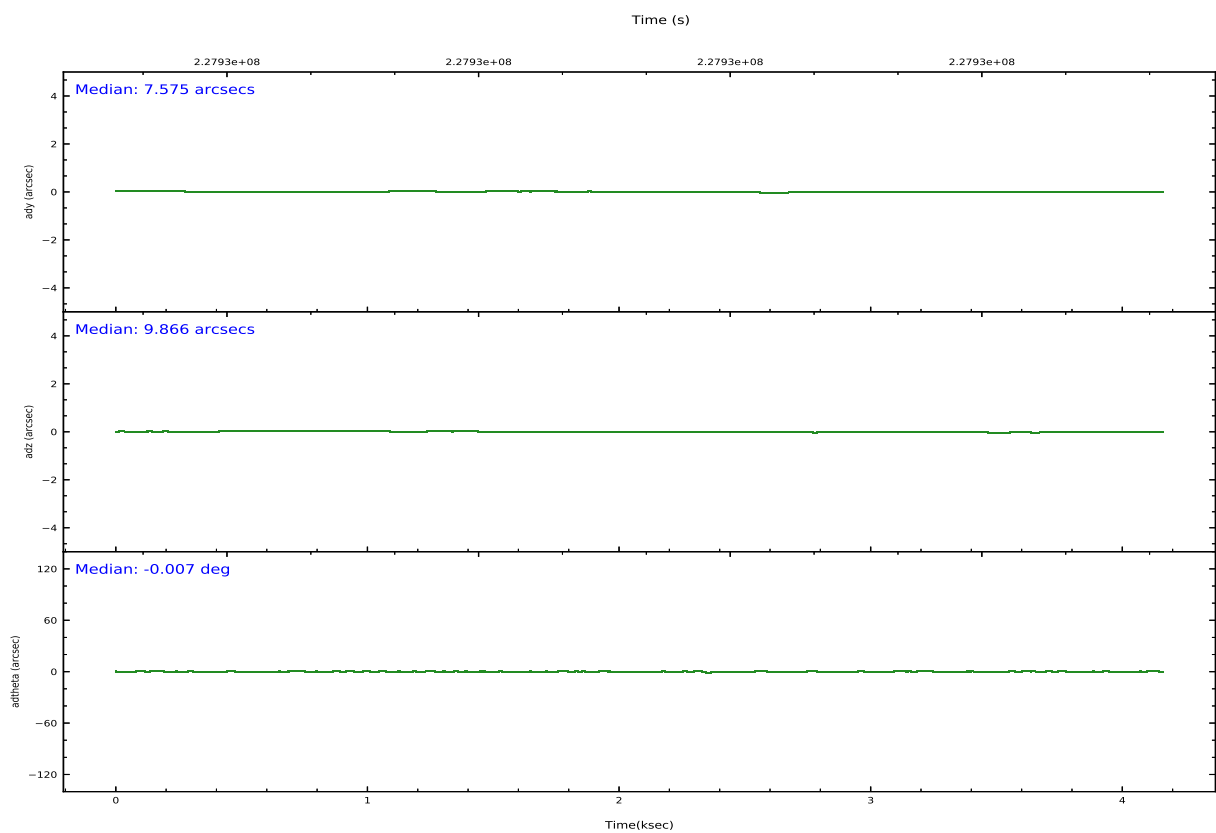
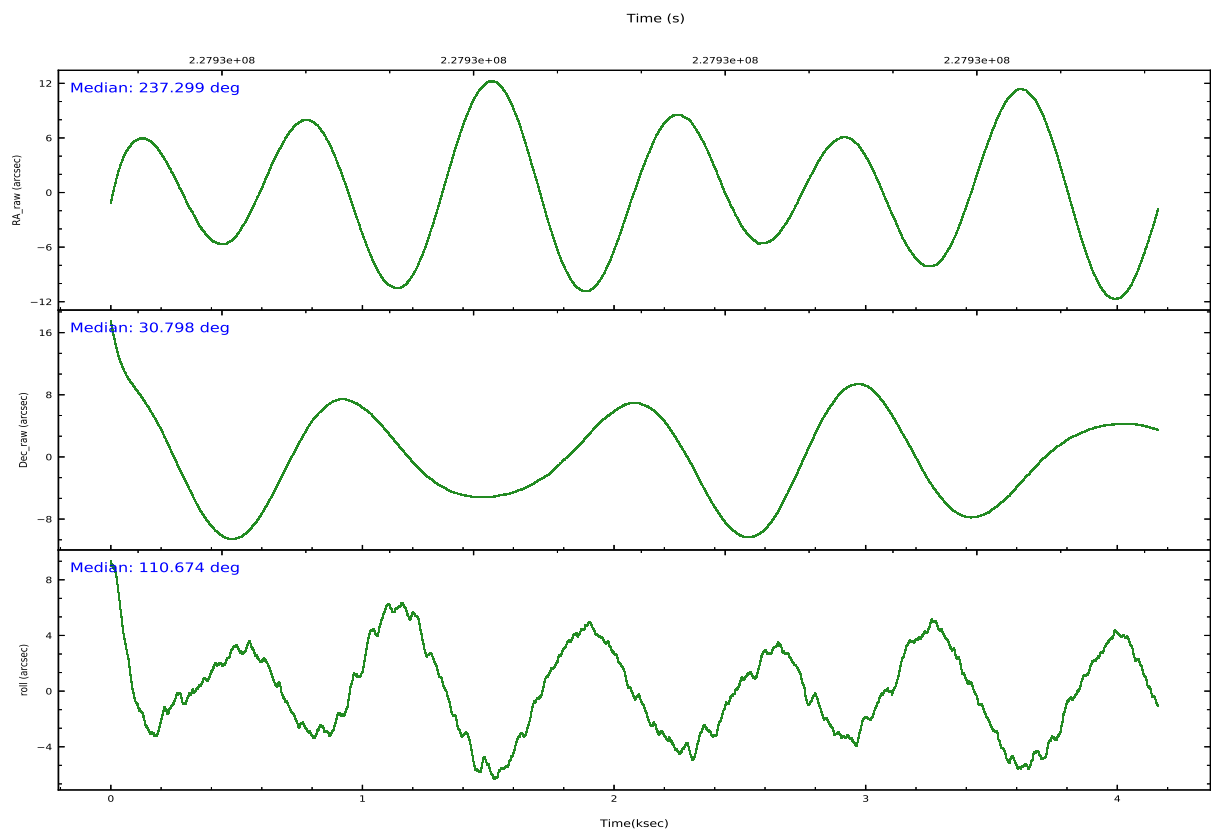
	ccd 2	ccd 3	ccd 5	ccd 6	ccd 7	ccd 8
grade 0 events	794	689	2286	773	919	1729
	3%	3%	11%	3%	7%	7%
grade 1 events	19	12	474	10	27	15
	0%	0%	2%	0%	0%	0%
grade 2 events	440	376	3894	409	1727	1350
	1%	1%	19%	1%	13%	5%
grade 3 events	201	208	621	232	730	689
	0%	0%	3%	1%	5%	2%
grade 4 events	185	192	636	219	768	683
	0%	0%	3%	1%	6%	2%
grade 5 events	383	417	1641	445	1360	743
	1%	1%	8%	2%	10%	3%
grade 6 events	291	261	5003	308	3120	1513
	1%	1%	24%	1%	24%	6%
grade 7 events	20006	19242	5820	18271	3977	16830
	89%	89%	28%	88%	31%	71%

2.2 Compared Parameters

Parameter	Planned	Actual	Parameter	Planned	Actual
Instrument	ACIS	ACIS	Obspar version number	8	8
Detector	ACIS-235678	ACIS-235678	Obspar file type	PREDICTED	ACTUAL
Grating	NONE	NONE	Obspar update status	NONE	UPDATED
Data mode	VFAINT	VFAINT	Number of optional ACIS chips dropped	0	0
Observation mode	POINTING	POINTING	On-chip summing requested	N	N
[deg] Pointing RA	237.323967	237.30313216036	Subarray requested	NONE	NONE
[deg] Pointing Dec	30.780447	30.796469147043	Alternating exposures requested	N	N
[deg] Pointing Roll	110.504902	110.67364538284	[s] Primary exposure time	0.000000	3.2
[mm] SIM focus pos	-0.684267	-0.6828225247311905			
[mm] SIM defocus	0	0.001444936568705701			
[mm] SIM translation stage pos	-190.132523	-190.145094680475			
[mm] SIM translation stage offset	0	0.01257209746719923			
[s] Observation start time (MET)	227925720.184000	227924703.76605			
Observation start date	2005-03-23T00:40:56	2005-03-23T00:25:03			
[s] Observation end time (MET)	227929720.184000	227930147.0288			
Observation end date	2005-03-23T01:47:36	2005-03-23T01:55:47			
Read mode	TIMED	TIMED			

2.3 Aspect



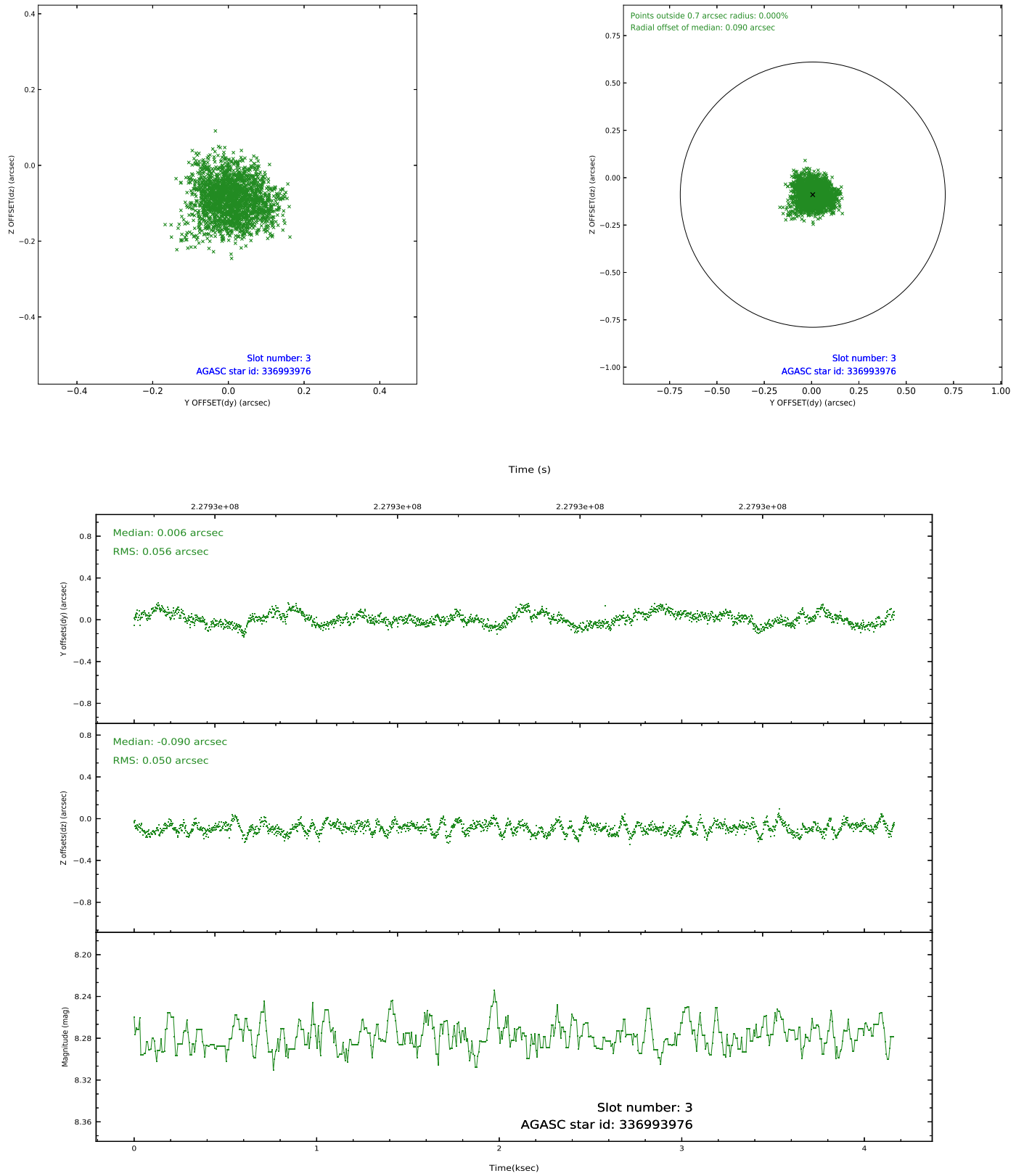


Slot Statistics

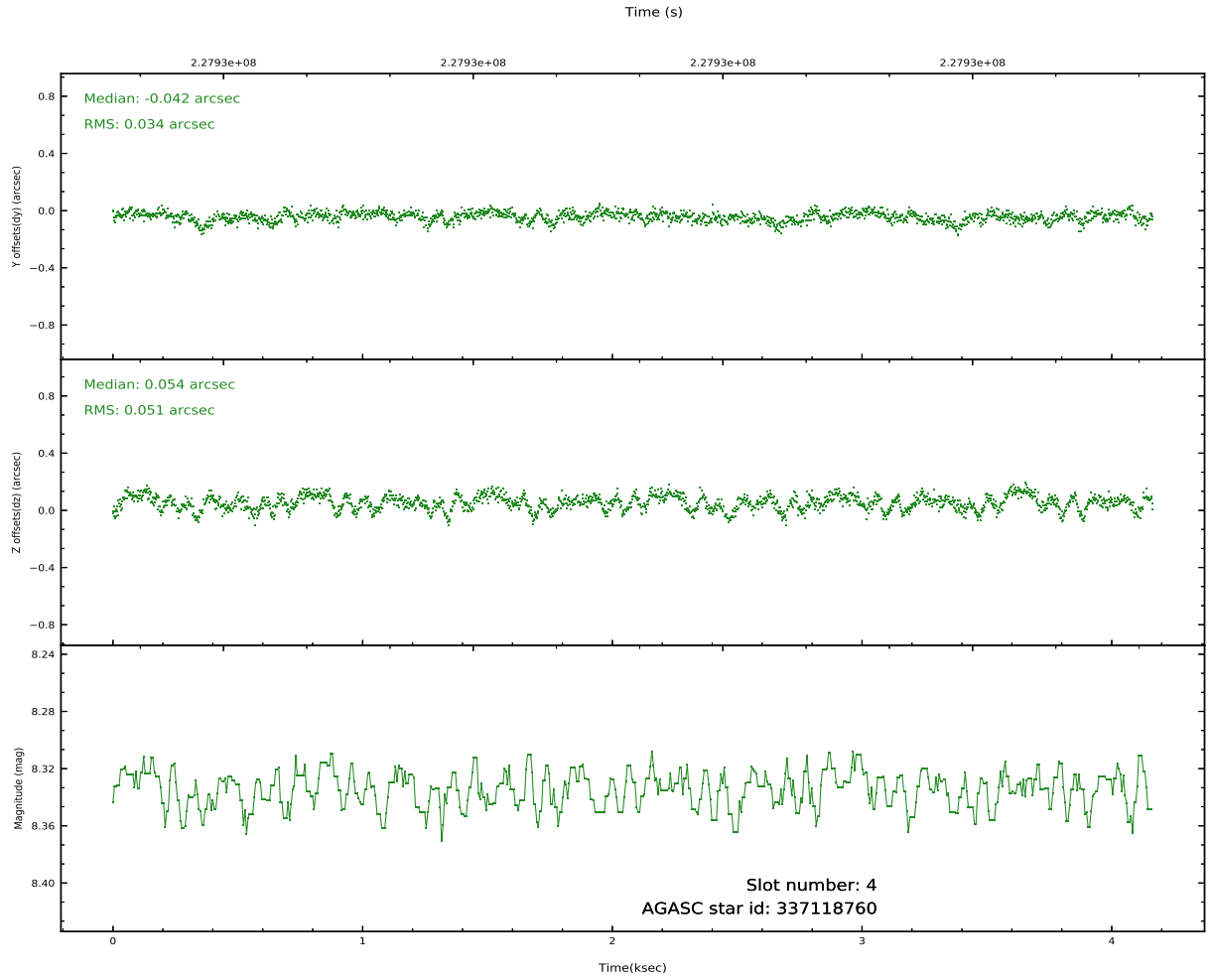
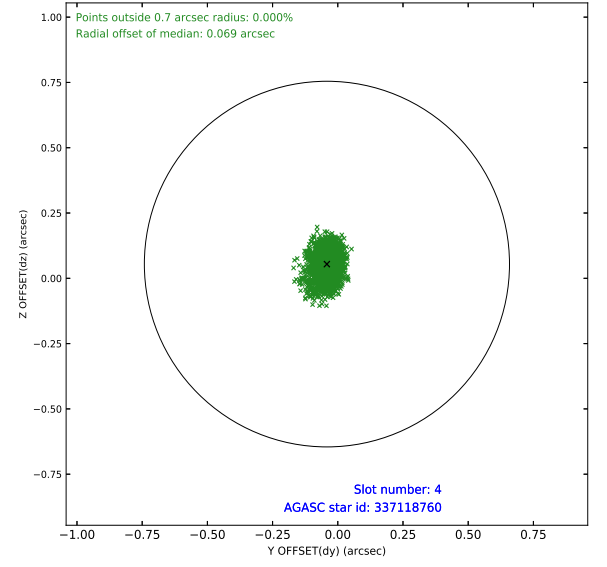
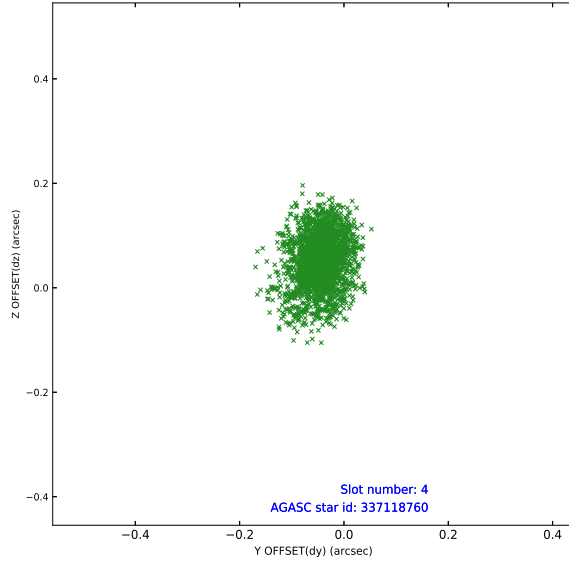
pt	status	used	id	mag	n_pts	frac_pts	med_dy	med_dz	dr1	dr2	ra	dec	mean_y	mea
0	FID		ACIS-S-1	7.19	1016	1.000	0.013	-0.056	0.007	0.012	0.000000	0.000000	935.74	-1726
1	FID		ACIS-S-4	7.21	1016	1.000	0.121	0.037	0.006	0.011	0.000000	0.000000	2154.04	176
2	FID		ACIS-S-5	7.24	1016	1.000	-0.161	0.032	0.006	0.011	0.000000	0.000000	-1811.43	171
3	GUIDE	used	336993976	8.28	2032	1.000	0.006	-0.090	0.081	0.128	236.790625	30.565640	-142.04	1818
4	GUIDE	used	337118760	8.33	2032	1.000	-0.042	0.054	0.065	0.109	237.951385	30.817716	-548.80	-1864
5	GUIDE	used	337124720	9.09	2031	1.000	-0.078	0.011	0.077	0.125	237.274125	31.221858	1541.61	-413
6	GUIDE	used	337125592	8.96	2031	1.000	0.068	0.129	0.135	0.186	237.999104	30.736400	-873.46	-1903
7	GUIDE	used	337122208	9.74	2030	1.000	0.053	-0.109	0.120	0.199	237.026066	30.014258	-2257.51	1834

2.4 Star Slots

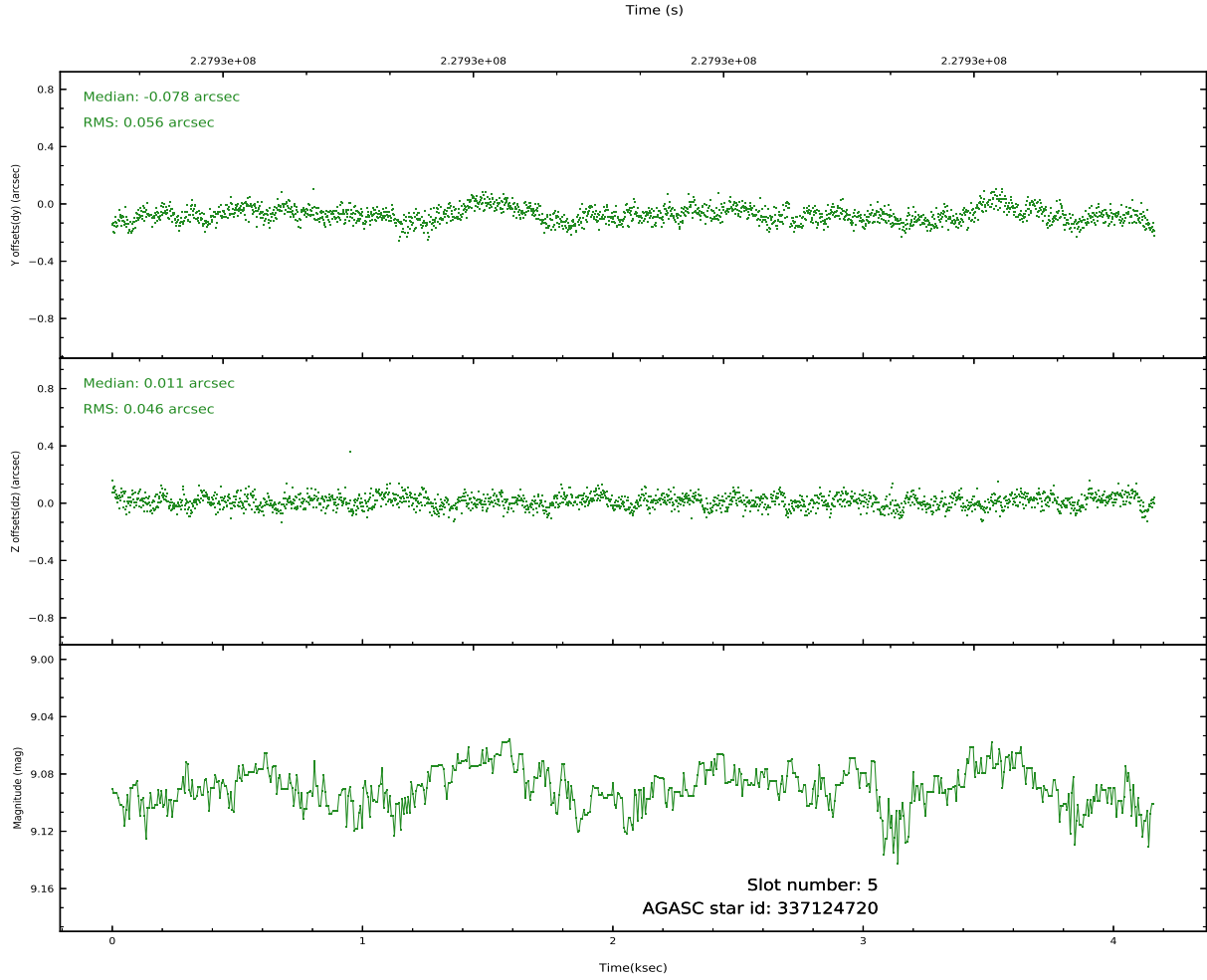
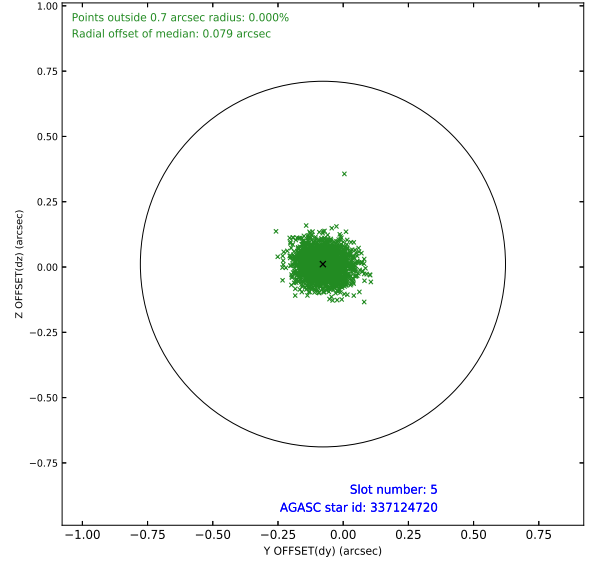
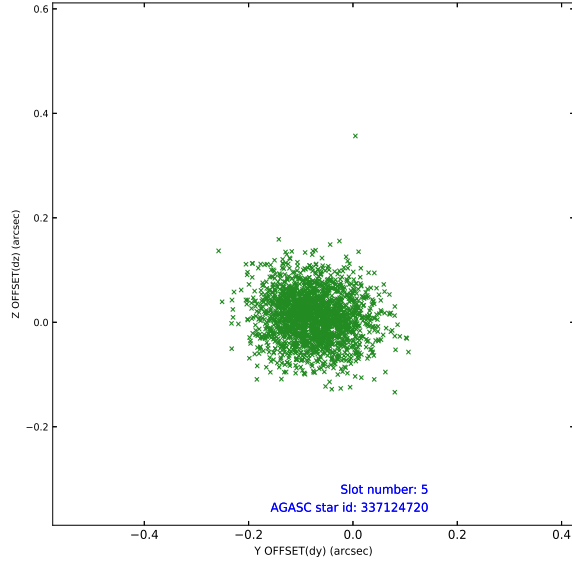
2.4.1 Slot 3



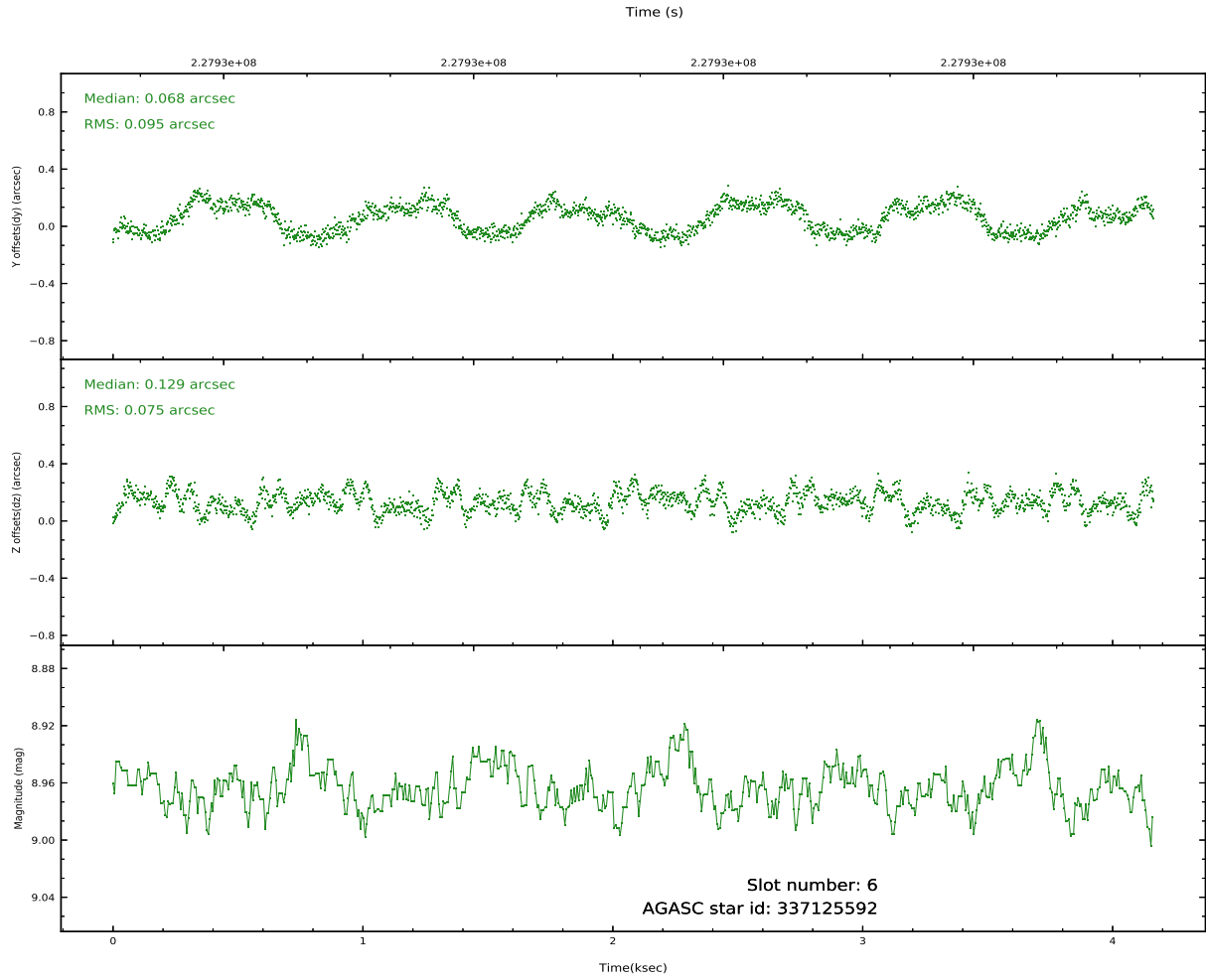
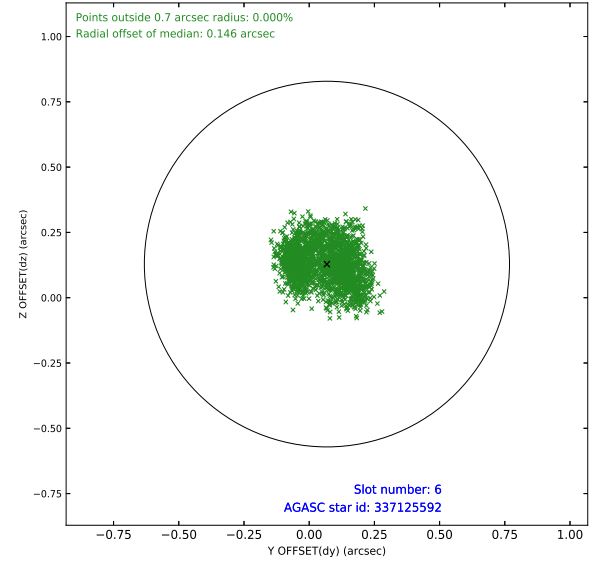
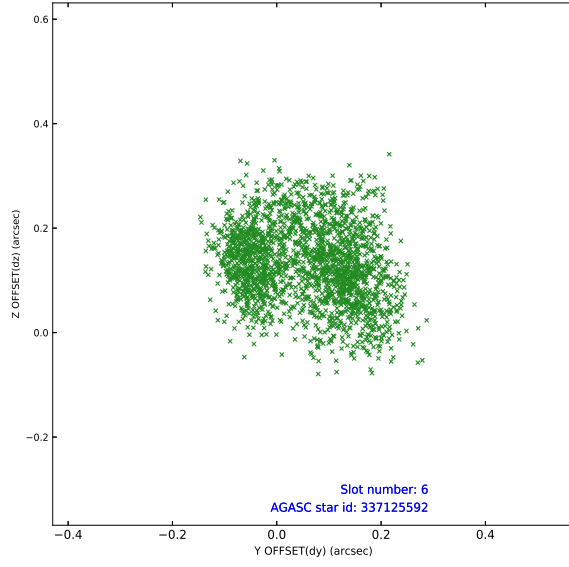
2.4.2 Slot 4



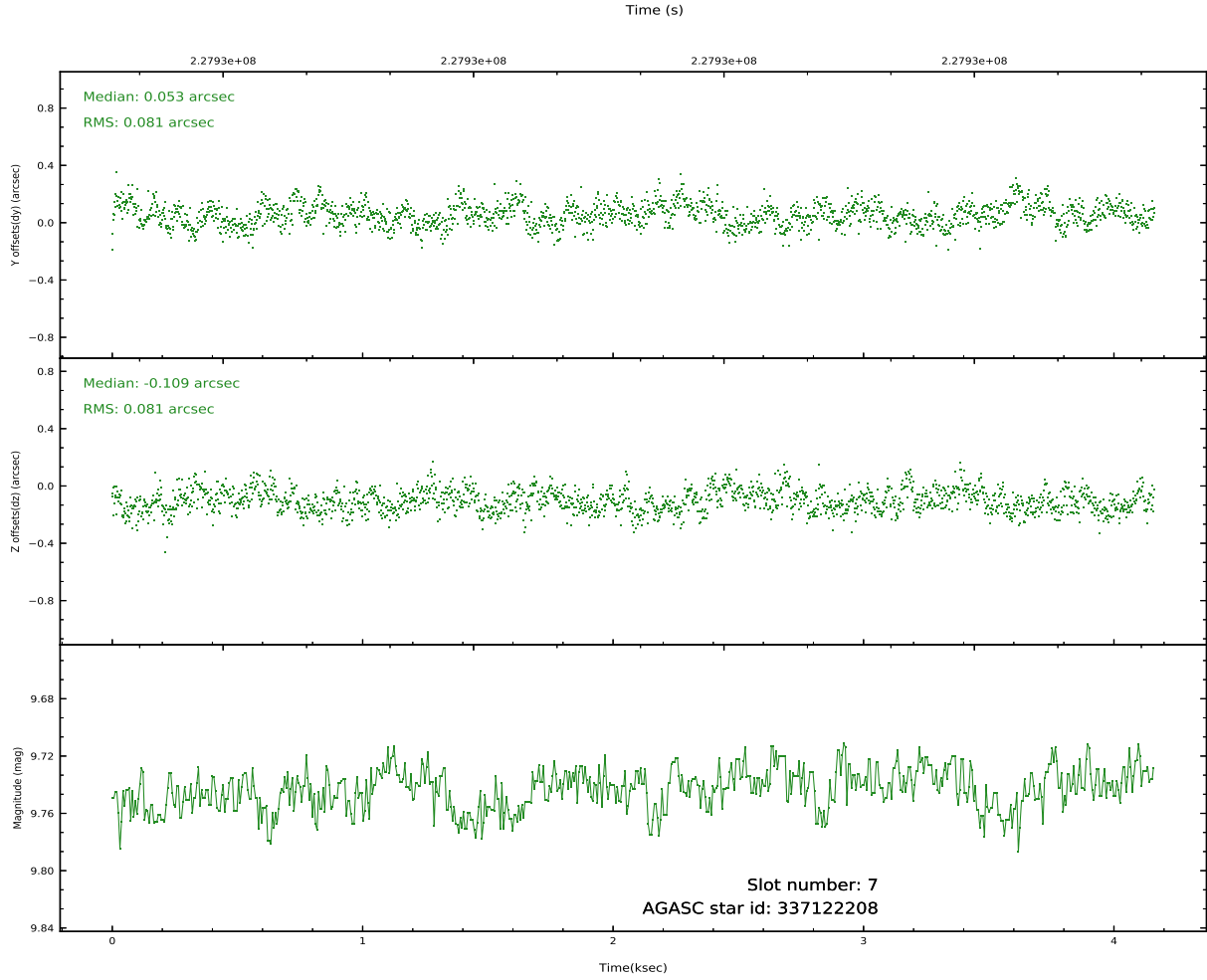
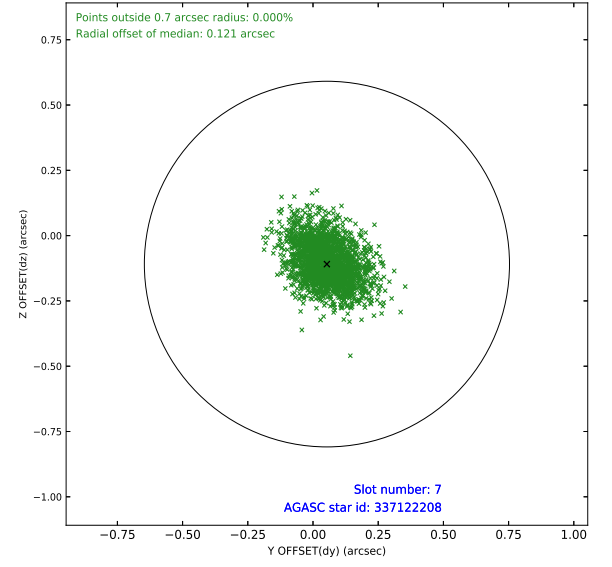
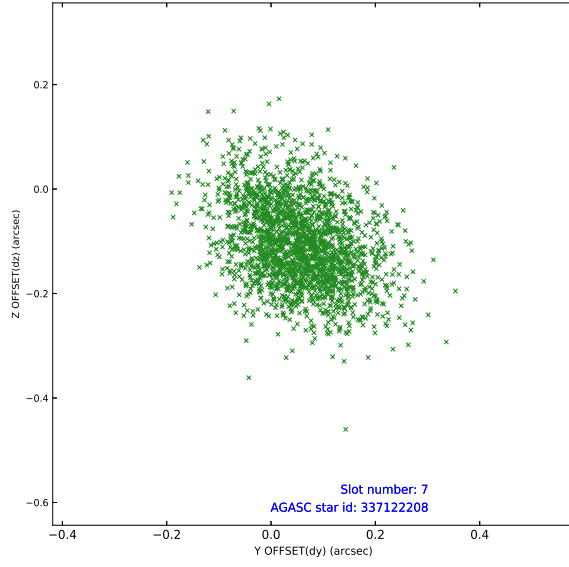
2.4.3 Slot 5



2.4.4 Slot 6

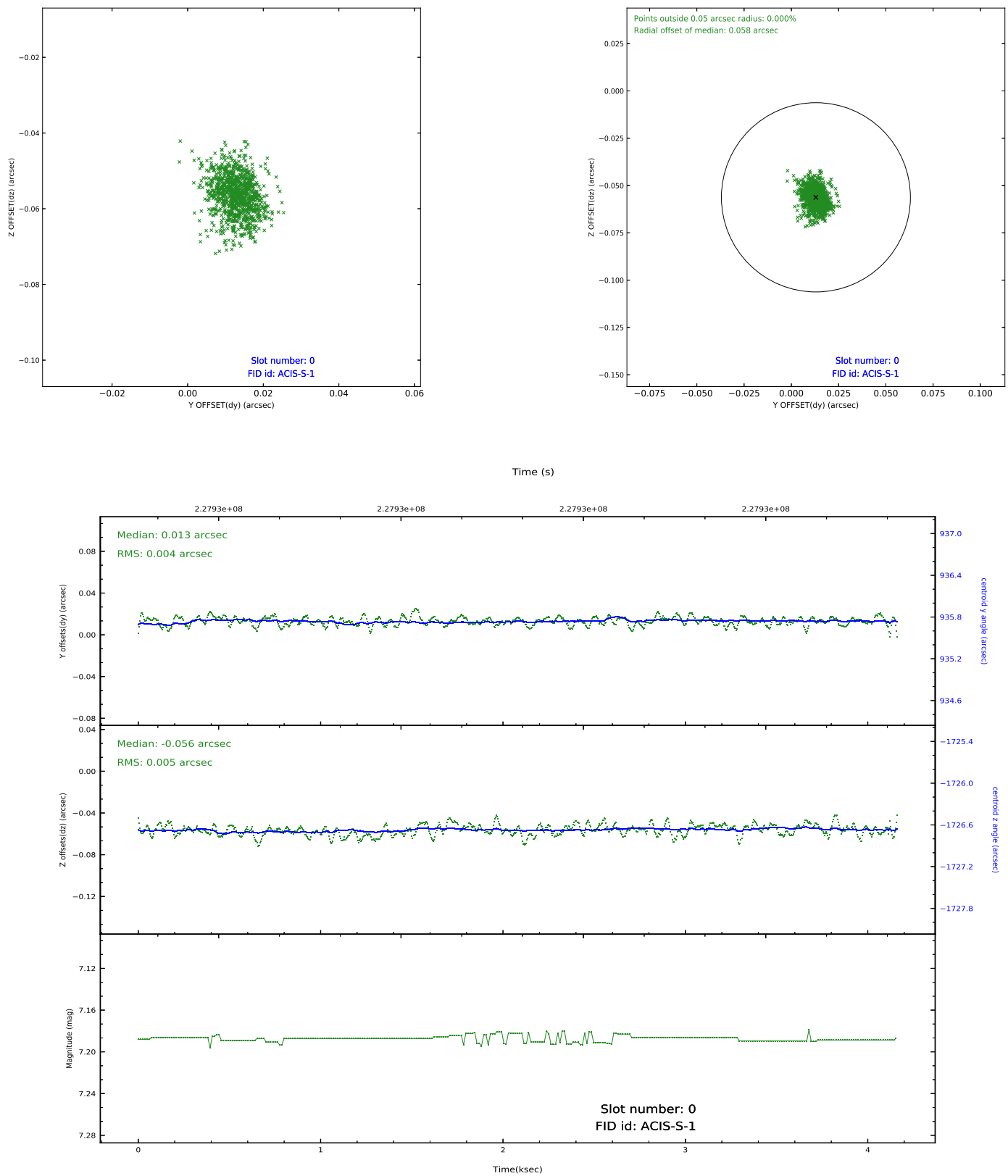


2.4.5 Slot 7

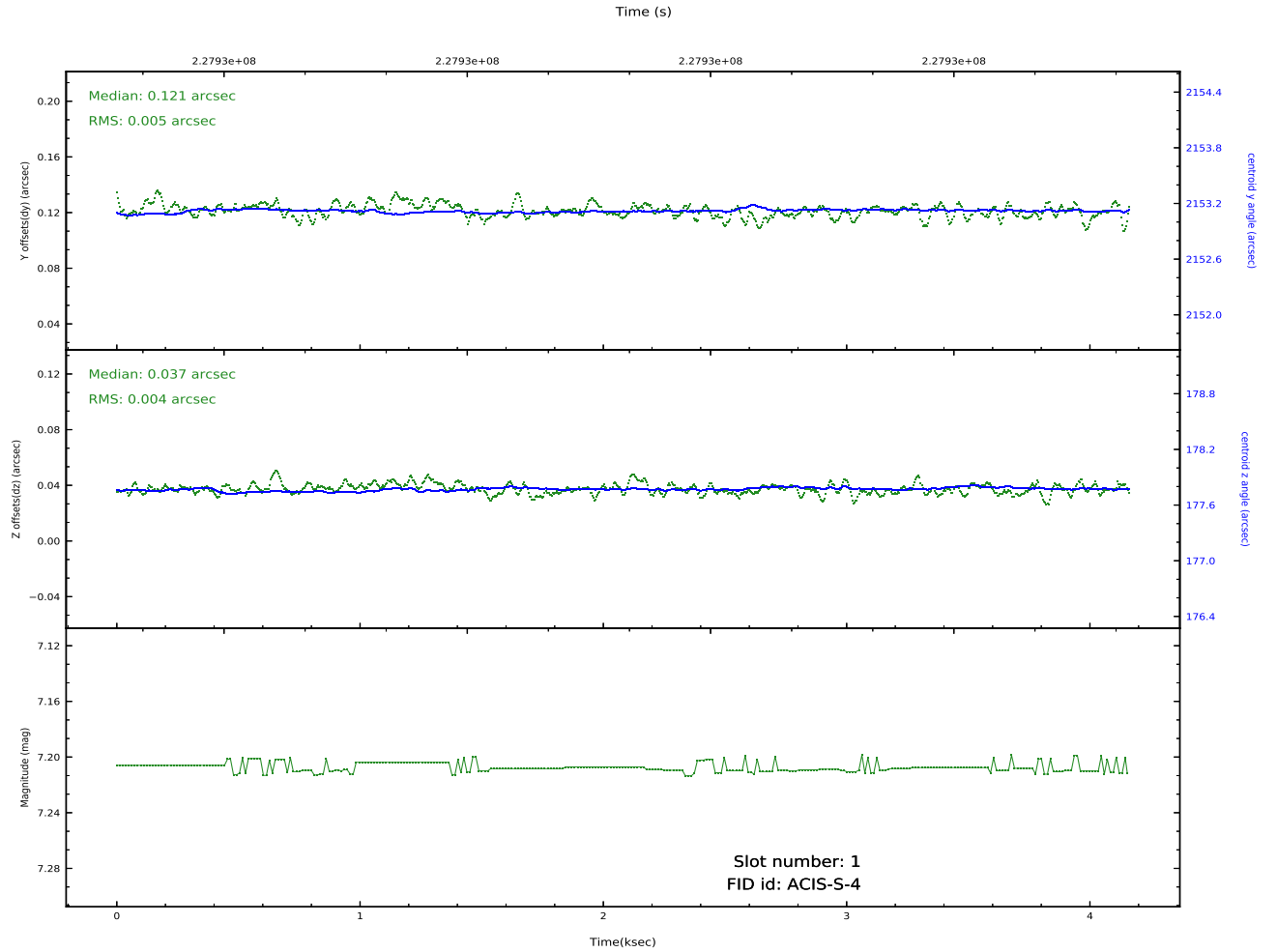
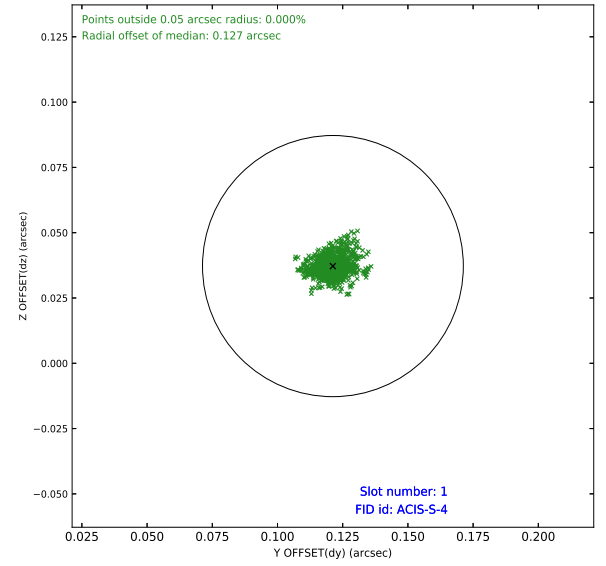
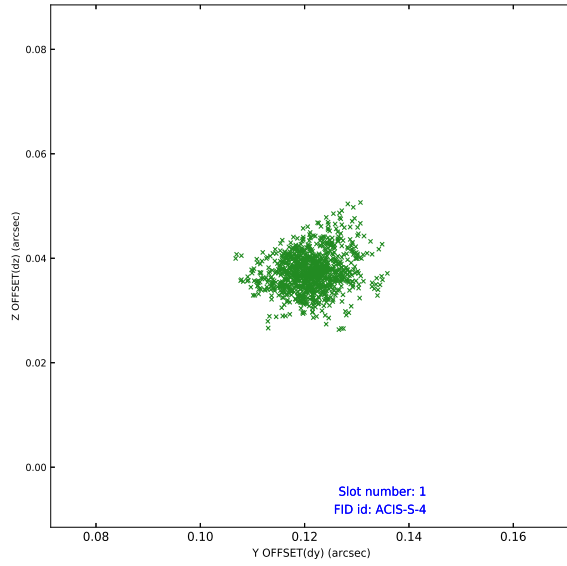


2.5 FID Slots

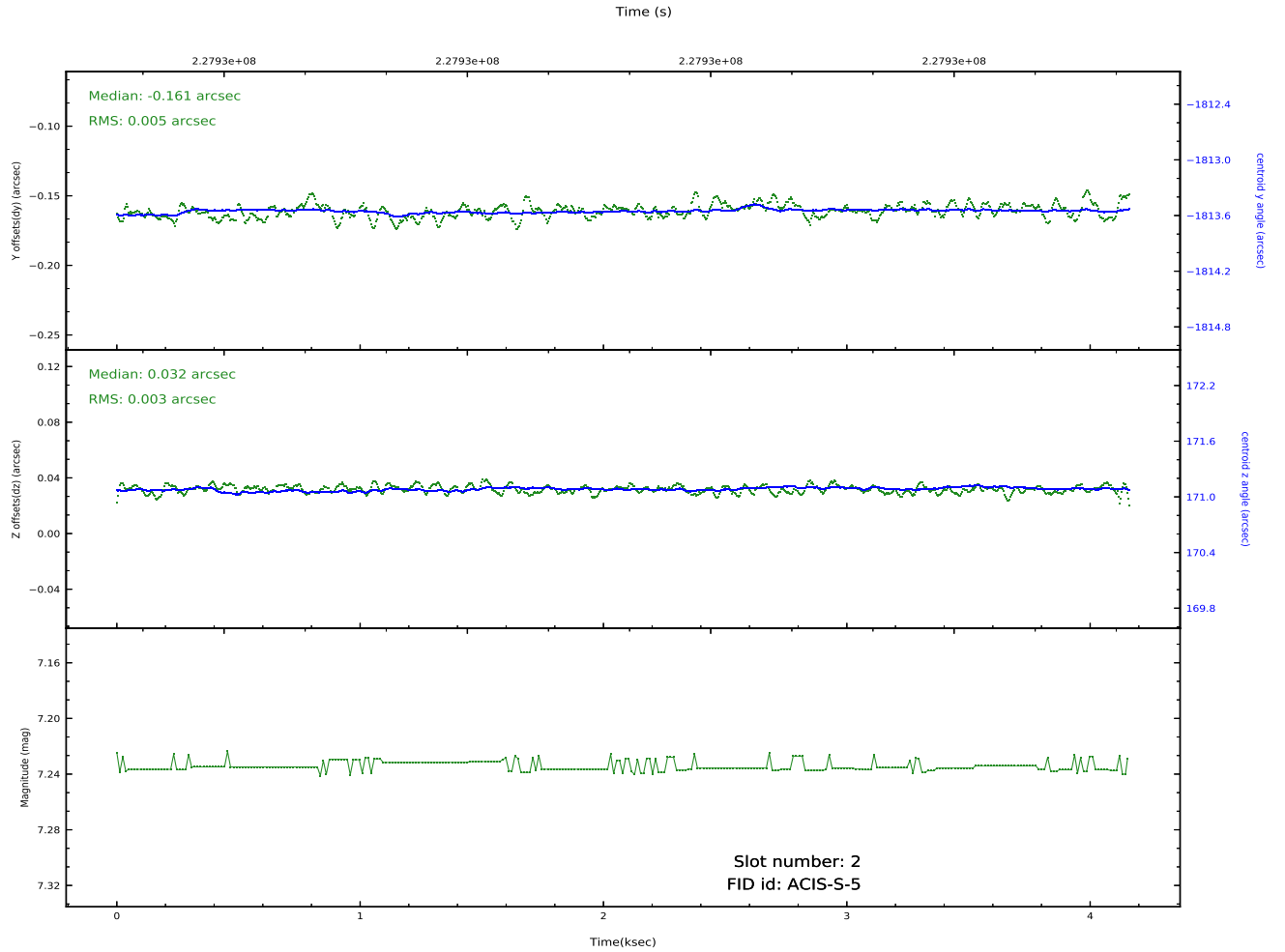
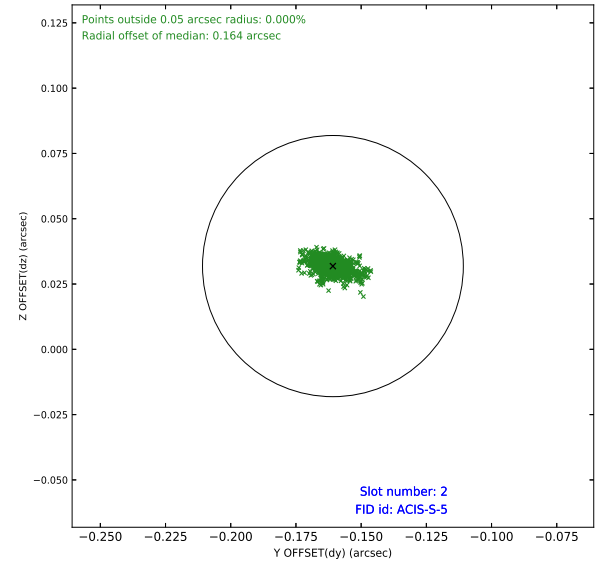
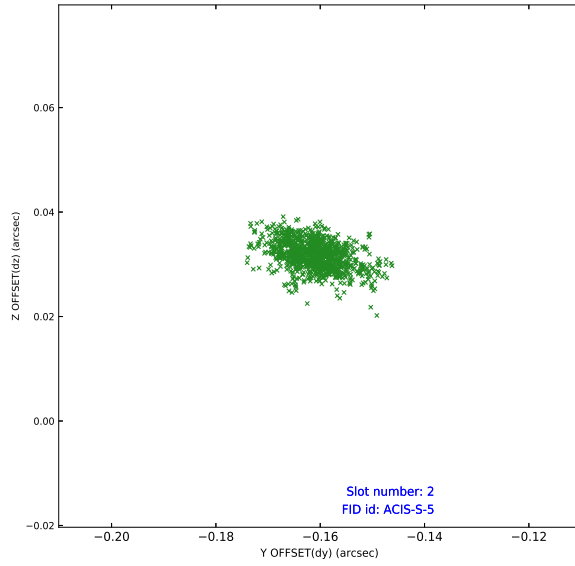
2.5.1 Slot 0



2.5.2 Slot 1



2.5.3 Slot 2



A Summary

A.1 Status

V&V Scientist	Jen Lauer
V&V Date (YYYY-MM-DD)	2020.10.08
V&V Edition	1
V&V Disposition and Status	OK
V&V Charge Time	4.067199

A.2 Comments