

V&V Reference Report

L2 ASCDS Version : 8.4.5

Observation 4694 - L2 Version 3
Chandra X-Ray Center


L2 Processing Date : Nov 13 2012

Contents

1	Front	2
2	OBI	3
2.1	OBI	3
2.1.1	Images	3
2.1.2	Bias	3
2.1.3	Parameters	4
2.1.4	Events	4
2.2	Compared Parameters	5
2.3	Aspect	6
2.4	Star Slots	9
2.4.1	Slot 3	9
2.4.2	Slot 4	10
2.4.3	Slot 5	11
2.4.4	Slot 6	12
2.4.5	Slot 7	13
2.5	FID Slots	14
2.5.1	Slot 0	14
2.5.2	Slot 1	15
2.5.3	Slot 2	16
A	Summary	17
A.1	Status	17
A.2	Comments	17

1 Front


seq_num	600349	Sequence number
obs_id	4694	Observation id
title	Physics of Accretion Flows in Ultra-low Luminosity AGNs: A Mini Survey of a Distance-Limited Sample of Inactive Galaxies	Proposal tit
observer	Dr. Yuichi Terashima	Principal investigator
object	NGC 3521	Source name
dtcycle	0	
cycle	P	events from which exps? Prim/Second/Both
ra_targ	166.454167	Observer's specified target RA [deg]
dec_targ	-0.035833	Observer's specified target Dec [deg]
ra_nom	166.45806685813	Nominal RA [deg]
dec_nom	-0.044747456062745	Nominal Dec [deg]
roll_nom	303.64652733042	Nominal Roll [deg]
revision	3	Processing version of data
ontime	10074.591227144	Sum of GTIs [s]
livetime	9942.9592759552	Livetime [s]
ontime2	10074.427067131	Sum of GTIs [s]
ontime3	10074.509147137	Sum of GTIs [s]
ontime6	10074.550187141	Sum of GTIs [s]
ontime7	10074.591227144	Sum of GTIs [s]
ontime8	10074.468107134	Sum of GTIs [s]
l2events	56037	Number of level 2 events




2 OBI

2.1 OBI

2.1.1 Images



2.1.2 Bias



2.1.3 Parameters

obi_num	0	Obi number	sched_exp_time	10000.000000	[s] Scheduled observation exposure time
ascdsver	8.4.5	Processing system revision	ontime	10074.591227144	Sum of GTIs [s]
caldsver	4.5.2	 	ontime2	10074.427067131	Sum of GTIs [s]
date	2012-11-13T20:13:26	Date and time of file creation	ontime3	10074.509147137	Sum of GTIs [s]
revision	3	Processing version of data	ontime6	10074.550187141	Sum of GTIs [s]
			ontime7	10074.591227144	Sum of GTIs [s]
			ontime8	10074.468107134	Sum of GTIs [s]
			l1events	312554	Number of level 1 events

2.1.4 Events

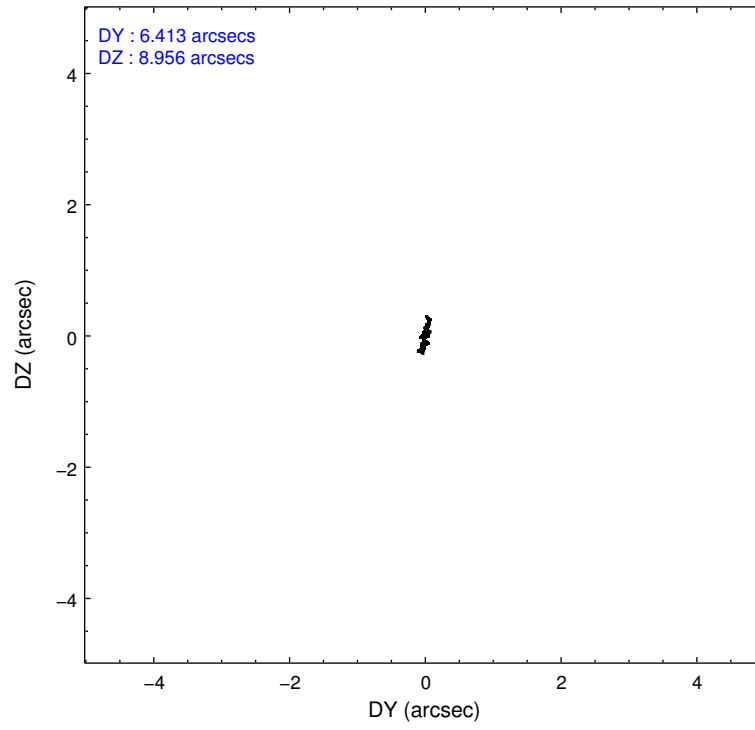
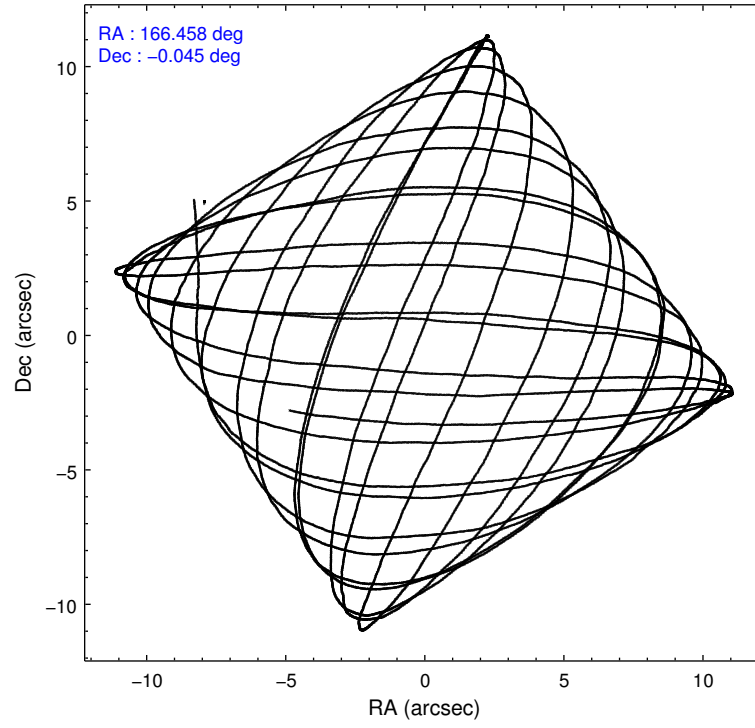
	ccd 2	ccd 3	ccd 6	ccd 7	ccd 8
level 1 events	58885	56727	58775	67386	70781
rejected events	52646	50753	51903	34221	54471
rejected %	89%	89%	88%	50%	76%

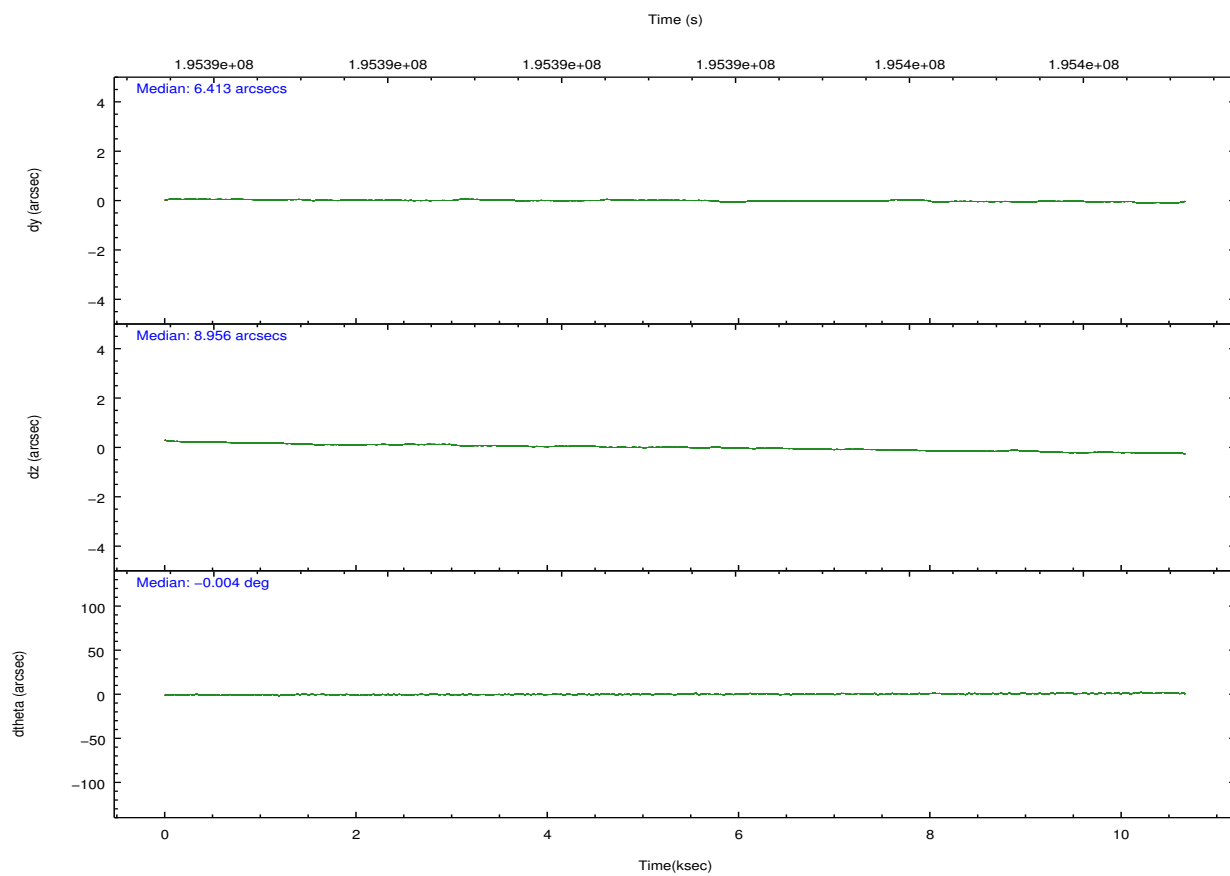
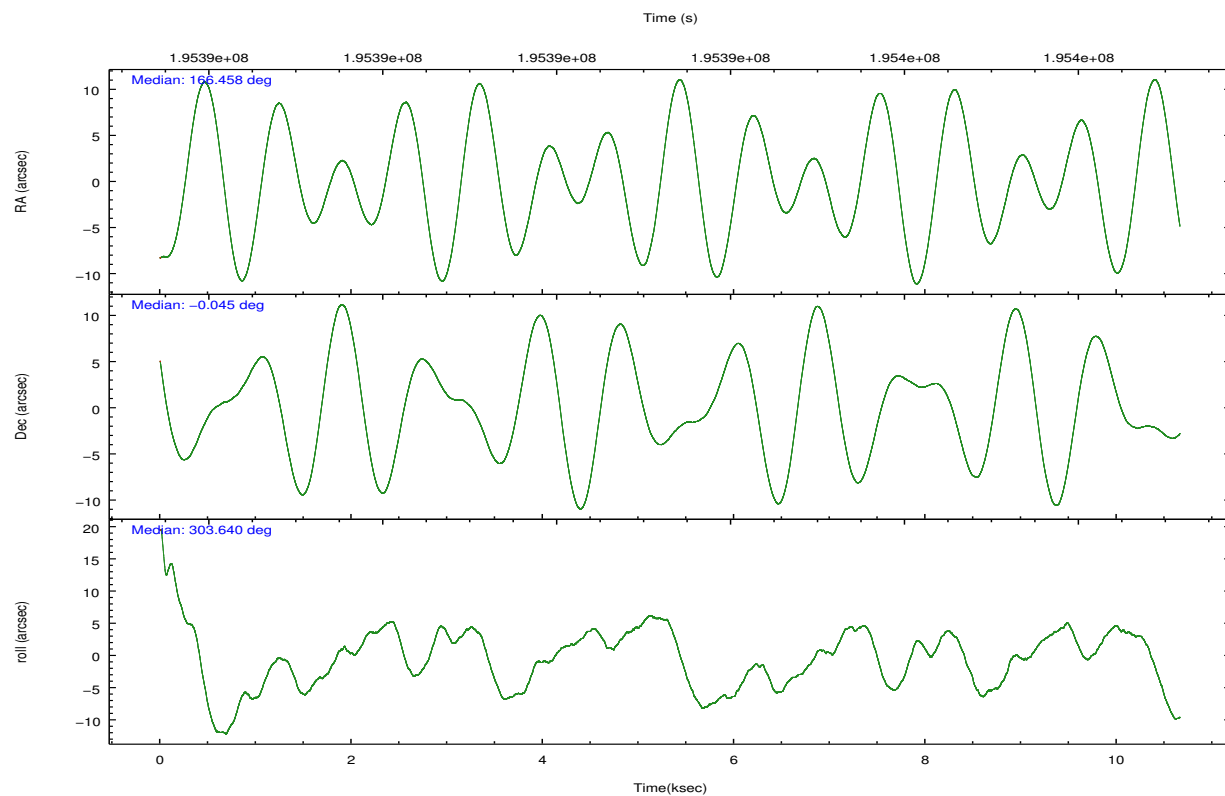
	ccd 2	ccd 3	ccd 6	ccd 7	ccd 8
grade 0 events	2441	2221	2547	3450	5409
	4%	3%	4%	5%	7%
grade 1 events	18	27	25	64	47
	0%	0%	0%	0%	0%
grade 2 events	1399	1201	1376	6760	3496
	2%	2%	2%	10%	4%
grade 3 events	654	646	729	3174	1663
	1%	1%	1%	4%	2%
grade 4 events	623	681	715	3117	1540
	1%	1%	1%	4%	2%
grade 5 events	1812	2253	2378	6516	3304
	3%	3%	4%	9%	4%
grade 6 events	1124	1228	1507	16683	4206
	1%	2%	2%	24%	5%
grade 7 events	50814	48470	49498	27622	51116
	86%	85%	84%	40%	72%

2.2 Compared Parameters

Parameter	Planned	Actual	Parameter	Planned	Actual
Instrument	ACIS	ACIS	Obspar format version number	7	7
Detector	ACIS-23678	ACIS-23678	Obspar file type	PREDICTED	ACTUAL
Grating	NONE	NONE	Obspar update status	NONE	UPDATED
Data mode	VFAINT	VFAINT	Number of optional ACIS chips dropped	0	0
Observation mode	POINTING	POINTING	On-chip summing requested	N	N
[deg] Pointing RA	166.433469	166.4580668581251	Subarray requested	NONE	NONE
[deg] Pointing Dec	-0.032941	-0.04474745606274455	Alternating exposures requested	N	N
[deg] Pointing Roll	303.489863	303.6465273304213	[s] Primary exposure time	0.000000	3.1
[mm] SIM focus pos	-0.684267	-0.6828225247311905			
[mm] SIM defocus	0	0.001444936568705701			
[mm] SIM translation stage pos	-190.132523	-190.1400660498719			
[mm] SIM translation stage offset	0	0.00754346686406393			
[s] Observation start time (MET)	195388666.184000	195387453.88883			
Observation start date	2004-03-11T10:36:42	2004-03-11T10:17:33			
[s] Observation end time (MET)	195398666.184000	195400362.7394			
Observation end date	2004-03-11T13:23:22	2004-03-11T13:52:42			
Read mode	TIMED	TIMED			

2.3 Aspect



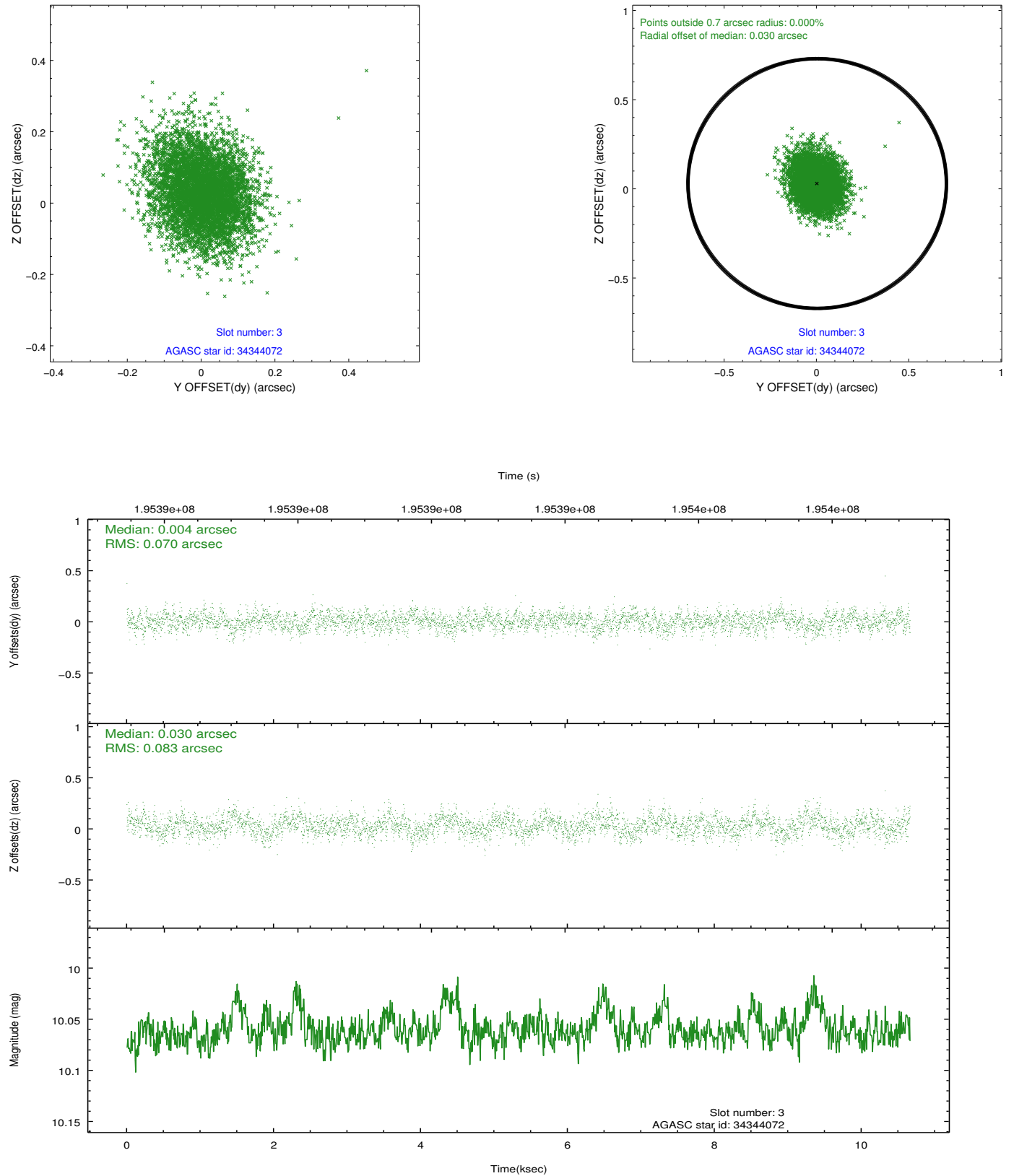


Slot Statistics

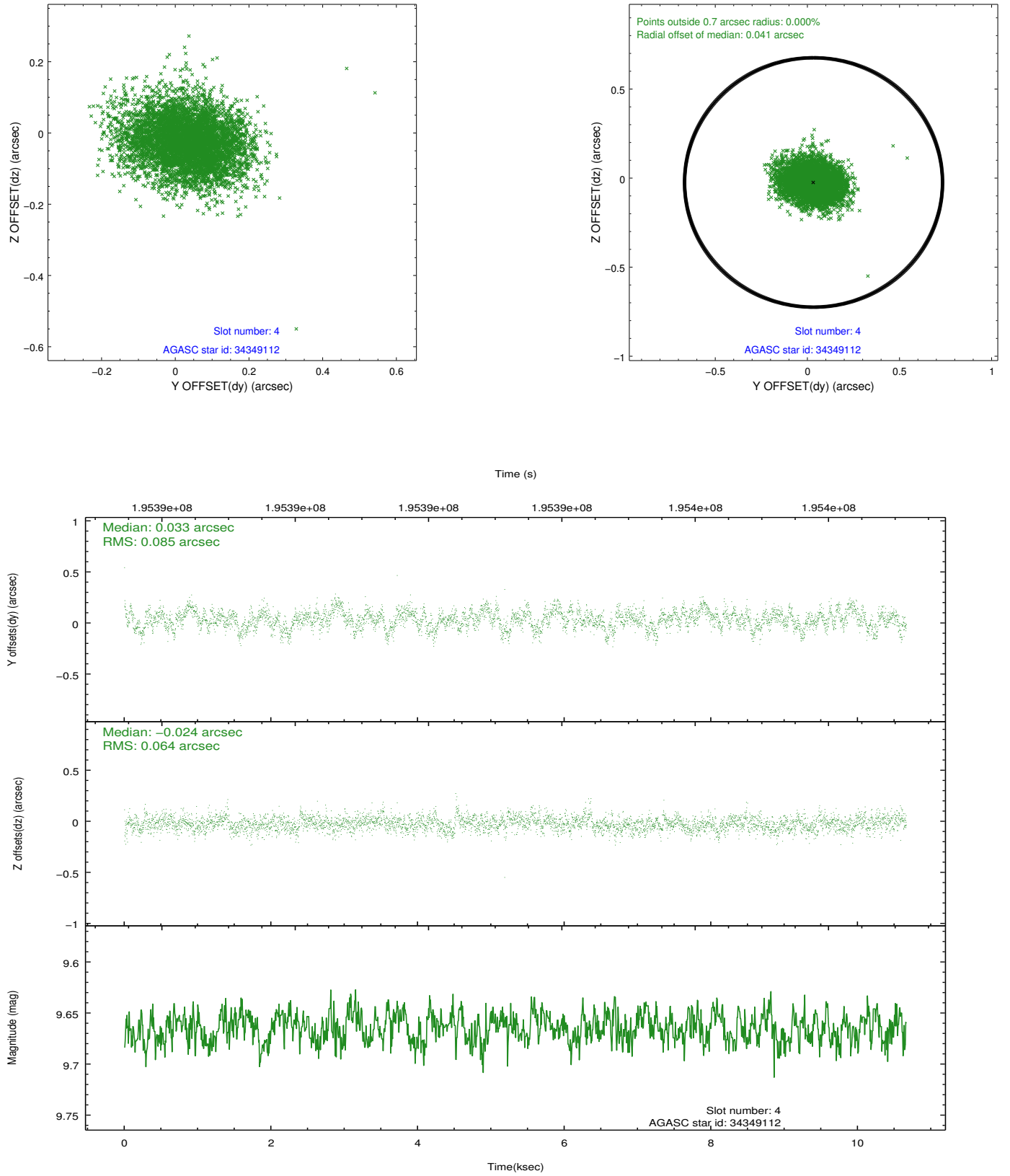
slot	status	id	mag	n_pts	med_dy	med_dz	dr1	dr2	ra	dec	mean_y	mean_z
0	FID	ACIS-S-2	7.10	2601	-0.041	-0.040	0.007	0.012	0.000000	0.000000	-759.18	-1730.20
1	FID	ACIS-S-4	7.20	2601	0.074	0.030	0.005	0.010	0.000000	0.000000	2153.99	177.85
2	FID	ACIS-S-5	7.23	2601	-0.064	0.018	0.007	0.011	0.000000	0.000000	-1811.42	172.06
3	GUIDE	34344072	10.06	5196	0.004	0.030	0.115	0.187	165.723887	0.105493	-1824.73	-1855.40
4	GUIDE	34349112	9.66	5202	0.033	-0.024	0.112	0.185	166.465042	0.607525	-1860.44	1366.77
5	GUIDE	645008208	9.86	5199	-0.031	0.146	0.149	0.245	166.079914	-0.695967	1288.57	-2377.99
6	GUIDE	645009832	8.11	5201	0.032	-0.095	0.063	0.104	166.616053	-0.111044	597.41	392.31
7	GUIDE	645009848	7.94	5199	-0.036	-0.051	0.067	0.108	166.006122	-0.031031	-854.14	-1279.09

2.4 Star Slots

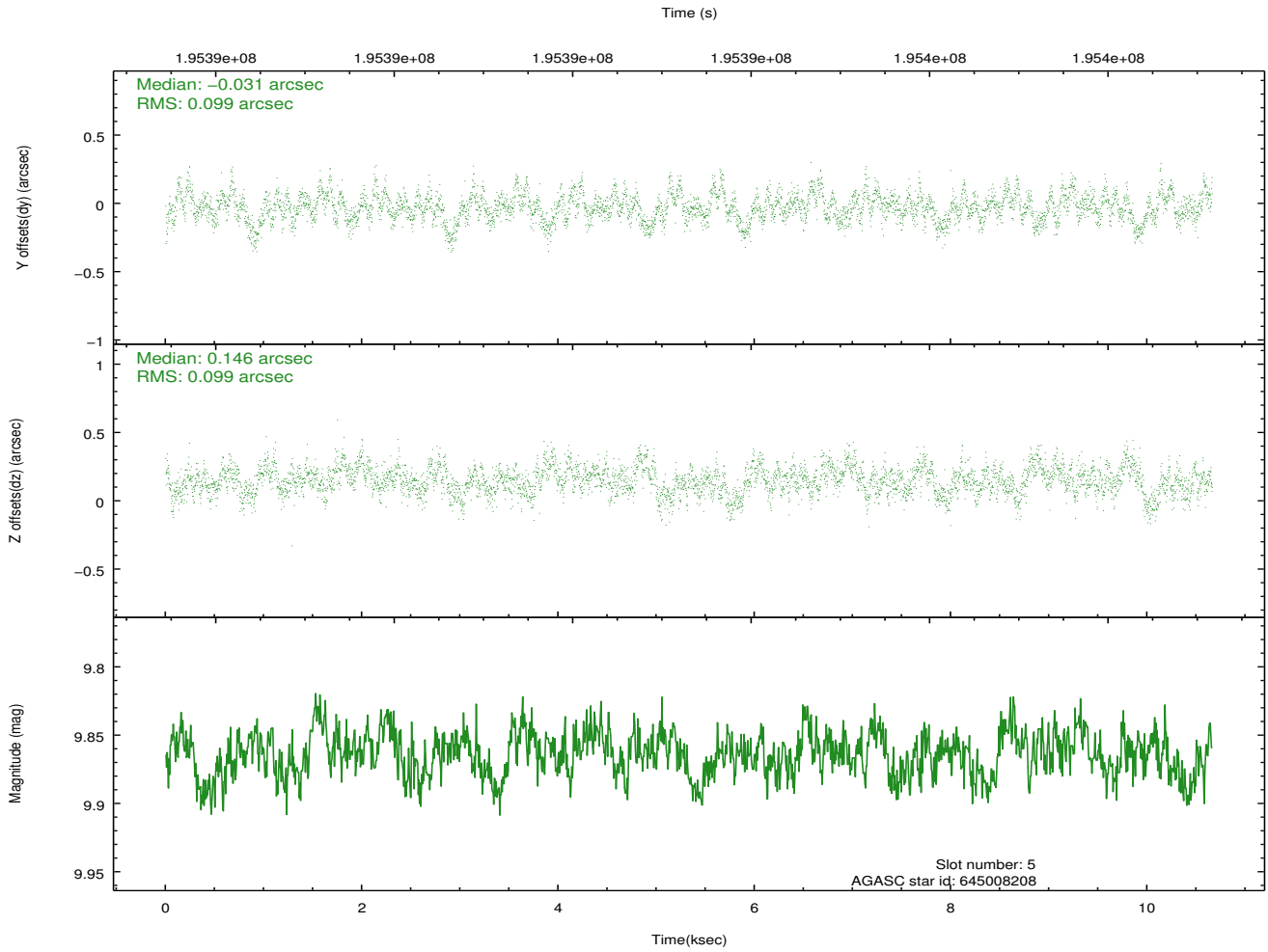
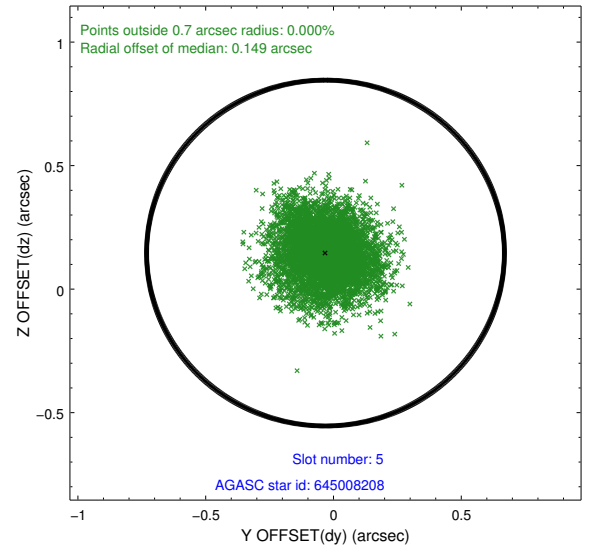
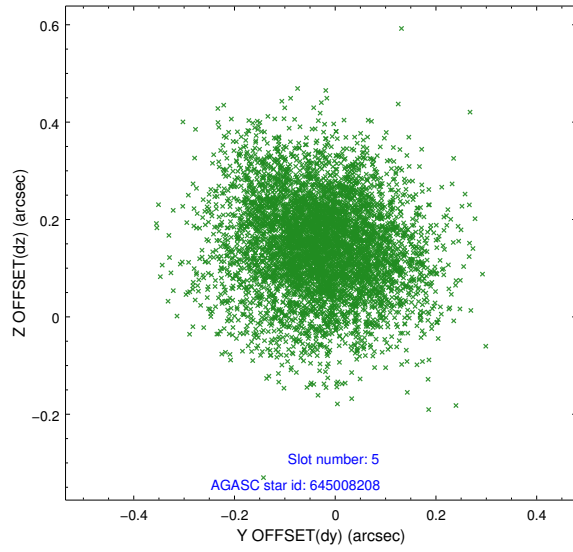
2.4.1 Slot 3



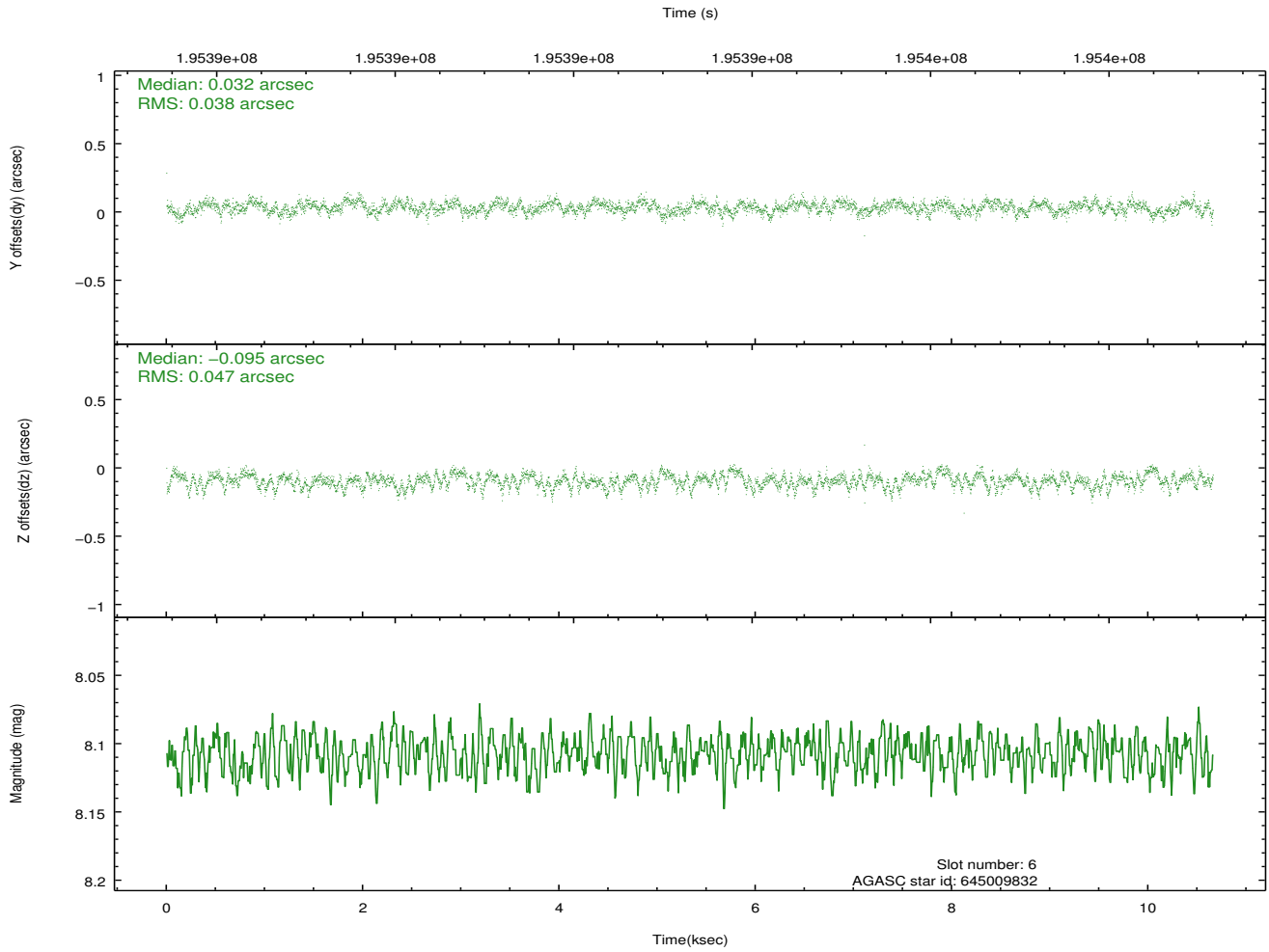
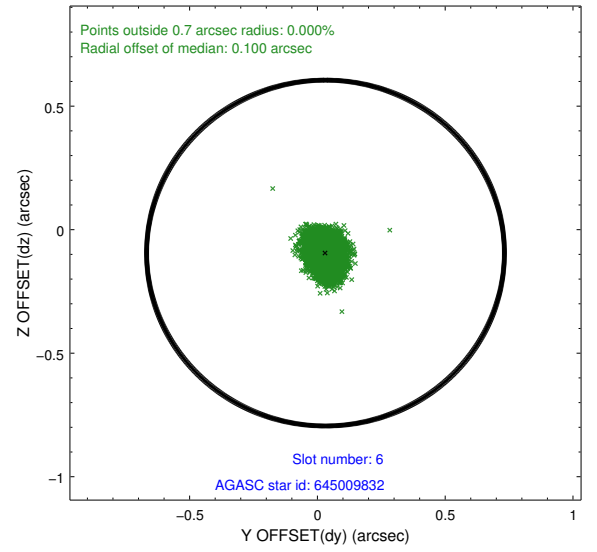
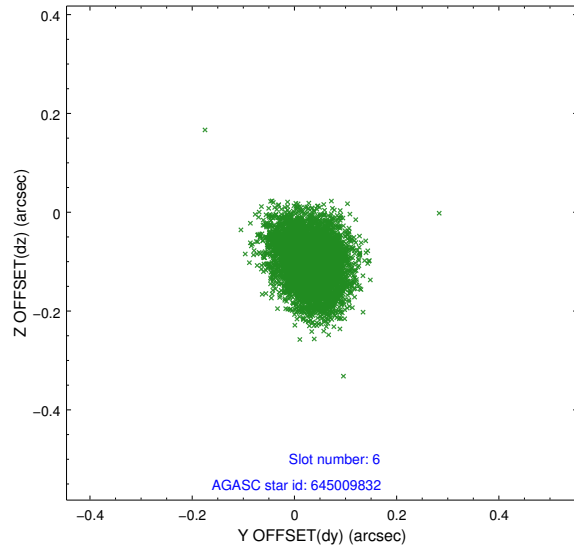
2.4.2 Slot 4



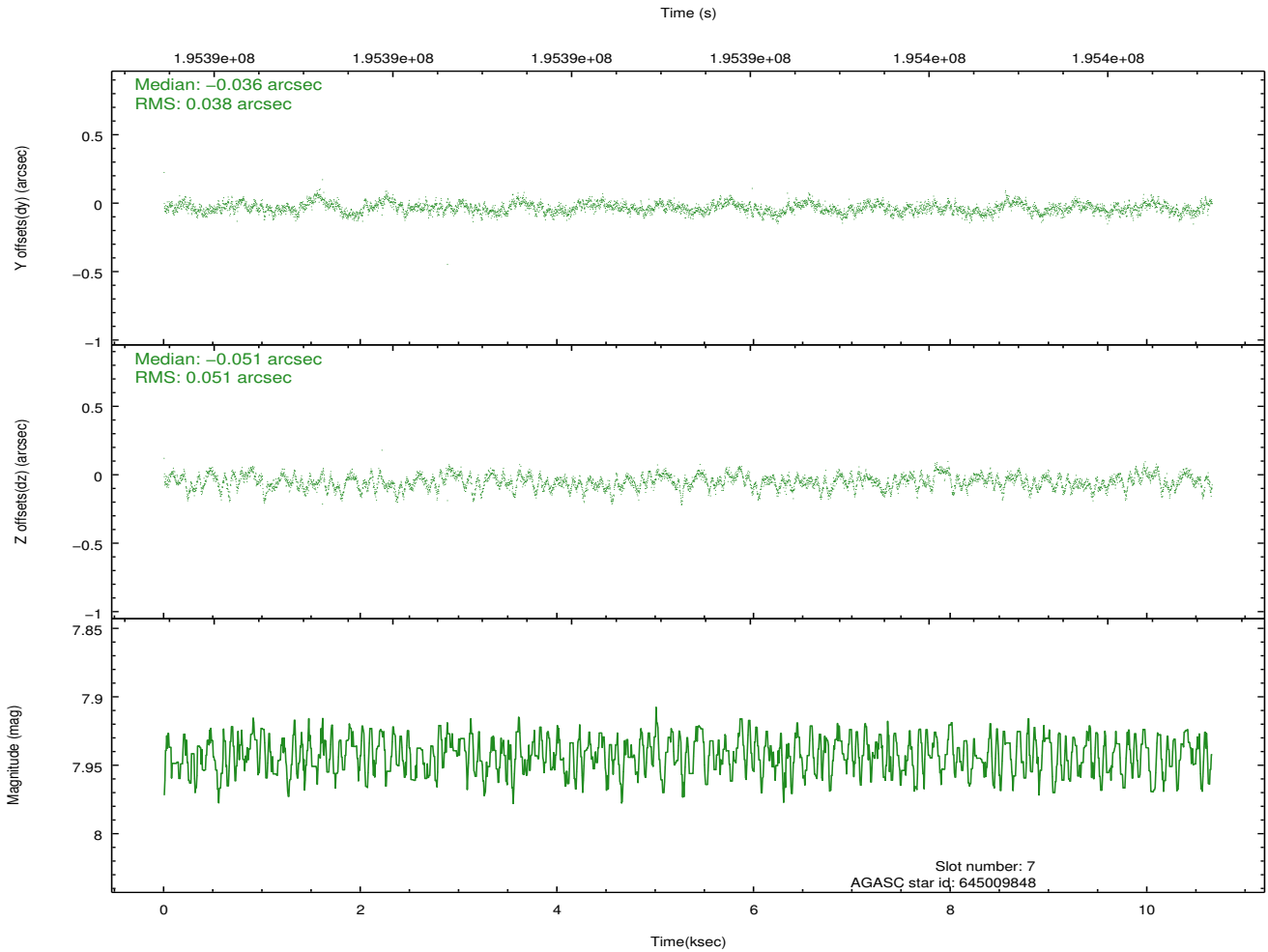
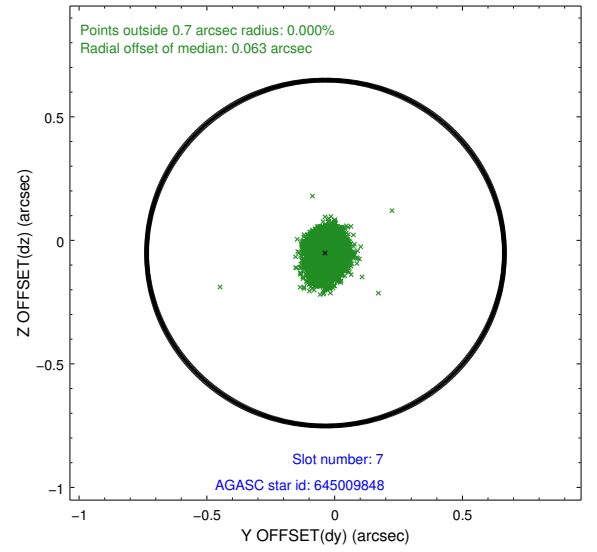
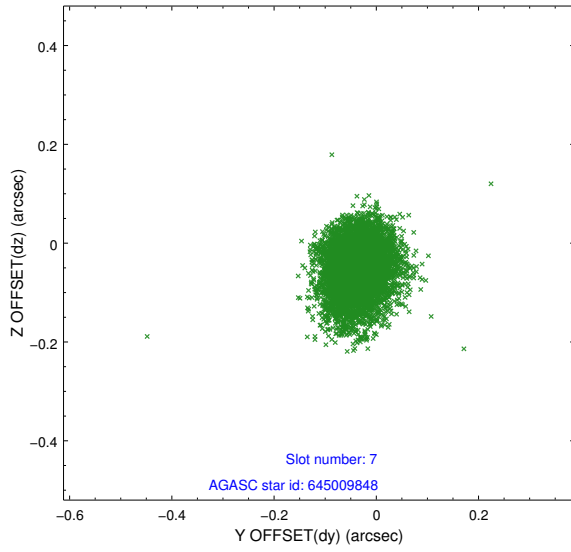
2.4.3 Slot 5



2.4.4 Slot 6

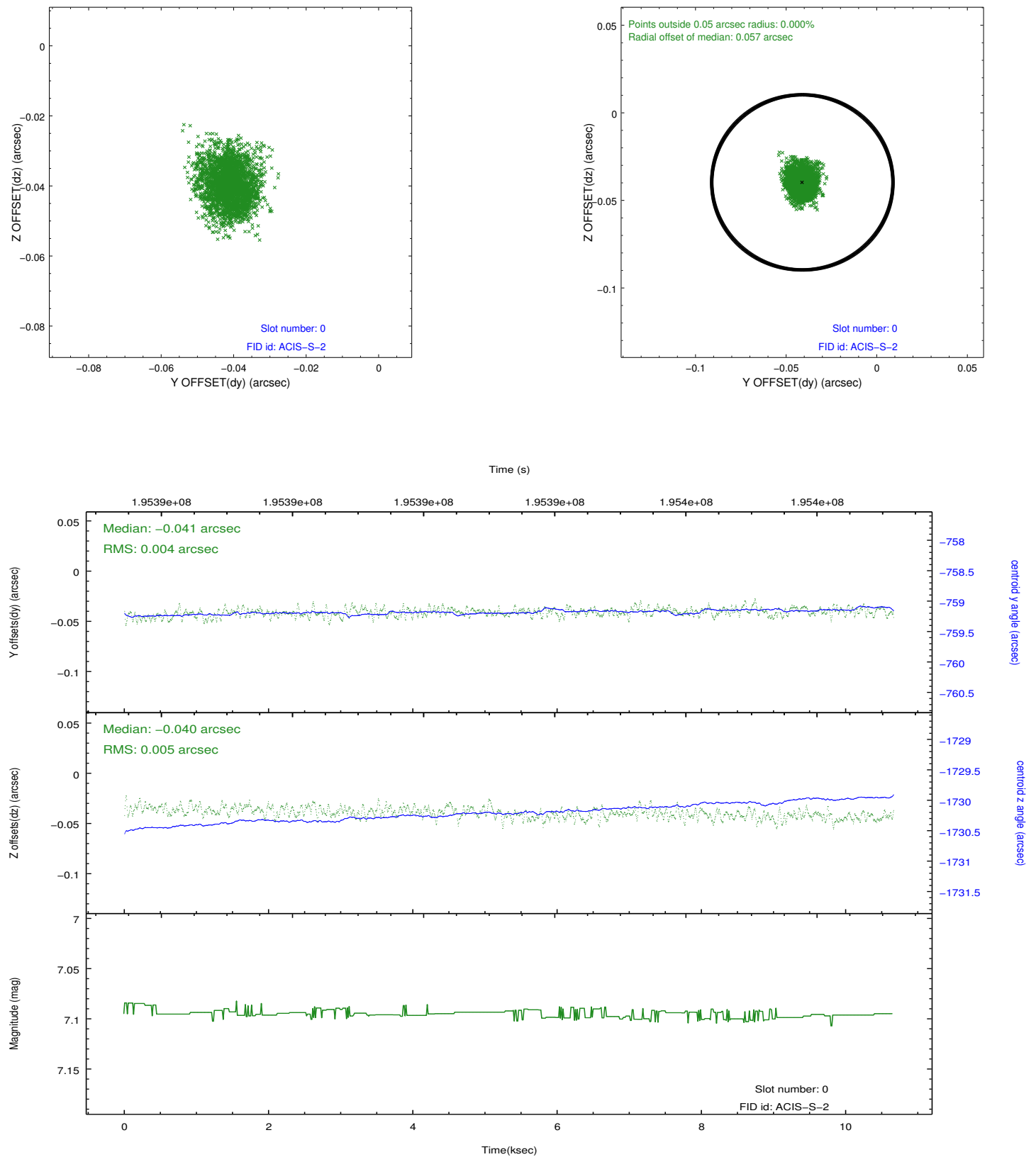


2.4.5 Slot 7

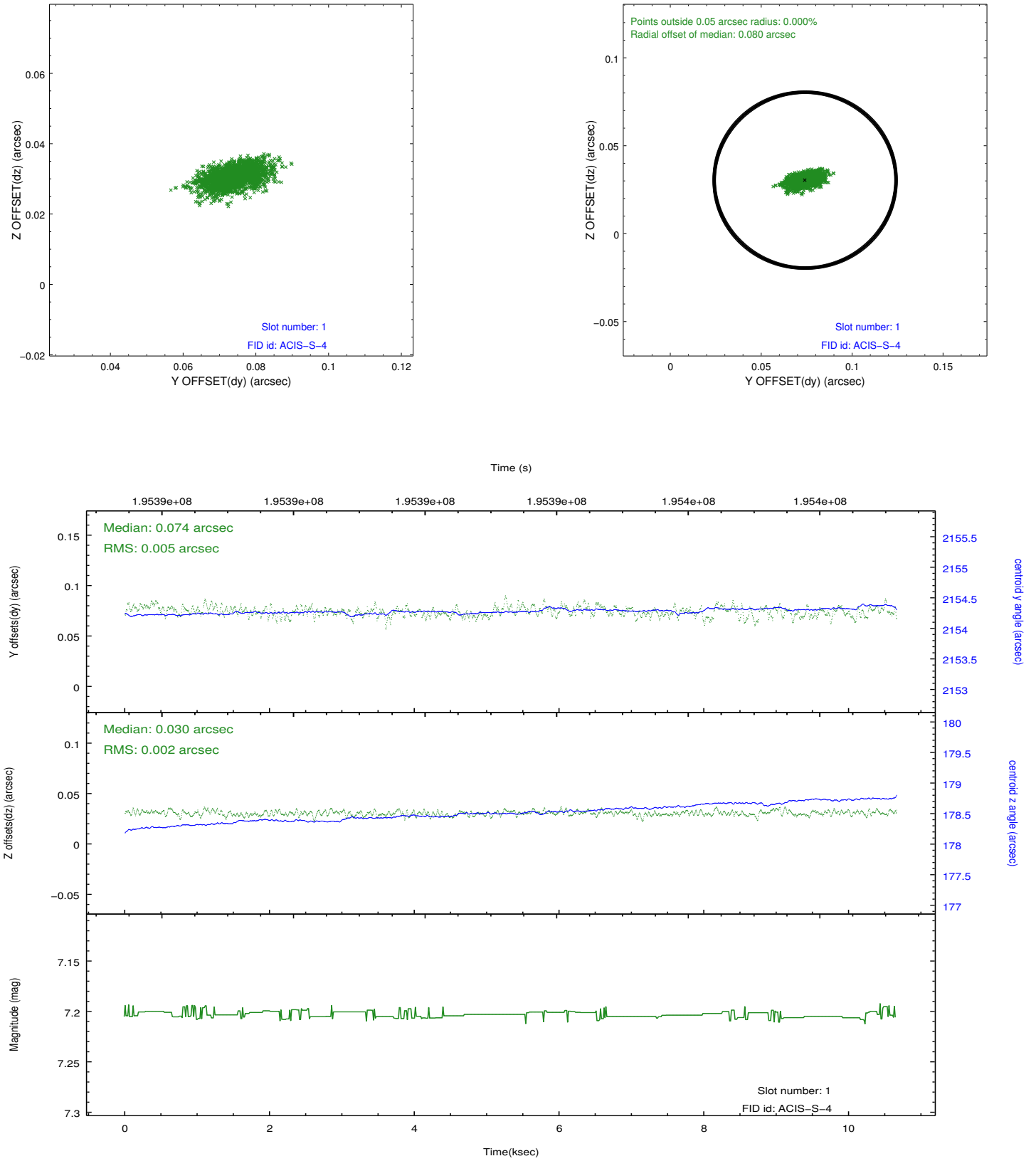


2.5 FID Slots

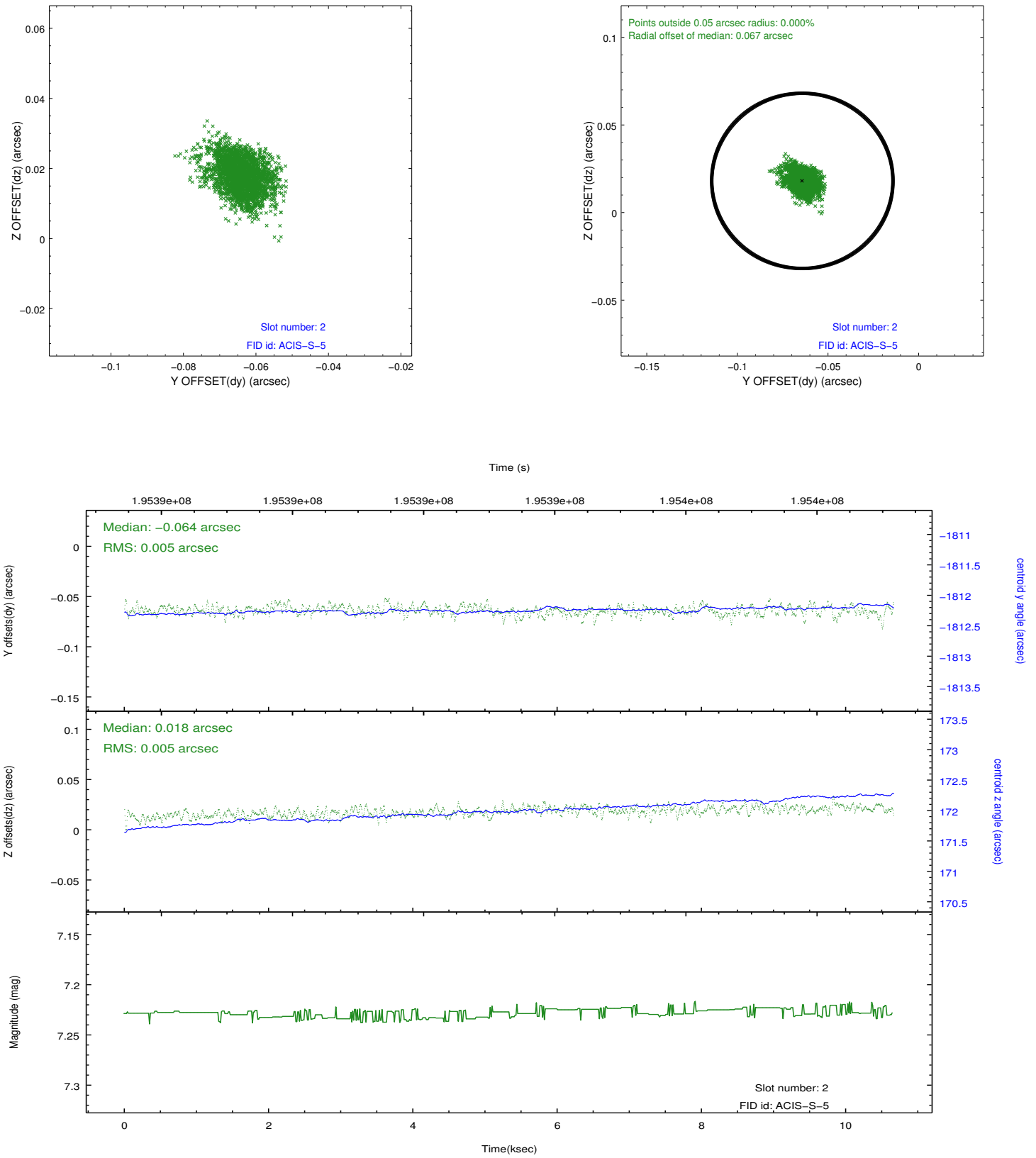
2.5.1 Slot 0



2.5.2 Slot 1



2.5.3 Slot 2



A Summary

A.1 Status

V&V Scientist	Jen Lauer
V&V Date (YYYY-MM-DD)	2012.12.12
V&V Edition	1
V&V Disposition and Status	OK
V&V Charge Time	10.074

A.2 Comments