

# V&V Reference Report

## L2 ASCDS Version : 8.4.5

Observation 2184 - L2 Version 3  
Chandra X-Ray Center


L2 Processing Date : Sep 23 2012

## Contents

<b>1</b>	<b>Front</b>	<b>2</b>
<b>2</b>	<b>OBI</b>	<b>3</b>
2.1	OBI . . . . .	3
2.1.1	Images . . . . .	3
2.1.2	Bias . . . . .	3
2.1.3	Parameters . . . . .	4
2.1.4	Events . . . . .	4
2.2	Compared Parameters . . . . .	5
2.3	Aspect . . . . .	6
2.4	Star Slots . . . . .	9
2.4.1	Slot 3 . . . . .	9
2.4.2	Slot 4 . . . . .	10
2.4.3	Slot 5 . . . . .	11
2.4.4	Slot 6 . . . . .	12
2.4.5	Slot 7 . . . . .	13
2.5	FID Slots . . . . .	14
2.5.1	Slot 0 . . . . .	14
2.5.2	Slot 1 . . . . .	15
2.5.3	Slot 2 . . . . .	16
<b>A</b>	<b>Summary</b>	<b>17</b>
A.1	Status . . . . .	17
A.2	Comments . . . . .	17

# 1 Front


seq_num	700374	Sequence number
obs_id	2184	Observation id
title	SURVEY OF RADIO QUIET Z>4 QUASARS	Proposal title
observer	Dr. Jill Bechtold	Principal investigator
object	SDSS1621-0042	Source name
dtcycle	0	&#160
cycle	P	events from which exps? Prim/Second/Both
ra_targ	245.320417	Observer's specified target RA [deg]
dec_targ	-0.714194	Observer's specified target Dec [deg]
ra_nom	245.31752409727	Nominal RA [deg]
dec_nom	-0.72351471786061	Nominal Dec [deg]
roll_nom	263.3905450771	Nominal Roll [deg]
revision	3	Processing version of data
ontime	1587.2000014633	Sum of GTIs [s]
liveltime	1567.1019193477	Livetime [s]
ontime2	1587.2000014633	Sum of GTIs [s]
ontime3	1587.0965547413	Sum of GTIs [s]
ontime5	1587.178634733	Sum of GTIs [s]
ontime6	1587.1375947446	Sum of GTIs [s]
ontime7	1587.2000014633	Sum of GTIs [s]
ontime8	1587.055514738	Sum of GTIs [s]
l2events	16147	Number of level 2 events




## 2 OBI

### 2.1 OBI

#### 2.1.1 Images



#### 2.1.2 Bias



### 2.1.3 Parameters

obi_num	0	Obi number	sched_exp_time	1500.000000	[s] Scheduled observation exposure time
ascdsver	8.4.5	Processing system revision	ontime	1587.2000014633	Sum of GTIs [s]
caldsver	4.5.1.1	&#160	ontime2	1587.2000014633	Sum of GTIs [s]
date	2012-09-23T14:40:43	Date and time of file creation	ontime3	1587.0965547413	Sum of GTIs [s]
revision	3	Processing version of data	ontime5	1587.178634733	Sum of GTIs [s]
			ontime6	1587.1375947446	Sum of GTIs [s]
			ontime7	1587.2000014633	Sum of GTIs [s]
			ontime8	1587.055514738	Sum of GTIs [s]
			l1events	71050	Number of level 1 events

### 2.1.4 Events

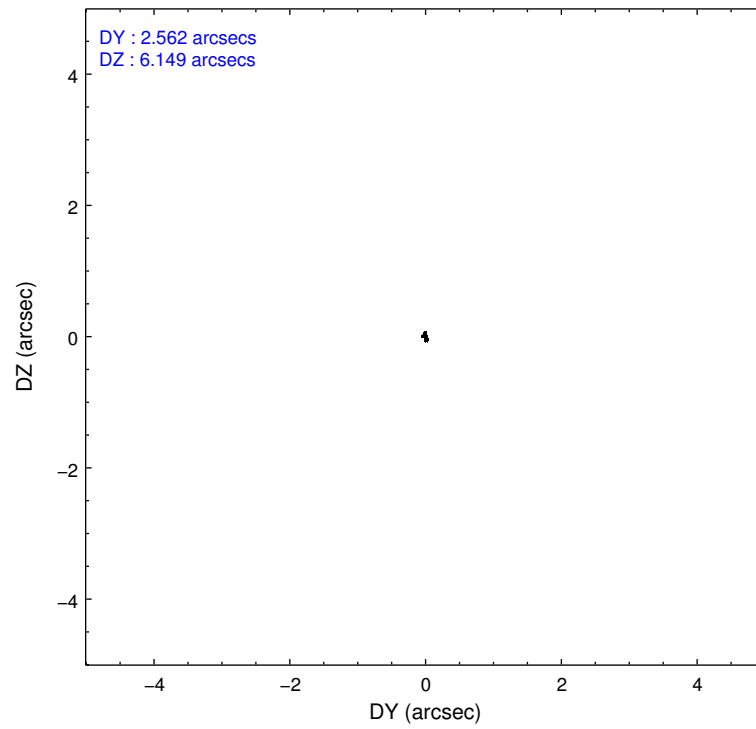
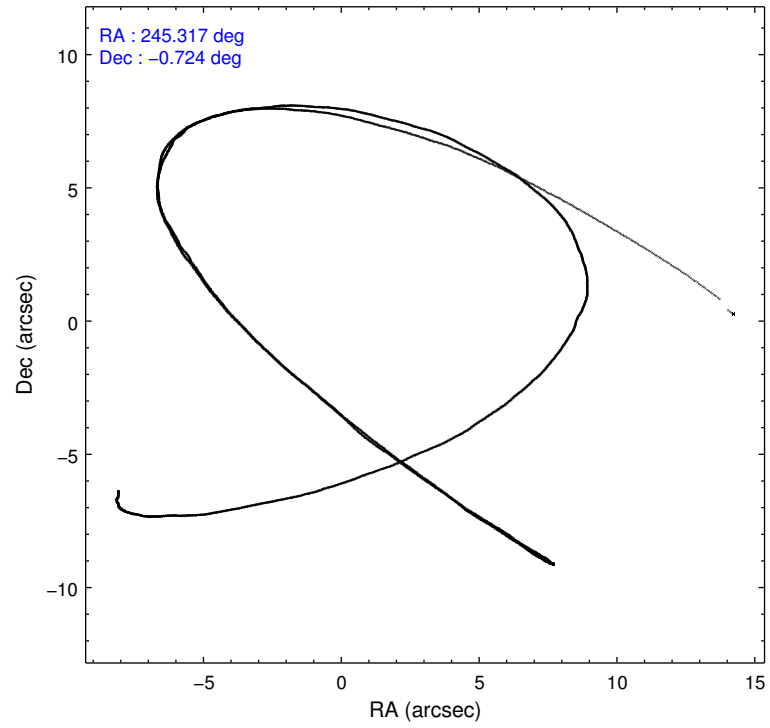
	ccd 2	ccd 3	ccd 5	ccd 6	ccd 7	ccd 8
level 1 events	10458	9854	14222	9941	13367	13208
rejected events	9236	8695	7765	8765	7629	10468
rejected %	88%	88%	54%	88%	57%	79%

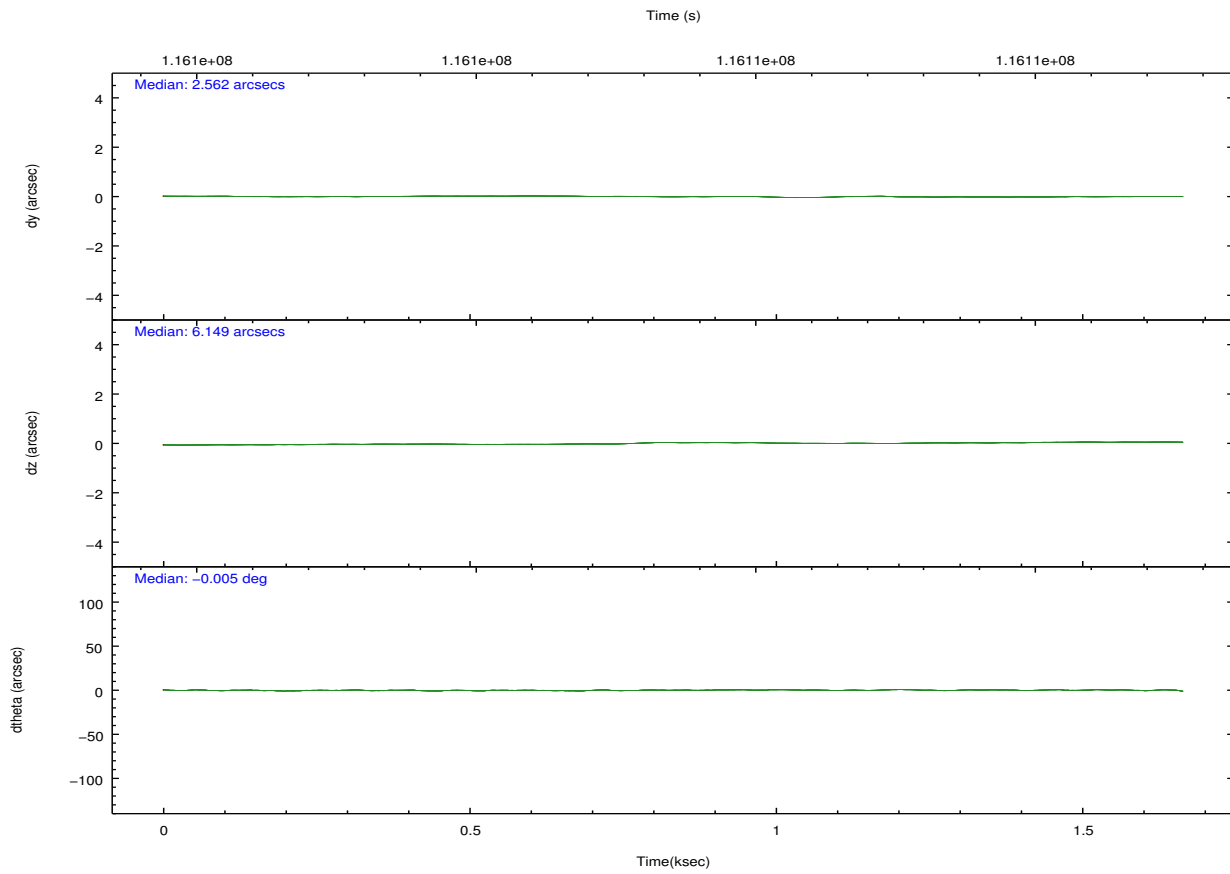
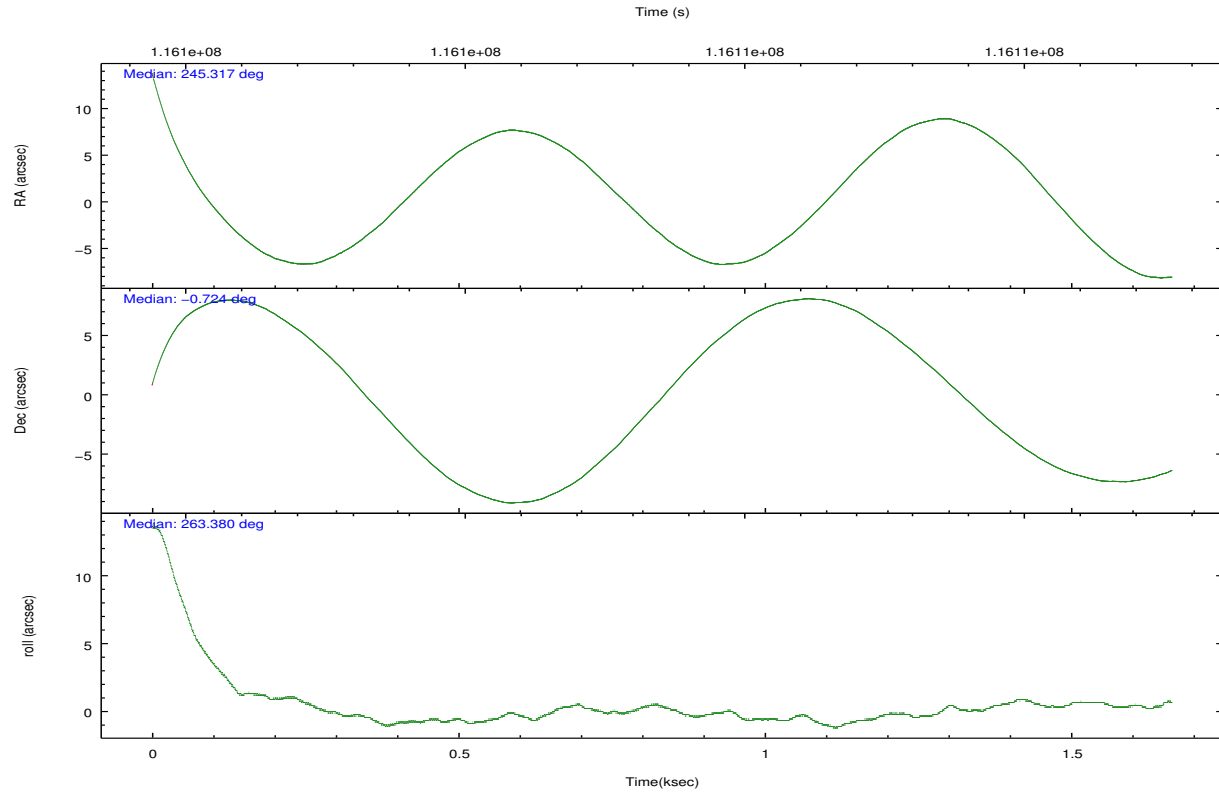
	ccd 2	ccd 3	ccd 5	ccd 6	ccd 7	ccd 8
grade 0 events	517	501	668	499	577	1005
	4%	5%	4%	5%	4%	7%
grade 1 events	2	4	25	8	9	8
	0%	0%	0%	0%	0%	0%
grade 2 events	287	250	1923	225	1123	535
	2%	2%	13%	2%	8%	4%
grade 3 events	110	115	222	98	514	313
	1%	1%	1%	0%	3%	2%
grade 4 events	122	97	225	111	552	256
	1%	0%	1%	1%	4%	1%
grade 5 events	343	389	957	425	1260	547
	3%	3%	6%	4%	9%	4%
grade 6 events	189	198	3428	245	2982	631
	1%	2%	24%	2%	22%	4%
grade 7 events	8888	8300	6774	8330	6350	9913
	84%	84%	47%	83%	47%	75%

## 2.2 Compared Parameters

Parameter	Planned	Actual	Parameter	Planned	Actual
Instrument	ACIS	ACIS	Obspar format version number	7	7
Detector	ACIS-235678	ACIS-235678	Obspar file type	PREDICTED	ACTUAL
Grating	NONE	NONE	Obspar update status	NONE	UPDATED
Data mode	FAINT	FAINT	Number of optional ACIS chips dropped	0	0
Observation mode	POINTING	POINTING	On-chip summing requested	N	N
[deg] Pointing RA	245.306489	245.3175240972741	Subarray requested	NONE	NONE
[deg] Pointing Dec	-0.698613	-0.7235147178606107	Alternating exposures requested	N	N
[deg] Pointing Roll	263.233708	263.3905450770986	[s] Primary exposure time	0.000000	3.2
[mm] SIM focus pos	-0.684267	-0.6828225247311905			
[mm] SIM defocus	0	0.001444936568705701			
[mm] SIM translation stage pos	-190.132523	-190.1400660498719			
[mm] SIM translation stage offset	0	0.00754346686406393			
[s] Observation start time (MET)	116104685.184000	116103654.45851			
Observation start date	2001-09-05T19:17:01	2001-09-05T19:00:54			
[s] Observation end time (MET)	116106185.184000	116106797.10863			
Observation end date	2001-09-05T19:42:01	2001-09-05T19:53:17			
Read mode	TIMED	TIMED			

## 2.3 Aspect





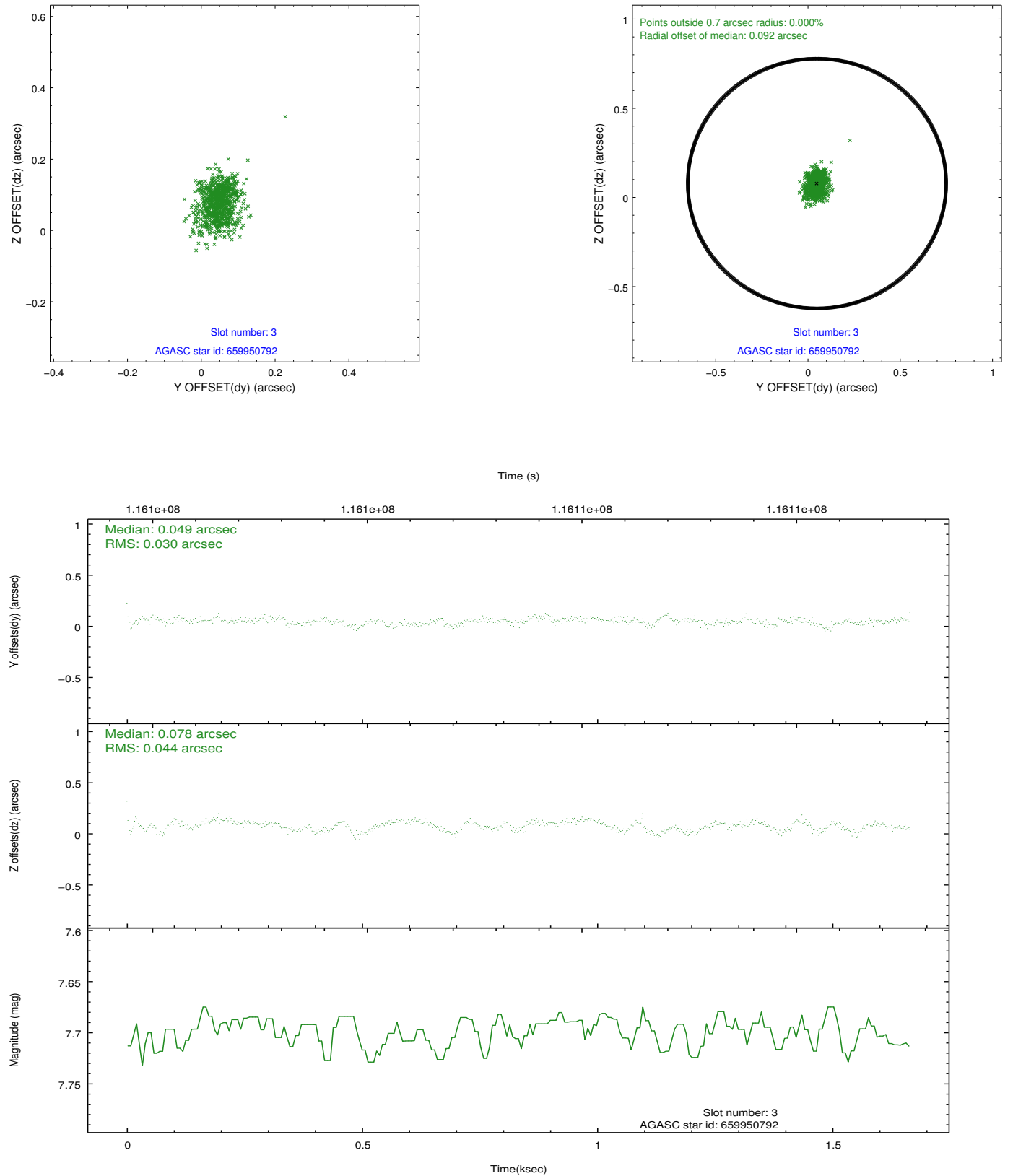
### Slot Statistics

slot	status	id	mag	n_pts	med_dy	med_dz	dr1	dr2	ra	dec	mean_y	mean_z
0	FID	ACIS-S-2	7.11	407	-0.023	0.019	0.006	0.010	0.000000	0.000000	-755.17	-1727.29
1	FID	ACIS-S-4	7.20	407	-0.058	0.006	0.005	0.008	0.000000	0.000000	2156.24	177.17
2	FID	ACIS-S-5	7.24	407	0.049	-0.016	0.006	0.010	0.000000	0.000000	-1802.89	175.23
3	GUIDE	659950792	7.70	813	0.049	0.078	0.056	0.092	245.774659	-0.856177	363.74	1741.40
4	GUIDE	659823448	8.19	813	0.032	-0.074	0.057	0.093	244.688854	-1.101074	1700.94	-2033.60
5	GUIDE	659949744	7.93	813	-0.024	-0.079	0.054	0.085	245.800340	-0.565240	-685.21	1707.11
6	GUIDE	659952736	8.26	813	-0.034	0.031	0.063	0.097	245.781600	-0.263517	-1758.86	1516.67
7	GUIDE	659949520	8.26	812	-0.031	0.052	0.076	0.124	245.789348	-0.708058	-173.91	1732.76

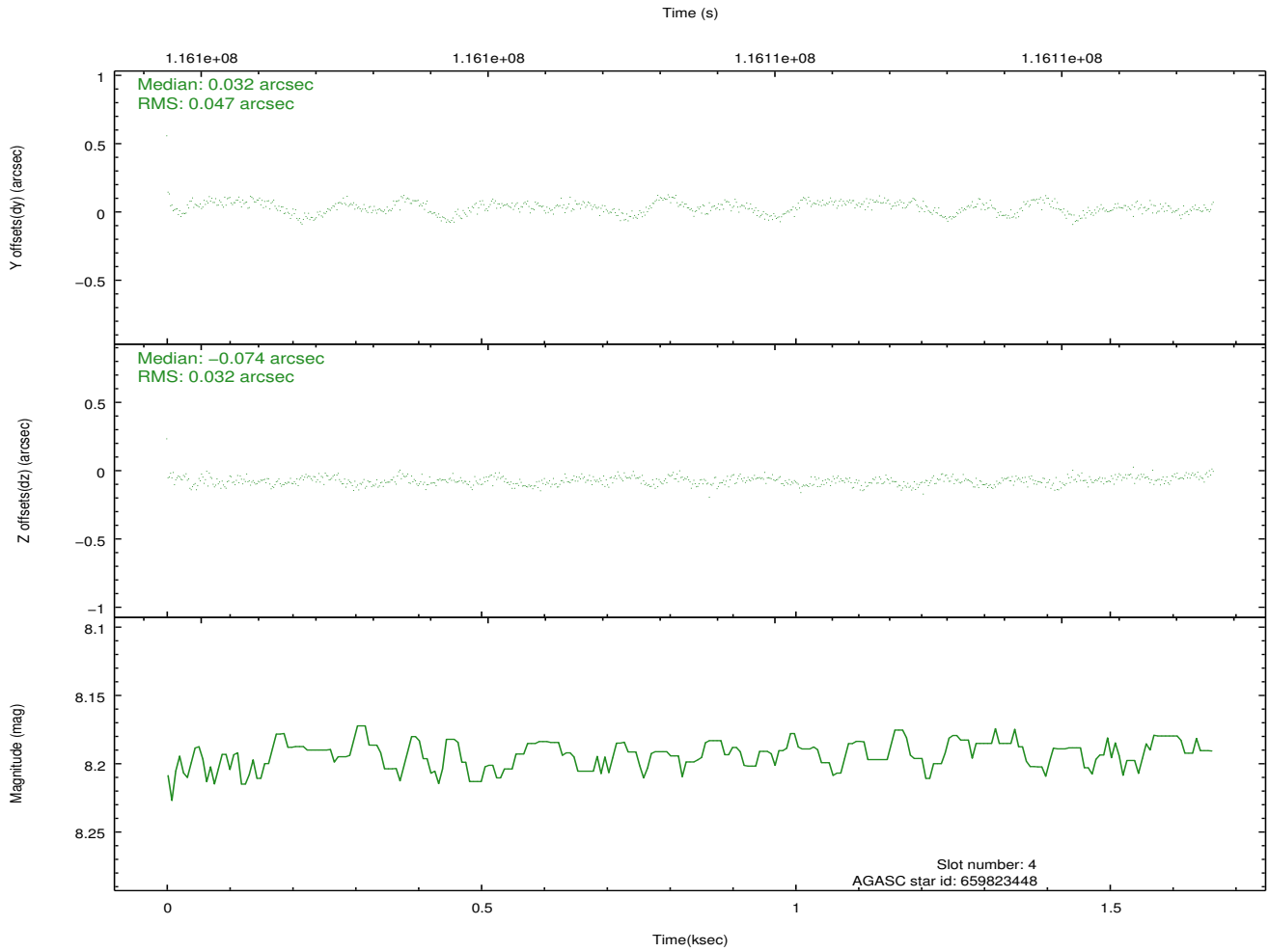
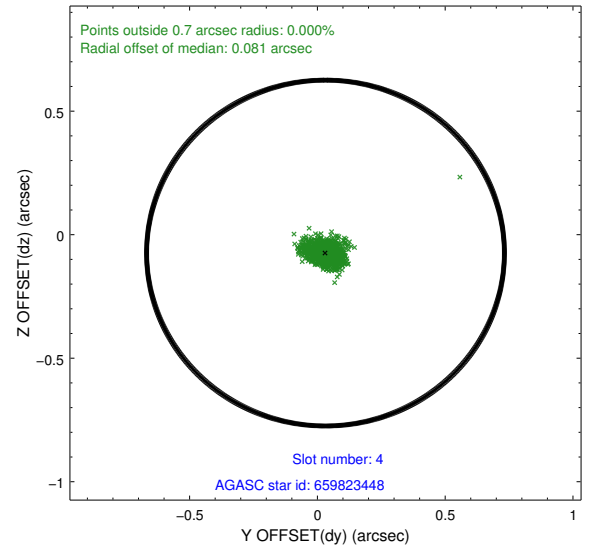
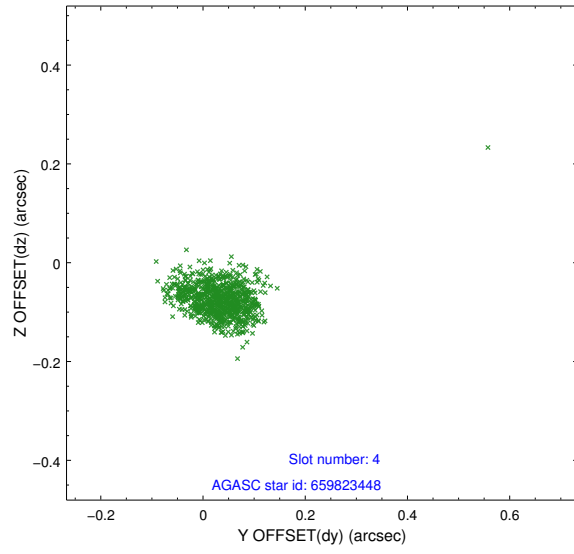


## 2.4 Star Slots

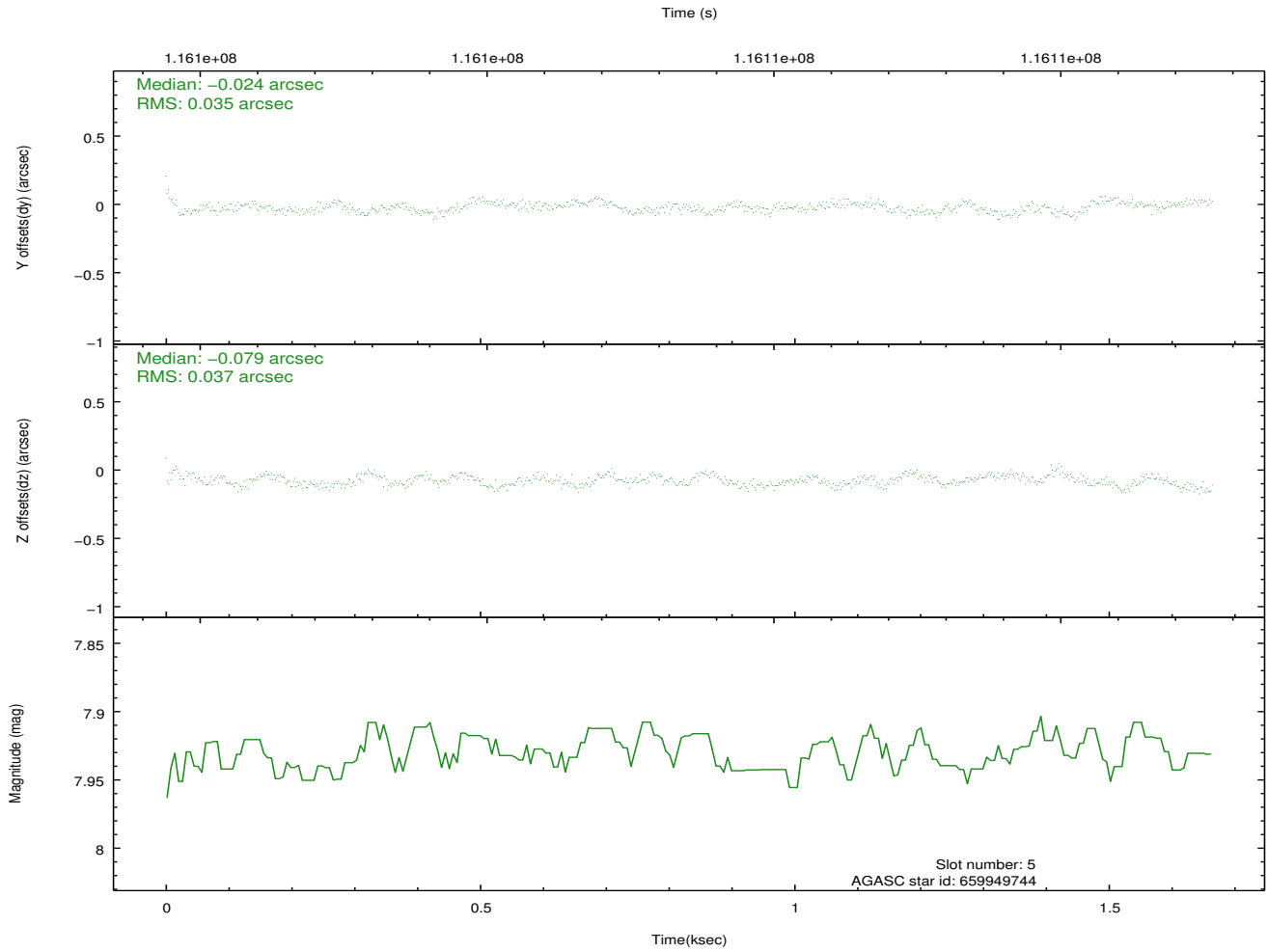
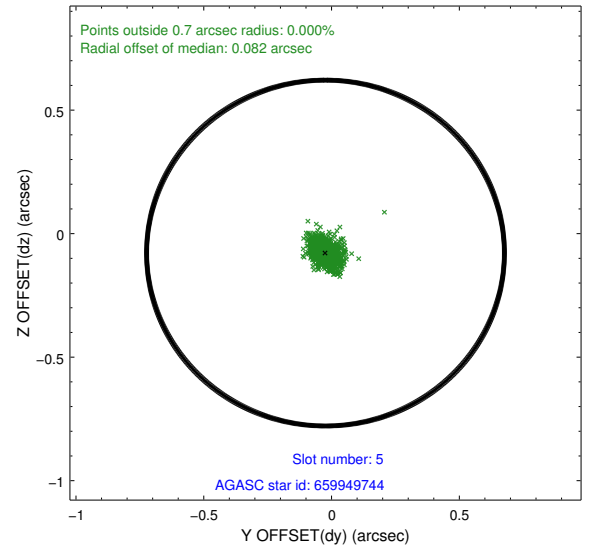
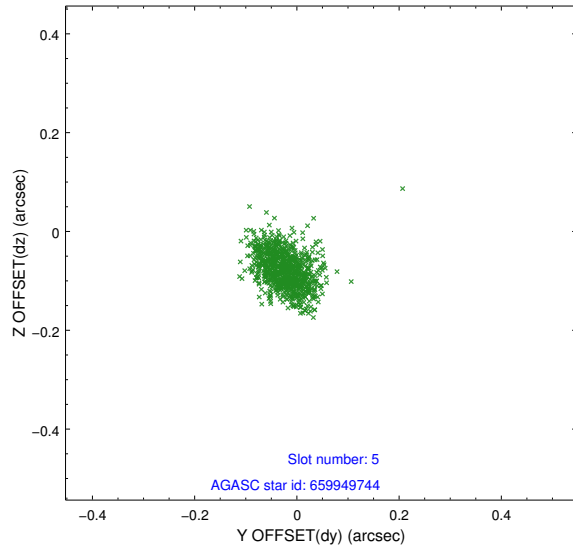
### 2.4.1 Slot 3



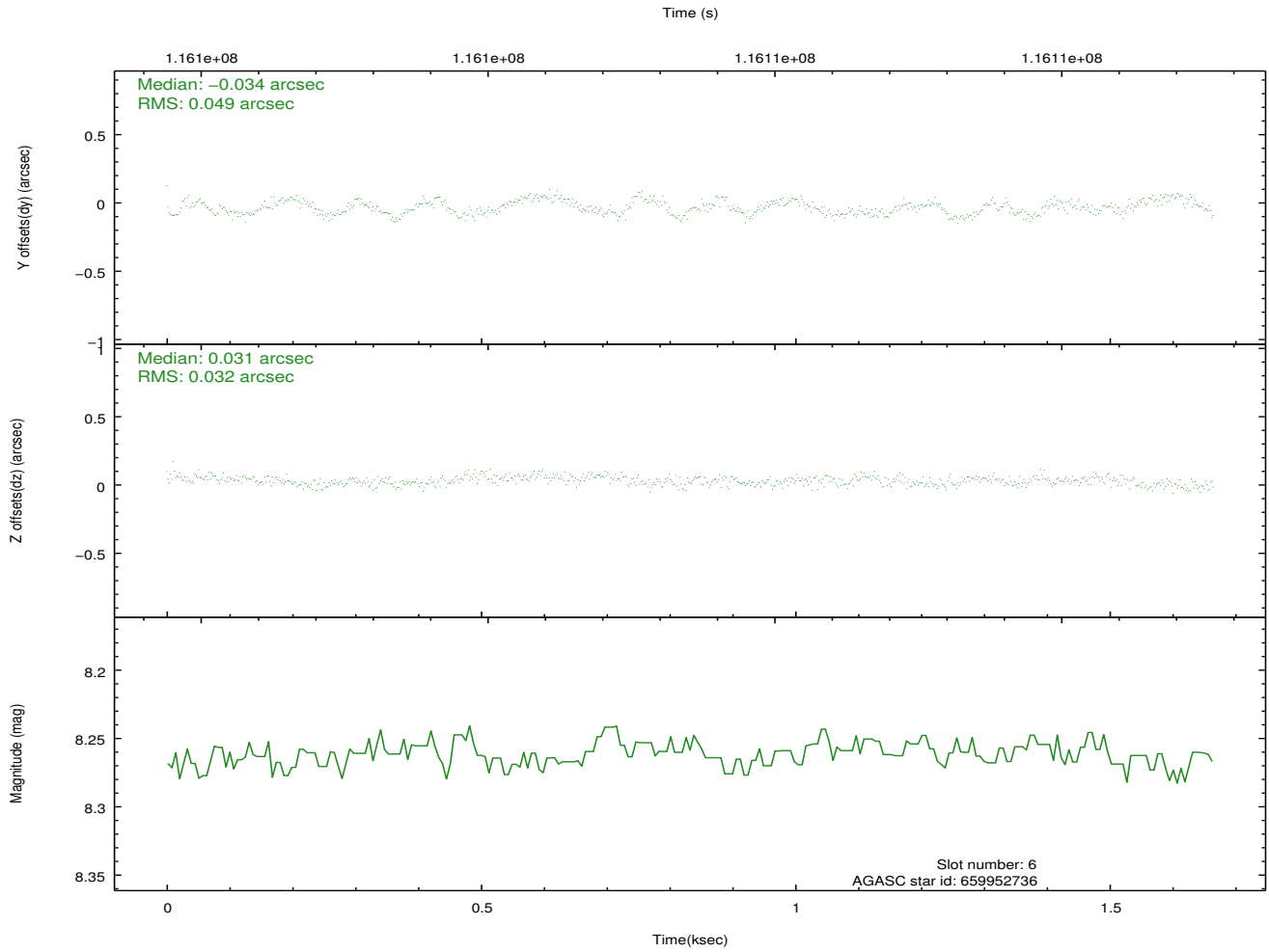
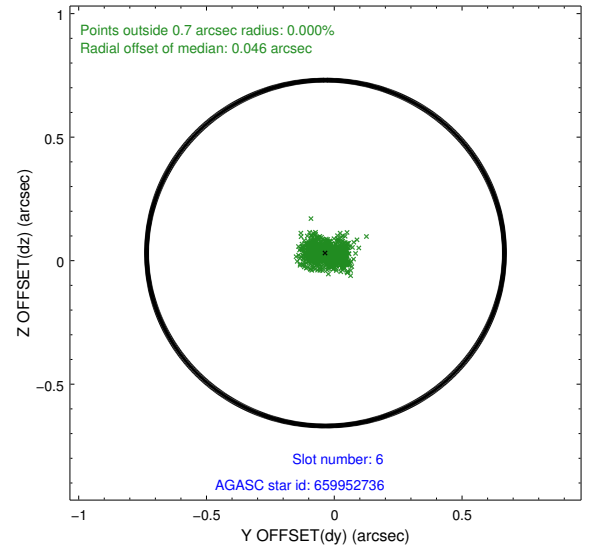
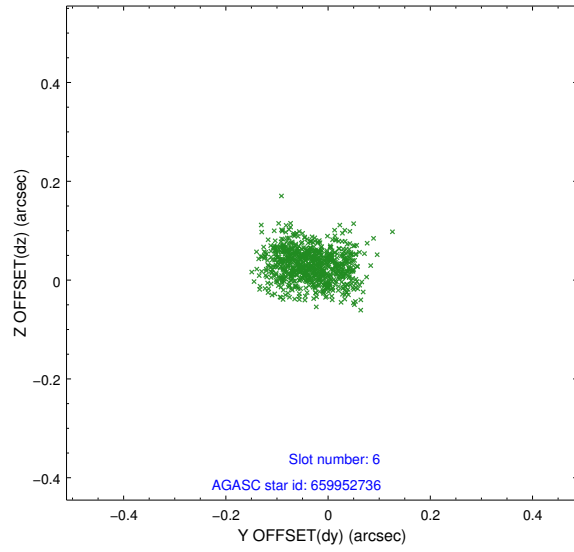
## 2.4.2 Slot 4



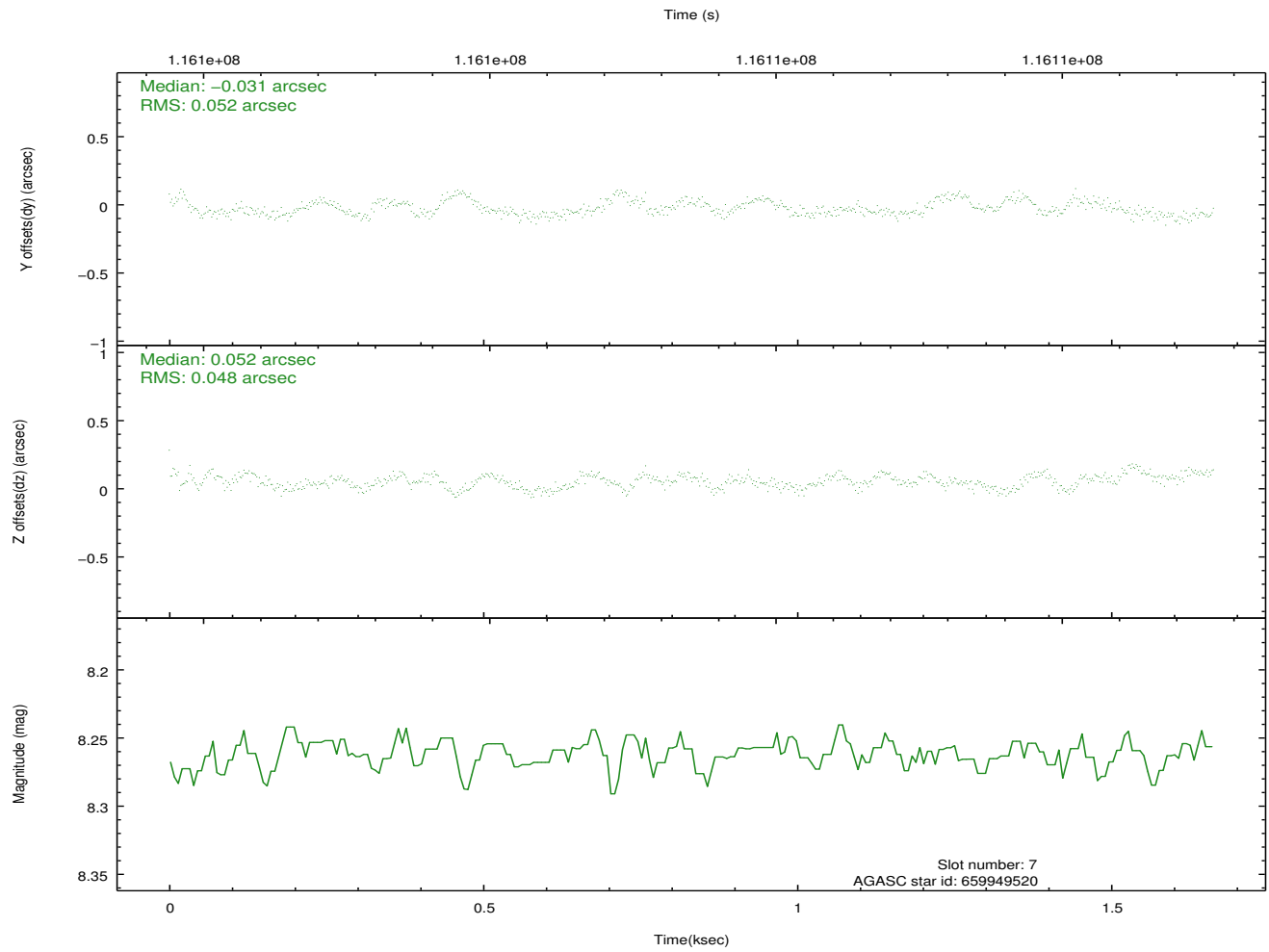
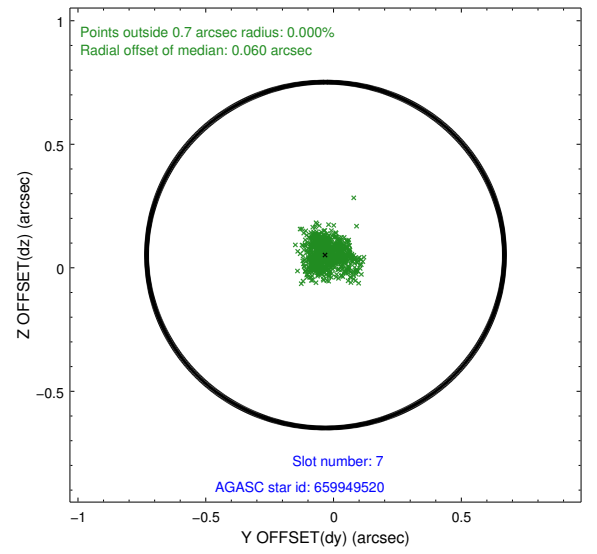
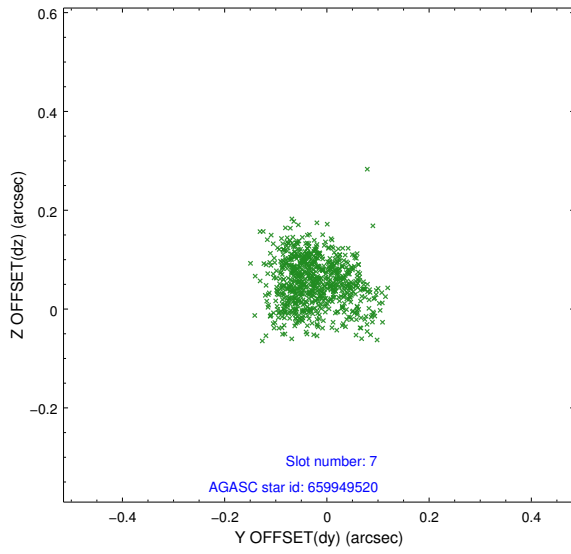
### 2.4.3 Slot 5



## 2.4.4 Slot 6

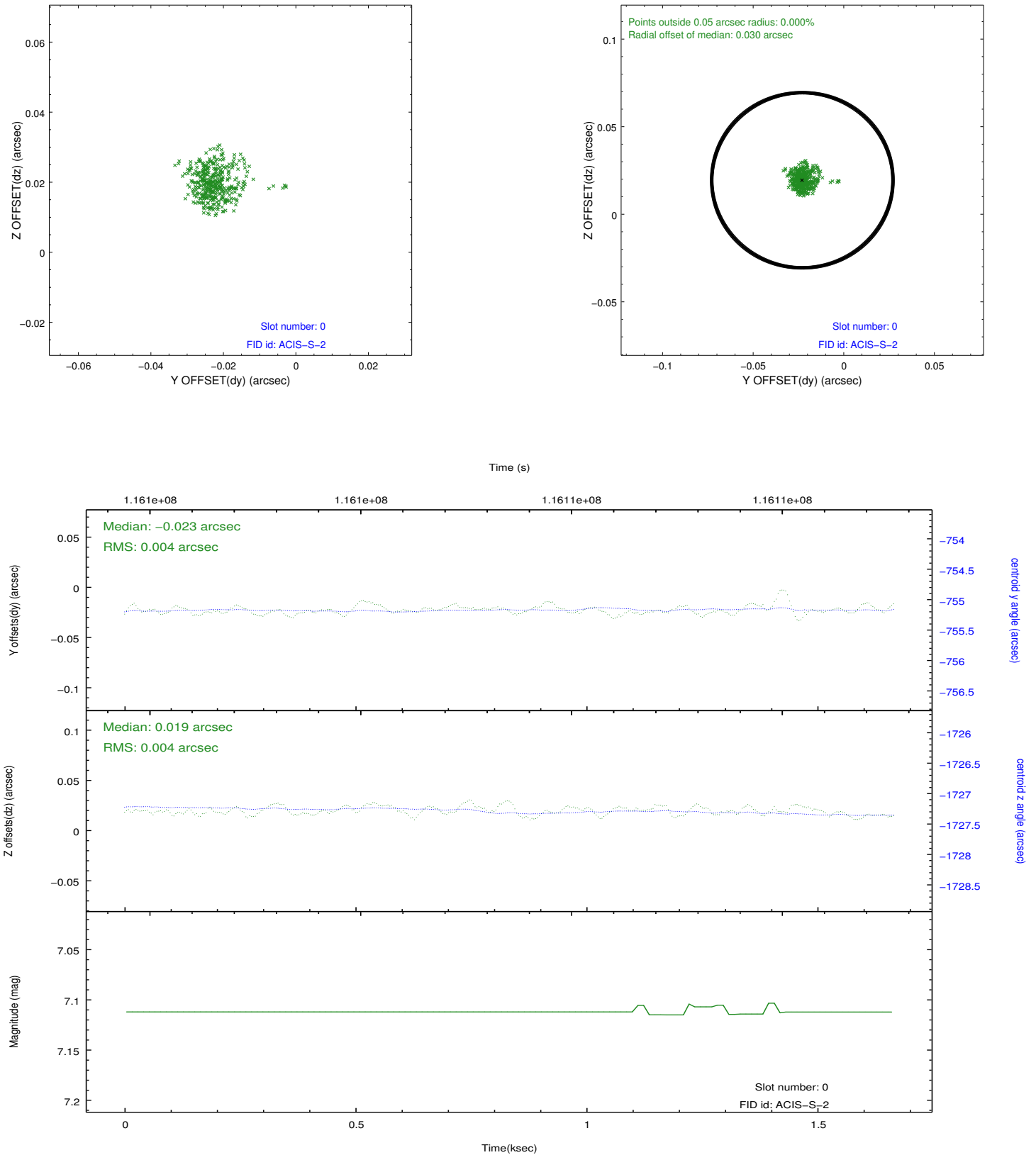


## 2.4.5 Slot 7

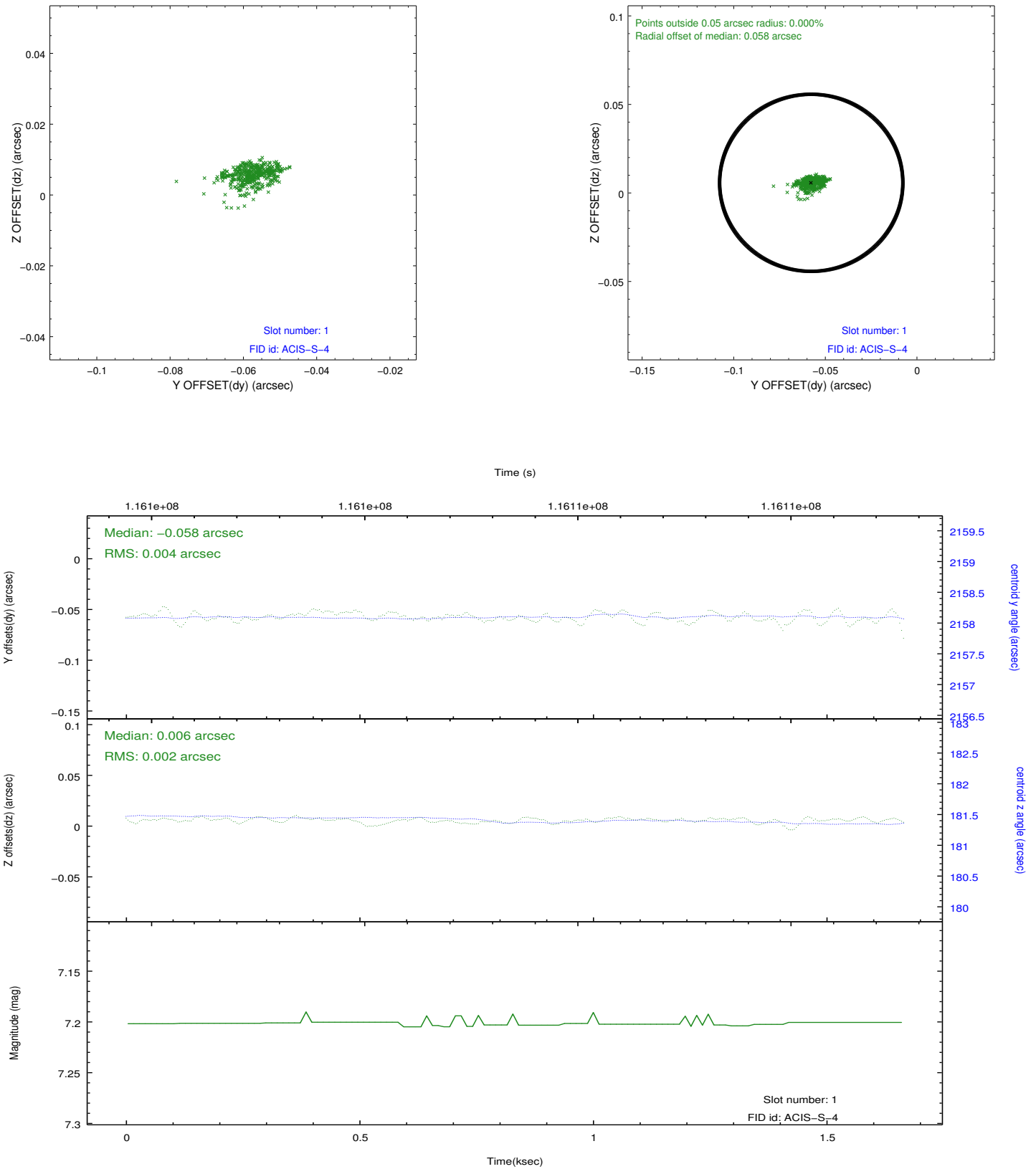


## 2.5 FID Slots

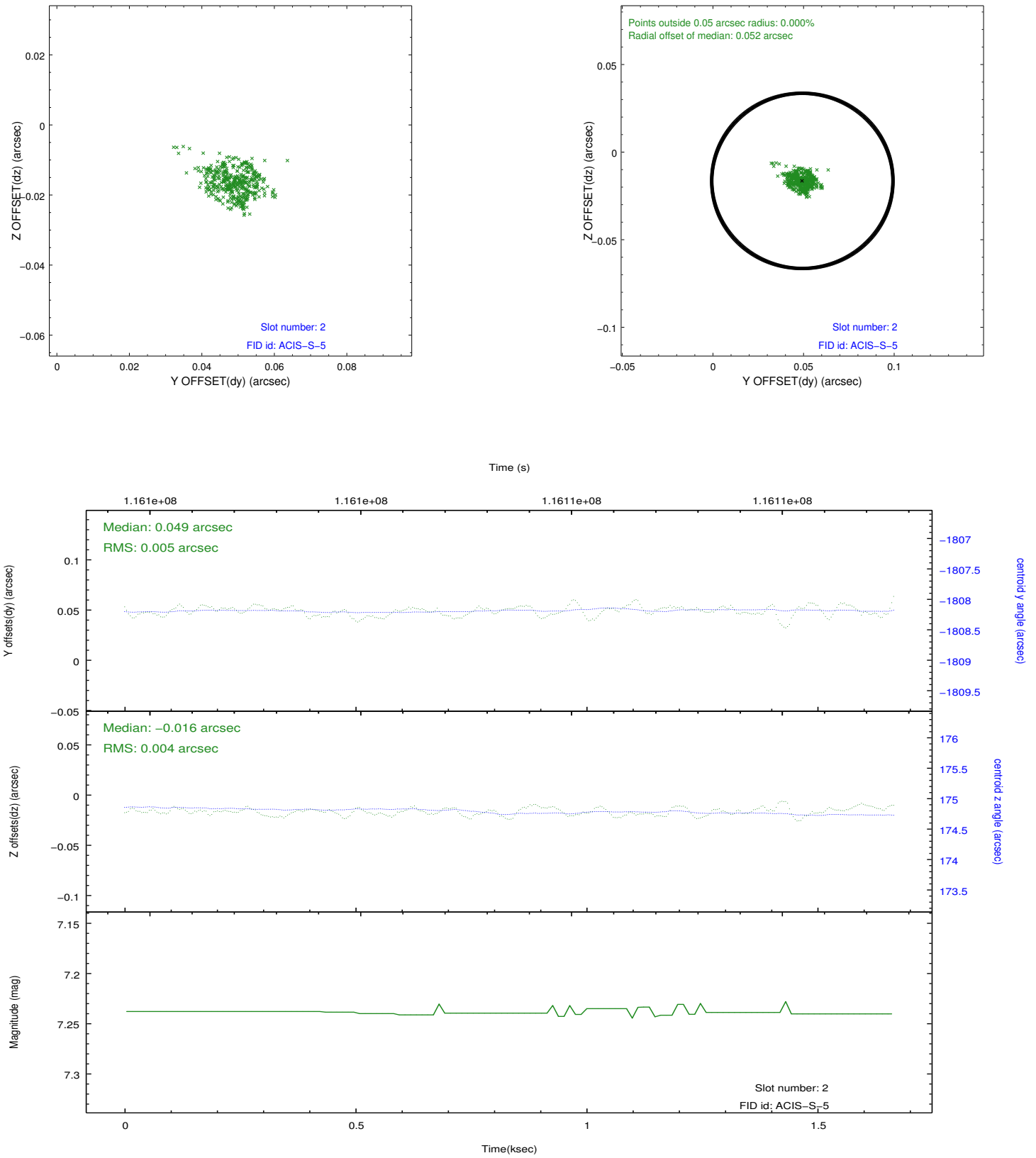
### 2.5.1 Slot 0



## 2.5.2 Slot 1



### 2.5.3 Slot 2





## A Summary

### A.1 Status

V&V Scientist	Jen Lauer
V&V Date (YYYY-MM-DD)	2012.09.26
V&V Edition	1
V&V Disposition and Status	OK
V&V Charge Time	1.59

### A.2 Comments